

From the Electron to the Flower of Life - Proofs of God

Andreas Ball

Abstract:

The combination of Data of the Electron applied in a Formula leads to a value with a digit figure, which runs 9 times in serie from the first digit, and comprises the Inverse of the Magnetic Field Constant. This circumstance is known in the science world, but no scientist - as known by the author - ever made any thoughts about this conspicuous result.

Many scientists are astonished about the Koide-Formula with its result close to the ratio 2/3, but the above mentioned result won by the Electron Data is equally or still more remarkable.

Since the epoch Reconnaissance the world of natural sciences underlies the mass consciousness, which states that the natural sciences may not have anything to do with God. This is the knowledge of the history of natural sciences and not the opinion of the author. And the scientists should be aware of this fact.

Furthermore this report presents several formulas by use of the masses of Elementar Particles, which lead also to conspicuous results.

The figures 9 and 11 can be found in many exact formulas for Physical Constants and in the Formulas for the datas of our celestial bodies. This is also valid for the Figures 144 and 666.

And the figures 9 and 11 show suspicious aspects besides the Physics and Mathematics.

Chapter 6 shows the facts, that informations are hidden in the ornament/symbol Flower of Life referring the Physical Constants, which values propulse the Universe.

1) Formula with Data of the Electron:

The Formula with the data of the charge $e^{[1.1]}$, the mass $m_e^{[1.2]}$ and the radius $r_e^{[1.3]}$ of the Electron is written as follows:

$$e^2 / (m_e * r_e) = 9999999.99457 \text{ C}^2 \text{ kg}^{-1} \text{ m}^{-1} \quad (\text{E1})$$

Nine times the figure 9 in serie!

Can this be random in view of the many other remarkable mass relations (an overview is given at the next chapter and the last page)?

The Inverse of Equation (E1) multiplied with the term "4* π " corresponds to the Magnetic Field Constant^[1.4].

2) Formulas with Data of other Elementar Particles:

As already presented in the author's report^[2] the Koide-Formula^[3] connects the masses of the three Leptons, namely Electron, Myon and Tauon and is readable as (verbatim taken from german wikipedia.de-entry "Yoshio Koide"^[3]. Further: Leptons are elementar particles):

$$(m_e + m_\mu + m_\tau) / (\sqrt{m_e} + \sqrt{m_\mu} + \sqrt{m_\tau})^2 = 0.666666056 \quad (\text{m0})$$

The result is very close to the ratio 2/3, which can be observed in many other formulas^[2]. Values for the masses $m_e^{[1.2]}$, $m_\mu^{[4]}$, $m_\tau^{[5]}$ are given at the last page. In the Koide-Formula the Triple "m_e, m _{μ} , m _{τ} " is applied. Please see the authors report [2], where some of the following relations are presented.

The Golden Ratio Φ is often used in this report. The Golden Ratio is defined to:

$$\Phi = 0.5 + 0.5\sqrt{5} = 1.61803399$$

Other remarkable Formulas with the masses of Elementar Particles (mass values: see last page) are:

$$m_p / (m_e^{1/3} * m_\tau^{2/3}) = 7.999936 \quad (\text{see report}^{[6]} \text{ of Klaus Paasch}) \quad (\text{m1})$$

$$m_p / m_\mu = 8.880243 \quad [\approx 8.88 = 6.66 * 4 / 3] \quad (\text{m2})$$

$$(m_e + m_\mu + m_\tau) / [\sqrt{(m_e * m_\mu)} + \sqrt{(m_e * m_\tau)} + \sqrt{(m_\mu * m_\tau)}] = 3.99989 \quad (\text{m3})$$

$$\text{Exponent Exp: } \text{Exp} = (3/4)^2 = (0.75)^2 = 0.5625$$

$$(m_e + m_\mu + m_\tau) / (m_e^{\text{Exp}} + m_\mu^{\text{Exp}} + m_\tau^{\text{Exp}})^{1/\text{Exp}} = 0.7500633 \quad [\approx 0.75 = (2/3)^{-1} / 2 = \sqrt{\text{Exp}}] \quad (\text{m4})$$

The result of this formula isn't self-evident. The square of the result is close to the exponent.

$$\text{Exponent Exp}\Phi: \text{Exp}\Phi = (3/4)^{(1.2*\Phi*\Phi)} = 0.40503017$$

$$(m_e + m_\mu + m_\tau) / (m_e^{\text{Exp}\Phi} + m_\mu^{\text{Exp}\Phi} + m_\tau^{\text{Exp}\Phi})^{1/\text{Exp}\Phi} = 0.50001 \quad (\text{m5})$$

$$[(m_e + m_\mu + m_\tau) / m_e] / [(m_e^{\text{Exp}\Phi} + m_\mu^{\text{Exp}\Phi} + m_\tau^{\text{Exp}\Phi}) / m_e^{\text{Exp}\Phi}] = 99.99994 \quad [\approx 100] \quad (\text{m6})$$

$$(m_e + m_p + m_n) / \sqrt{(m_e^2 + m_p^2 + m_n^2)} = 1.414598 \quad [\approx 0.1 * 14.146; 14.146 = 11 * 1.286] \quad (\text{m7})$$

$$\Phi + \pi + 1.44 + 6.66 = 12.8596 \quad [\approx 10 * 1.286]$$

$$\Phi^{2/3} + e^{2/3} + \pi^{2/3} + 1.44^{2/3} + 6.66^{2/3} = 9.000028 + 1.286$$

$$4 * \sqrt{(2/3)} * (2*\pi)^3 = 144 + 666 + 1.28605... / 10 \quad [\text{two times figures 2 and 3}]$$

$$r_{p\#1} = (14.146 - 8)^{-0.666} * r_e = (6.146)^{-0.666} * r_e = 8.408706 * 10^{-16} \text{ m}$$

$$r_{p\#2} = (2*3*\pi)^{-1} * (666/144 + 1) * r_e = 8.4092 * 10^{-16} \text{ m}$$

Values $r_{p\#1}$ and $r_{p\#2}$ are approximations for the Proton Radius $r_p (=8.4087 * 10^{-16} \text{ m})^{[7]}$.

See the derivation of the figure 14.146 from the very exact approximation α^{-1} for the Inverse of the Fine Structure Constant^[1.5, 1.6], which is dependent on terms π^N with $N = 4; 2; -2; -4; -6$.

All of the exponents N are multiples of 2 (see page 3 of report [8]).

$$(m_p + m_\tau) / \sqrt{(m_e * m_p)} = 123.998577 \quad [\approx 124 = 0.2 * 620] \quad (\text{m8})$$

$$620^2 \text{ km} = 384400 \text{ km}^{[9]}: \text{distance (big half axle) from earth to moon}$$

$$(\sqrt{m_e} + \sqrt{m_\tau}) / (60 * \sqrt{m_e}) = 0.999467 \quad [\approx 1]; \quad (\text{m9})$$

$$(m_p^2 + m_\mu^2) / (10^6 * m_e^2) = 2^{1/2} + 1.9999962 \quad [\approx 2^{1/2} + 2]; \quad (\text{m10})$$

$$1 / (m_e * m_p * m_\mu * m_\tau) = 1.100064 * 10^{111} \text{ kg}^{-4} \quad [\text{figures 11 and 111 are often used}] \quad (\text{m11})$$

$$1 / (m_e * r_e * m_p * r_p)^{1.44} = 3.000072 * 10^{124} \text{ kg}^{-2.88} \text{ m}^{-2.88} \quad [\text{see figure 124 at Equation m8}] \quad (\text{m12})$$

3) Figures 9 and 11:

The Approximations with the Figures 9 and 11, which lead closely to the data of our celestial bodies, can be seen at the first two pages of the author's report [8].

The figure 9 harmonizes particularly with the figure 11, which is for example expressed at many formulas using the figure 99 (=9*11) in connection of 10-powers (see report [8]).

The fascinating serie formula for the circle figure π of the Indian Mathematician Srinivasa Ramanujan^[10] contains the figures 9801 (= 9² * 11²) and 396 (= 4 * 9 * 11).

The angle of the Supra Conduction possesses the value 1.1 (see literature [11]).

The author does not want to insist too much on the following (the probability for these occurrences at the dates is pretty high), but it might fit to the pattern of Figures 9 and 11, which gives back the figure 2 (duality; for example: black - white) very simple by the equations $11-9=2$ and $11+9=20$ (Zero is neglected):

Reichsprogrom Night: 09 th November 1938	negative
Fall of Berlin Wall: 09 th November 1989	positive
Terror Act Twin Towers: 11 th September 2001	negative

The last two occurrences belong to the most important occurrences during the last 40 years.

Now the world comes to the date, when it is 2000 years ago, that Jesus Christ died.

What will happen during the decade starting from the year 2030?

One can only hope, that during this decade the longed-for New Age (New Age means an Era with high consciousness of mankind and active compassion) will show positive developments and inventions on many fields starting to solve the big problems, which endanger the mankind.

Figures 9 and 11 in combination with the figures Φ and π lead closely to the figure 2:

$$11*\pi - 9*\Phi = 19.99521 [\approx 20]; \quad 1.1^2*\pi^{1.1} - 0.9^2*\pi^{0.9} = 1.992915 [\approx 2]$$

4) Exercise to recognize a transparent layer around the contours of the hands

Lie on the couch or bed and face the back of one hand about 10 to 30 cm distant straight from the eyes. In the background of the hand there is a light area such as a white ceiling. One looks for several minutes without effort (one doesn't want to force anything) at the slightly spread fingers. Some will see a light, transparent (see-through) layer of 1 to 2 mm thickness.

If this layer is now visible, one adds the second hand. Both hands with the palms facing the face - which is easier to manage the following - are again about 10 to 30 cm distant from the head, with the fingertips of both hands facing each other and a few centimeters apart. If this light layer is now visible on the fingers of both hands, one moves his/her hands very slowly towards each other until the layers of both middle fingers penetrate and finally the middle fingers touch.

Now, if one moves the hands very slowly away from each other, one might see how the layers at the tips of the two middle fingers expand from about 1 to a few cm, so that the penetration of the middle finger layers remains. If you move your hands further apart, the two layers will eventually tear off.

When the author does this exercise, he is always fascinated. If the reader are able to recognize his/her layer, the logical question arises: "What or which layers is/are still existing which one cannot (currently) see and measure?"

Another question: "What does this layer create?"

This exercise is not only intended for special selected persons! In the author's opinion it belongs to the past that only a few people have the ability for recognizing it.

Many people won't believe the just described to the author, but they will believe it to their relatives or friends.

A Suggestion to Research Institutes (for example Institutes of Biochemistry):

One can perform a survey with different age levels to get the knowledge:

- 1) How big is the percentage part of all participants, who are able to recognize their layer.
- 2) How big is the percentage part of the different age levels, whose participants are able to recognize their layer.

Probably the younger people are better in recognizing their layer.

5) Figures 144 and 666:

The author firstly became aware of the figure 666 by simple mathematical relations with input data of earth, moon and sun, which are listed at pages 1 to 3 in the author's report [8]. Gradually the author noticed that the figure 666 cooperates well with the figure 144.

The sum of 144 digits after the decimal point of the Circle Figure π delivers the figure 666. The author does not remember, by which Website or Literature he received this information.

But one can do the examination by its own, which is presented by Table 5.1.

The Digits after the Decimal Point are taken from [12].

Digits after the Decimal Point	Digits	Sum of first 5 Digits	Sum of last 5 Digits	Sum of 10 Digits	Accumulated Sum	Average Value
Digits 1-10	14159 26535	20	21	41	41	4,1000
Digits 11-20	89793 23846	36	23	59	100	5,0000
Digits 21-30	26433 83279	18	29	47	147	4,9000
Digits 31-40	50288 41971	23	22	45	192	4,8000
Digits 41-50	69399 37510	36	16	52	244	4,8800
Digits 51-60	58209 74944	24	28	52	296	4,9333
Digits 61-70	59230 78164	19	26	45	341	4,8714
Digits 71-80	06286 20899	22	28	50	391	4,8875
Digits 81-90	86280 34825	24	22	46	437	4,8556
Digits 91-100	34211 70679	11	29	40	477	4,7700
Digits 101-110	82148 08651	23	20	43	520	4,7273
Digits 111-120	32823 06647	18	23	41	561	4,6750
Digits 121-130	09384 46095	24	24	48	609	4,6846
Digits 131-140	50582 23172	20	15	35	644	4,6000
Digits 141-144	5359 4 08128	22		22	666	4,6250

Table 5.1: Sum of 144 Digits after the Decimal Point of the Circle Figure π (=3.14159...)

Remarkable:

Sum of the first 9 digits after the decimal point: $36 = 6 * 6$

Sum of the first 11 digits after the decimal point: $49 = 7 * 7$

Sum of the first 99 digits after the decimal point: $468 = 6 * 6 * (6 + 7) = 6 * 6 * (49 - 36)$

In the author's report [8] many very exact approximations for several Physical Constants using the figures 144 and 666 are listed. In the following the reader can also find some new Approximations:

Approximation G# for the Gravity Constant^[1.7] G ($=6.67430 * 10^{-11} \text{ m}^3 \text{ kg}^{-1} \text{ s}^{-2}$):

$$T_1 = \pi / (1.2 * \Phi^2) = 0.9999847; \quad T_2 = \pi * \sqrt{\Phi} = 3.9961676;$$

$$T_3 = 1.44^{6.66} = 11.3411894; \quad T_4 = 6.66^{1.44} = 15.33920636;$$

$$G\# = T_1^{6.66} / [T_2^1 * (T_3 + T_4)^2 * (T_3 * T_4)^3] = 6.6743032 * 10^{-11}$$

Isn't it remarkable, how the terms with the figures 1.44 and 6.66 on one hand and the figures Φ and π on the other hand lead in combination to this very exact result G#?

With the difference $T_5 = (T_4 - T_3) = 3.99708741$ one also gets some astonishing relations with primes:

$$\pi * \sqrt{\Phi} - T_5 * (\pi * \sqrt{\Phi} / 4)^{0.2401} = -1.033 * 10^{-10}$$

with $0.7^4 = 0.2401$ and $7^4 = 2401 = 5^3 + 6^3 + 9^3 + 11^3$ (Primes 5, 7 and 11 are involved)

$$\pi * \sqrt{\Phi} - T_5 * (\pi * \sqrt{\Phi} / 3.997)^{1.105} = -1.925 * 10^{-10}$$

with $1105 = 5 * 13 * 17$ and $3397 = 7 * (666 - 5 * 19)$ (Primes 5, 7, 13, 17 and 19 are involved).

Using the figure 144 at the last relation instead of figure 666, one yields: $7 * (144 - 5 * 19) = 7^3$

See also Formula (G6)^[8] with term $\pi^{-85085/900}$: $85085 = 5 * 7 * 11 * 13 * 17$ (5 primes in serie!)

In report [8] 11 Approximations are presented for the Inverse α^{-1} of the Fine Structure Constant^[1.5; 1.6]. This list is widened by the following two formulas:

$$\alpha_{\#12}^{-1} = [144^{0.99} + 0.666^{9.9}] * [1 - 1/(144*666)]^{100/(666 - 144 - 0.99)} = 137.0359990887 \quad (\alpha 12)$$

The figures “144, 666, 0.99“, which are used at the first term, in combination with 10-powers are also applied as exponents at the second term!

$$\alpha_{\#13}^{-1} = 99.9 / 0.666^{1/1.286} + 8 * 19 / (10^2 * 10^2 * \pi^2 * \Phi^2) = 137.0359990867 \quad (\alpha 13)$$

In memory of other significant results of report [8] their formulas are listed once again:

Fine Structure Constant α : $\alpha_{\#1}^{-1} = 137.036 * (1 - 6.66 * 10^{-9}) = 137.035999087$ (see page 3 of report [8])

Plancks Constant h: $(144 * 666)^{-6.66} \approx h$ (see page 4 of report [8])

Light velocity c (see page 5 of report [8]): formula with semi-serie character:

$$\begin{aligned} c_{\#1} &= 144^3 + 666^3 + 3 * (144^2 + 666^2) + \\ &+ 6 * (144^1 + 666^1) + \\ &+ 9 * (144^{0.5} + 666^{0.5}) + \\ &+ 12 * (144^{0.25} + 666^{0.25}) = 299792458.79 \end{aligned}$$

Elementar Charge e: $e_{\#} = 666^{-6.66} * [(1 + 1/(144*666))]^{3*666+0.666/3} C$
the figure 666 is applied 5 times! See page 7 of report [8].

Proton Radius r_p ^[7]: $r_{p\#9} = \alpha^{-0.5} * \sqrt{[30 / (11*13*17*19)] * r_e} = 8.4070 * 10^{-16} m$ (see page 11 of report [8])

Connection of the figures: $30 = 0.5 * (11 + 13 + 17 + 19)$ [11, 13, 17, 19: primes in serie]

Norm pressure p_N : $p_{N\#} = 10^6 / \pi^2 / [1 - (1/144/666)^{0.888}] = 101325.0017$ (see page 11 of report [8])

A Formula^[13] for the figure 666 and two other Formulas for the figures 144 and 30 are:

$$666 = 2 * (1^3 + 2^3 + 3^3 + 4^3 + 5^3) + 6^3 \quad \text{with exponent 3; further} \quad (\text{CC1})$$

$$144 = 2 * (1^2 + 2^2 + 3^2 + 4^2 + 5^2) + 6^2 \quad \text{with exponent 2} \quad (\text{CC2})$$

$$30 = 2 * (1^1 + 2^1 + 3^1 + 4^1 + 5^1) + 6^1 \quad \text{with exponent 1} \quad (\text{CC3})$$

One can clearly see the Connected Construction of the three formulas (CC1) to (CC3)!

At the ornament Flower of Life the last formula with its result value 30 is also observable by the sum of lenses, which can be counted in the direction of the long side of the lenses (namely 3-4-5-6-5-4-3, see Figure 6.2, page 8). And this is valid for 3 directions, which are rotated by 60° from one to another. In the whole there are 90 lenses.

Please look again at the above formula $r_{p\#9}$, at which the figures within the root operator are:

30 and the serie primes 11, 13, 17, 19

The sum of these 5 figures is 90, which is the sum of the lenses at the ornament Flower of Life - the topic of the next chapter.

6) The Flower of Life:

In spiritual literature one often can read, that the Flower of Life inherits a lot of informations about the Universe. The author did not believe in this statement - because no evidence was given -, nevertheless he was and is still impressed by the beauty and harmony of this spiritual sign.

But what he found out and what is presented in the following, changed his opinion.

First please see the uncompleted form of the Flower of Life at figure 6.1, at which only the inner small circle and the outer 6 small circles are drawn. The 12 small overlapping circles and also the circumferences of circle pieces are missing at figure 6.1.

The diameter D, which envelops the 6 small outer circles, is calculated to $D=3*d$. Diameter d is the circle of the small circles (Figure 6.1).

The diameter D_o of the Outermost Circle is defined by the intersection points of the straight lines, which lie tangentially on the small outer circles. The big Outer Diameter D_o can be calculated and is defined to:

$$D_o = d * (2 + 2/\sqrt{3}) = 3.1547005 * d = 1.0515668 * D \quad \text{with } d=1 \text{ and } D=3*d=3 \quad (\text{FoL1})$$

Equation (FoL1) possesses a similar structure as the Equation of the Golden Ratio Φ . Last one is defined as follows:

$$\Phi = 2^{-1} + 2^{-1} * 5^{0.5}$$

whereat Equation (FoL1) for the Diameter D_o can also be written by the form:

$$D_o = 2^1 + 2^1 * 3^{-0.5} \quad \text{with } d = 1$$

The exponents of the two Formulas possess different exponent signs to each other, the value within the root operator (exponent 0.5) is 5 for the Golden Ratio and 3 for the Outermost Diameter D_o of the Flower of Life.

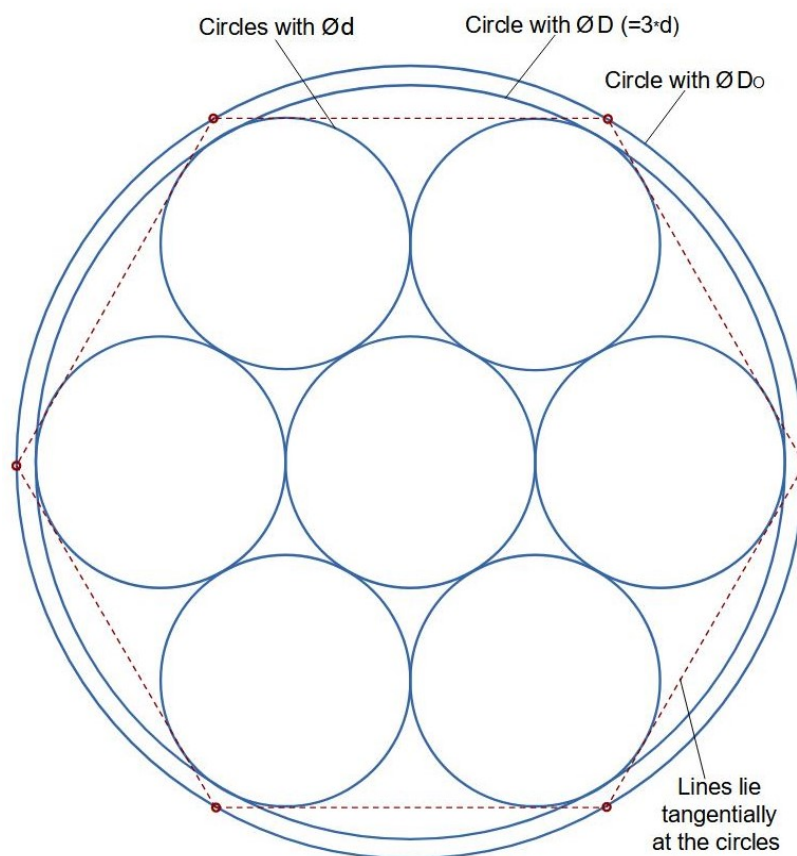


Figure 6.1: Flower of Life (overlapping geometry is missing)

At the Flower of Life the sum of the small circles, which overlaps each other, is 19 and the ratio “area of circle Diameter D to the area of circle Diameter d” is 9. The figures 9 and 19 at the Flower of Life can also be found at a Formula for the Proton radius r_p [see report [8], page 11). The formula is:

$$r_{p\#10} = [\alpha^{-0.5} / (9 \cdot \sqrt{19})] \cdot r_e = 8.40872 \cdot 10^{-16} \text{ m} \quad (r_{p10})$$

The result $r_{p\#10}$ is very accurate, the Proton radius according to Pohl^[7] is given to $8.4087 \cdot 10^{-16}$ m with a tolerance $\pm 0.0039 \cdot 10^{-16}$ m.

For the following calculations the Diameter d is set to the value 4 without the unit m: **d = 4**

Approximations for the Inverse α^{-1} of the Fine Structure Constant dependent on the Diameters d, D and Do can be written as follows:

$$\alpha_{\#14}^{-1} = A_{\text{Ref}} \cdot (2 / \sqrt{3}) = 137.327852 \quad (\alpha_{14})$$

$$\alpha_{\#15}^{-1} = A_{\text{Ref}} \cdot (2 / \sqrt{3}) - r_p / r_e = 137.029453 \quad \text{with } r_p / r_e = 1 / 3.351220 \quad (\alpha_{15})$$

with the Reference Area $A_{\text{Ref}} = D \cdot D_o \cdot \pi / 4 = D_{\text{Ref}}^2 \cdot \pi / 4$; the Reference Diameter is $D_{\text{Ref}} = \sqrt{(D \cdot D_o)}$.

$$D_{\text{Ref}} = \sqrt{(D \cdot D_o)} = D_{\text{Ref}} = \sqrt{[3 \cdot 4 \cdot (2 + 2/\sqrt{3}) \cdot 4]} = 12.305512$$

$$A_{\text{Ref}} = (D \cdot D_o) \cdot \pi / 4 = D_{\text{Ref}}^2 \cdot \pi / 4 = (12 \cdot 12.618802) \cdot \pi / 4 = 118.9294084$$

The result values of Formulas (α_{14}) and (α_{15}) are outside the tolerance range of the set value α^{-1} , but nevertheless the results are quite good by application of the diameters d, D and Do of the Flower of Love. By that it is possible to perceive the connections to the Physical Constants.

If there are further investigations referring this theme, probably researchers might find more accurate formulas for the Physical Constants as for example the next formula:

$$\alpha_{\#16}^{-1} = A_{\text{Ref}} \cdot (2 / \sqrt{3}) / [1 + (\sqrt{3}/2) / (144 \cdot 666)]^{(2 \cdot 1286 - 6 \cdot 6 \cdot 6) / 10} = 137.035999072 \quad (\alpha_{16})$$

235.6 = $(2 \cdot 1286 - 6 \cdot 6 \cdot 6) / 10$; with an exponent value “235.6 \pm 0.00003” the result of Equation (α_{16}) is outside the tolerance range of the set value α^{-1} .

One remembers the Proton Radius $r_{p\#9}$ at page 5 with the four primes 11, 13, 17 and 19 in serie:

$$r_{p\#9} = \alpha^{-0.5} \cdot \sqrt{[30 / (11 \cdot 13 \cdot 17 \cdot 19)]} \cdot r_e = 8.4070 \cdot 10^{-16} \text{ m} \quad (\text{see page 11 of report [8]})$$

The figures 144, 666, 1286, 216 applied at Equation (α_{17}) will be derived by these four primes:

$$(13 \cdot 17 - 11 \cdot 19)^2 = 144 \quad \text{basis: the two mid primes multiplied minus the two outer primes multiplied}$$

$$11 \cdot 17 - (13 + 19) - 11 = 144$$

$$11 \cdot 13 + 13 \cdot 17 + 17 \cdot 19 - (13 + 19) + 11 = 666$$

$$11 \cdot 13 + 13 \cdot 17 + 17 \cdot 19 - (11 + 13 + 17 + 19) + 3 \cdot (23 - 10) = 666 \quad \text{figure 3: prime before prime 5}$$

$$11 \cdot 13 + 13 \cdot 17 + 17 \cdot 19 + 11 \cdot 19 - 23 \cdot 10 = 666 \quad \text{figure 23: prime after the prime 19;}$$

figure 10 is used at the exponent of Equation (α_{16})

$$13 \cdot 17 \cdot 19 - 11 \cdot 13 \cdot 17 - 11 \cdot 11 - 19 \cdot 19 = 1286 \quad \text{can the reader see the logic? The first and last figures!}$$

$$6 \cdot 6 \cdot 6 = 216 = 11 \cdot 19 + 7 \quad \text{figure 7: prime before the prime 11}$$

$$6 \cdot 6 \cdot 6 = 216 = 13 \cdot 17 - 5 \quad \text{figure 5: prime before the prime 7}$$

It isn't extraordinary, that one can derive figures by some serie primes. But it is extraordinary, if one can observe harmonic structures.

Figure 1286 can be determined by addition of the figures 620 and 666 (Distance Earth to Moon: 620² km) and further by the formula: $\Phi + \pi + 1.44 + 6.66 = 12.8596 \quad [\approx 1286 / 100]$

Approximation G# for the Gravity Constant^[1.7] $G [= (6.67430 \pm 0.00015) \cdot 10^{-11} \text{ m}^3 \text{ kg}^{-1} \text{ s}^{-2}]$:

$$G_{\#} = 1 / [(2 \cdot \sqrt{3}) \cdot 12]^{6.286} = 1 / [(2 \cdot \sqrt{3}) \cdot 12]^{5 + 1.286} = 6.67421 \cdot 10^{-11}$$

Result value of Approximation G# lies within the tolerance range of the set value.

Exponent value of this formula is: $6.286 = 5 + 1.286$

Magnetic Field Constant^[1.4] μ_0 :

$$\mu_{0wU} = 1.25663706212(19) * 10^{-6}; \quad wU: \text{without SI Units } C^{-2} kg^1 m^1; \quad \text{tolerance } \pm 19 * 10^{-17}$$

$$\mu_{0\#} = (A_{Ref} * \sqrt{3}/2)^{-1.87} * \alpha / (1 - [10/(144*666*\sqrt{1.9})]^{1.065}) = 1.25663706224 * 10^{-6}$$

Result value of Approximation $\mu_{0\#}$ lies within the tolerance range of the set value. The result agrees with 9 places after the decimal point to the set value.

Primes 11, 13, 17 and figure 1.286 are included in the exponents and prime 19 in the basis, which is observable by the derivations (all of the primes are divided by 10):

$$1.87 = 1.1 * 1.7; \quad 1.065 = 1.286 - 1.3 * 1.7 / 10$$

Remarkable are the used figures: serie primes 11, 13, 17, 19 (see Equation $r_{p\#9}$, page 6) and figure 1.286.




Figure 6.2: colour-marked lenses of the Flower of Life

The following data might be important as input for determining Physical Constants:

The circumference of all the circles and circle pieces, which generate the outer 60 lenses (of the 90 in the whole; see Figure 6.2), are related to the diameter d:

19 circles of diameter d:	19
1 circle of diameter D (= 3*d):	3
1 circle of diameter D_0 (= $(2+2/\sqrt{3})*d$):	$2+2/\sqrt{3}$
12 circle pieces with 1/2 circumference of diameter d (orange lenses):	$12 * 1/2 = 6$
6 circle pieces with 1/3 circumference of diameter d (blue lenses):	$6 * 1/3 = 2$
18 circle pieces with 1/6 circumference of diameter d (red lenses):	$18 * 1/6 = 3$

In the whole the circumference of all circles and circle pieces related to the diameter d is:

$$19 + 3 + (2+2/\sqrt{3}) + 11 = 36.15470\dots$$

The 36 (=12+6+18) circle pieces take a circumference of 11 circles of diameter d.

Hereby the figure 11 is named, which cooperates well with the figure 9 as presented at chapter 3. The circle with diameter D (=3*d) possesses an area 9 times bigger than the area of the circle of diameter d. By that also the figures 9 and 11 are observable in the Flower of Life - besides the figures 6, 12, 18 and the fractions 1/2, 1/3 and 1/6 derived by the circle peaces.

In Equation ($\alpha 16$) and for many other approximations of Physical Constants the figures 144, 666 and 1286 are used. Their connection to the Flower of Life is described with the set value $d=4$ in the following:

$$\text{Figure 144: } 144 = D^2 = 12^2;$$

Figure 666: $666 = d \cdot D^2 + 90$ (lenses) = $4 \cdot 12^2 + 90$

Figure 1286: $1286 = 666 + d \cdot D^2 + d \cdot 11 = 666 + 4 \cdot 12^2 + 4 \cdot 11$ [11 circumferences of circle with $\emptyset d$]

Three-times Mirrowing of a Sphere:

Now a three-times mirrowing of a sphere (three-dimensional form) is performed to get a connection of this geometric constellation to the Diameter D_0 of the Flower of Life (two-dimensional form).

Step1: a sphere with the diameter $d=1$, which takes the same value as the 19 circles at the Flower of Life, is mirrowed at a plane, which lie tangential at the initial sphere (see Figure 6.3).

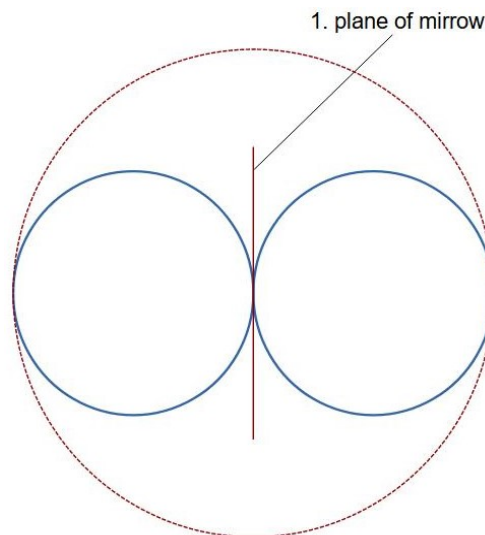


Figure 6.3: First Mirrowing ---> two Spheres

The diameter D_{2Sph} of the enveloping circle is: $D_{2Sph} = 1 + \sqrt{1} = 1 + 1 = 2$

Now the second mirrowing is performed, at which the plane of mirrow lie tangentially at the two spheres and the second plane of mirrow is vertical to the first plane of mirrow. The result are four spheres, which mid points lie in a plane parallel to the sheet (Figure 6.4).

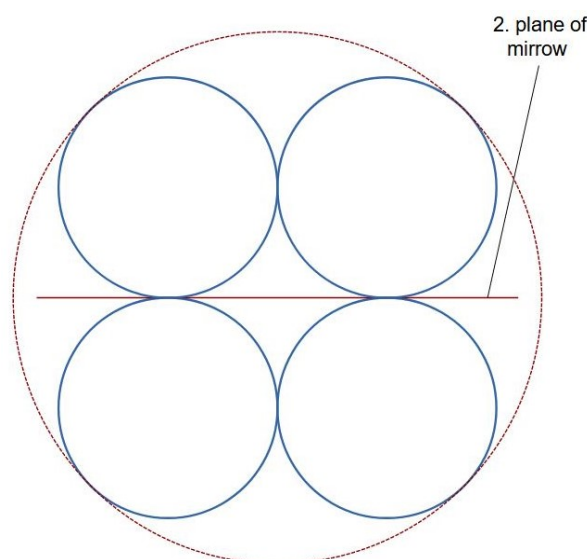


Figure 6.4: Second Mirrowing ---> four Spheres

The diameter D_{4Sph} of the enveloping circle is: $D_{4Sph} = 1 + \sqrt{2} = 2.414214$

The third mirroring is performed (there is no Figure), where the plane of mirror lie tangentially on the four spheres of Figure 7.3 and the third plane of mirror is vertical to the first plane and to the second plane of mirror. The result are eight spheres, whereat the 8 mid points lie in two planes parallel to the sheet, that means 4 mid points in a plane and this two times.

The Diameter D_{8Sph} is: $D_{8Sph} = 1 + \sqrt{3} = 2.732051$

The 8 spheres can be placed in a cube with the side length $L_{8Sph} = 2 * d = 2 * 1 = 2$.

For memory: the diameter d was set to the value 1 without unit m.

The Diameter D_{8Sph} ($=1+\sqrt{3}$) can be brought in relation to Diameter D_0 ($=2+2/\sqrt{3}$) of the Flower of Life:

$$D_0 / D_{8Sph} = (2 + 2/\sqrt{3}) / (1 + \sqrt{3}) = 2 / \sqrt{3}$$

Levels of Consciousness

It is assumed that the Diameter D_{8Sph} gives back the three-dimensional case with its world, in which we live. Further one can assume, that our present world reflects a level of consciousness, which the author calls the first level of consciousness L_{Consc1} and which can be brought in a mathematical relation as follow:

$$L_{Consc1} = D_{8Sph} = 1 + \sqrt{3} = 2.732051$$

The present consciousness level is pretty low (see comparable values in the following) and is reigned by rapaciousness and money-grubbing on one hand and indifference on the other hand. And this is valid for the majority of mankind inclusive the author. And the most are not aware of this fact. There is only a small percentage of people, who stand above these characteristics and donate the most possible, and most of this percentage surely possess a good financial basis.

[There is a quotation (the author cannot remember the person or literature of it):

"The mankind is by nature driven by rapaciousness and money-grubbing. If there would not have been the teachings of Jesus Christ, the mankind would has already wiped out itself."]

The next consciousness level L_{Consc2} is the one, which the world can expect during the next decades caused by the New Age and which might bring positive changes in every aspect. This level is given by the relation:

$$L_{Consc2} = 1 + \sqrt{4} = 1 + 2 = 3$$

New Age does not mean to live as a holy person. It does not mean doing meditation or breathing air enriched with incense sticks, only for those who prefer that. Everybody acts as he wishes, but without using/destroying others or him-/herself or the nature. He/she acts knowing that his/her soul is divine. Honesty and goodness will be the key to success, that is the reward.

And the main goal of the New Age is: the mankind works that every inhabitant of the earth will have an acceptable standard of living.

That is the opinion of the author. We will see, what direction the mankind chooses the next 16 years.

The far-future and last consciousness level L_{Consc3} is the one, which might bring us in complete connection to our soul and by that to God, because the soul is a part/piece of God.

This level can be given by the following relation dependent on the Golden Ratio Φ , which is also known as the Divine Figure:

$$L_{Consc3} = 1 + \sqrt{5} = 2 * \Phi = \Phi_{Soul} + \Phi_{Human} = 3.236068$$

One can interpret it as follows: now the mankind has an immense consciousness level and everyone has a complete connection to the divine soul. By that the mankind has the consciousness to reign the earth for the best of all earthly creatures. God's plan for the earth is now completed. During the existence of spiritual mankind the souls and by that God made many experiences with help of every person who ever lived.

The Flower of Life of Leonardo da Vinci:

Leonardo da Vinci sketched some versions of the Flower of Life. The author did not find literature, in which is described, what in the whole Leonardo performed referring the Flower of Life. Therefore in the following some sketches and assumptions are presented, which other (amateur) researchers may interest.

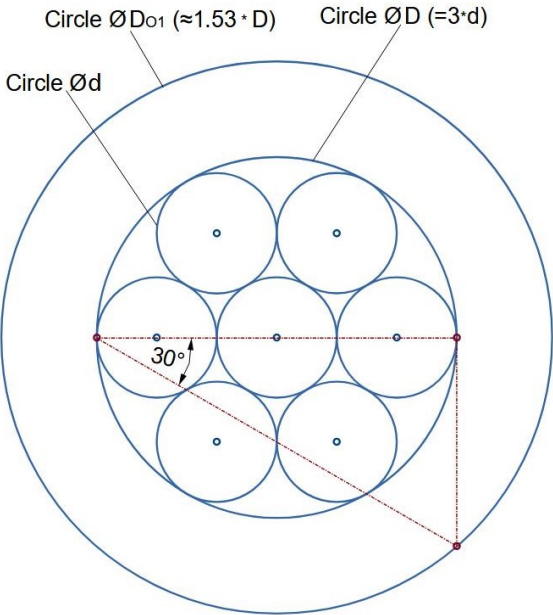


Figure 6.5: possible Outer Diameter D₀₁ of Leonardo da Vinci

The outer Diameter D₀₁ of this version of the Flower of Life is determined as follows (see Figure 6.5):

$$D_{01} = (\sqrt{7} / \sqrt{3}) * D = 1.52753 * D$$

One can also assume, that the outer Diameter D_{01a} possesses simply the value 3/2 times the Diameter D:

$$D_{01a} = 3 / 2 * D = 1.5 * D$$

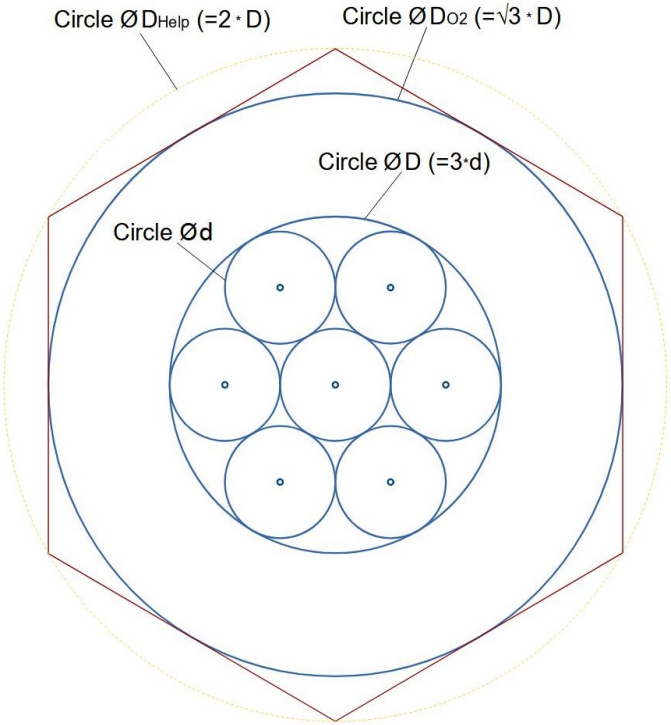


Figure 6.6: possible Outer Diameter D₀₂ of Leonardo da Vinci

The outer Diameter D_{O2} of this version of the Flower of Life is determined as follows (see Figure 6.6):

$$D_{O2} = \sqrt{3} * D = 1.732051 * D$$

The whole draft is enveloped by a help circle with the Diameter D_{Help} , which possesses the value $2 * D$.

Remarkable:

$$\begin{aligned} D_{O1} - D_0 &= (\sqrt{7}/\sqrt{3}) * D - (2/3 + 2/3^{1.5}) * D = 0.47596 * D \\ D_{Help} - D_{O1} &= 2 * D - (\sqrt{7}/\sqrt{3}) * D = 0.47247 * D \approx D_{O1} - D_0 \end{aligned}$$

What does these figures and mathematical relations teach us?

As already Leonardo da Vinci had remarked^[14] at his drawing Flower of Life:

Learn how to see. Realize that
everything is connected to everything else.

Obviously Leonardo da Vinci was convinced of some higher power. Nowadays one call this statement also as an esoteric one!

This note of the author may not please every expert or admirer of him. If Leonardo da Vinci would live as a present-day genius of any art or science field and he would give the above "esoteric" statement, he would have to face the hostilities of some persons, who on the other hand adore the Leonardo da Vinci of the Renaissance. Wouldn't it be somehow hypocritical?

[Also if Jesus Christ would live and teach nowadays, he would have to face the refusal and hostilities of many people. They are proud, that they follow his teachings done 2000 years ago. In the author's opinion this is more hypocritical!]

By the author's report [15] the complete solution of the Vitruvian Man is presented. The geometric constellation, which was drafted by Leonardo da Vinci and which fits to the human extremities (the mathematical connection is far from self-evidence), gave Leonardo da Vinci surely an inner certainty of a divine creation.

7) Conclusion

The name Esoteric originally comes from the Old-Greek Word *esoterikos*, which means: inner; being to the inner section; from inside [16].

In the linguistic usage there is no acknowledged definition of Esoteric or esoterical, respectively [16].

By reportages of the News and newspapers, one connects the term Esoteric with: Secret Knowledges; Search for Inner Peace by Meditation or Quietness; Communication with Angels or Deceased; Attempt to get in Connection to Inner Wisdom or Universal Wisdom etc.

The important information of this report is, that a real Secret Knowledge is now observable and it is hidden in the Physical Constants and in the ornament/symbol *Flower of Life*. The Universe is propulsed by the Physical Constants and the values of some of these Constants (and probably all of the Constants, if further investigations will be performed) can be derived by formulas with input data of the *Flower of Life*. This - the knowledge behind the *Flower of Life* - is one of the real secret Knowledges and it is not only visible and interesting for the Esoterics or Spirituals, who might be some percents of the world population.

This secret Knowledge will be visible and understandable for the majority of mankind and therefore will be accepted by the majority in the near future. That may change completely the societies and may bring piece worldwide.

Because now it is proofed: the Universe possesses a spiritual breath - an divine breath observable by the Flower of Life.

And Perhaps the Flower of Love is in fact the Universal Construct/Matrix of the Physical Constants, whose existence many scientists assume.

Further the author is convinced of the following: if Profi Mathematics will investigate the former reports of the author, then they will give the proof, that the very exact formulas for Physical Constants by application of the figures 144 and 666 and the results of the modified Koide Formulas can not be random. That means: there is another proof of God.

At last: in the author's opinion the most important (secret) Knowledge is: the soul of every man/woman is a piece/part of God. And the human spirit is a piece/part of the soul. In the past there was scarcely a connection of the human spirit to its soul. Only some illuminated persons as Jesus Christ had a complete connection. And there was/were perhaps only one/some Illuminated within a century.

Every person has his/her free will, and not even his/her soul may have the permission to influence the life of its person. Only if the person repeatedly says "My dear soul, I allow you to help me", the soul has the permission to support its person. A perceptible connection to their soul may take decades for the older generations, but for future generations it may take only years.

The just described may only happen, if the New Age is arising. But what has the mankind to expect, if there won't be a New Age? In the opinion of the author only the Self-Destruction! Or do the reader think that there is another way to overcome the widely held rapaciousness and money-grubbing, which is one of the main causes of the desolate situation world wide? And these character traits are not valid only for corrupt and/or indifferent politicians and superiors.

The most important basis of the New Age (and of others) expressed in one sentence is:

The Human's Soul is a Piece/Part of God and
the Human Spirit is a Piece/Part of the Divine Soul

Another important detail is summed up in a second sentence:

To get a connection to his/her soul it is necessary to give
the permission to the soul to support its human piece/part

Literature and wikipedia.de- or other Internet-Entries:

The data of the physical Constants and the data of the celestial bodies of our sun system are taken in the majority from the entries of Wikipedia Germany. The physical constants given in the corresponding entries refer mostly to CODATA2018.

[1] Wikipedia.de-Entry “Physikalische Konstante“; Status May 2024

[1.1] Electron Charge e :

13. CODATA Recommended Values. (<https://physics.nist.gov/cgi-bin/cuu/Value?e>) NIST, abgerufen am 3. Juni 2019 (englisch, Wert für die Elementarladung).

[1.2] Electron Mass m_e :

41. CODATA Recommended Values. (<https://physics.nist.gov/cgi-bin/cuu/Value?me>) NIST, abgerufen am 3. Juni 2019 (englisch, Wert für die Elektronenmasse in Kilogramm).

[1.3] Electron Radius r_e :

45. CODATA Recommended Values. (<https://physics.nist.gov/cgi-bin/cuu/Value?re>) NIST, abgerufen am 3. Juni 2019 (englisch, Wert für den klassischen Elektronenradius).

[1.4] Magnetic Field Constant μ_0 :

66. CODATA Recommended Values. (<https://physics.nist.gov/cgi-bin/cuu/Value?gn>) NIST, abgerufen am 21. März 2022 (englisch, Wert für die Normfallbeschleunigung).

[1.5] Fine Structure Constant α :

25. CODATA Recommended Values. (<https://physics.nist.gov/cgi-bin/cuu/Value?alph>) NIST, abgerufen am 20. April 2020 (englisch, Wert für die Feinstrukturkonstante)

[1.6] Inverse of Fine Structure Constant α^{-1} :

26. CODATA Recommended Values. (<https://physics.nist.gov/cgi-bin/cuu/Value?alphinv>) NIST, abgerufen am 20. April 2020 (englisch, Kehrwert der Feinstrukturkonstante)

[1.7] Gravitation Constant G :

29. CODATA Recommended Values. (<https://physics.nist.gov/cgi-bin/cuu/Value?bg>) NIST, abgerufen am 3. Juni 2019 (englisch, Wert für die Gravitationskonstante).

[2] Mathematical Formulas, which follow to the Koide-Formula, using the Input Values “Data of the Celestial Bodies of our Sun System and Physical Constants“, and the Connection of the Results; Andreas Ball

Published at viXra: viXra submission 2405.0080v1; 2024-05-15

[3] Wikipedia.de-Entry “Yoshio Koide“; Status March 2024

1. Piotr Żenczykowski: Elementary Particles and Emergent Phase Space. WORLD SCIENTIFIC, 2013, ISBN 978-981-4525-68-8, S. 66-68, doi:10.1142/8918 (<https://doi.org/10.1142/8918>).

[4] Wikipedia.de-Entry “Myon“; Status March 2024

1. Die Angaben über die Teilcheneigenschaften der Infobox sind, wenn nicht anders angegeben, entnommen aus der Veröffentlichung der CODATA Task Group on Fundamental Constants: CODATA Recommended Values. (http://physics.nist.gov/cgi-bin/cuu/Results?search_for=muon) National Institute of Standards and Technology, abgerufen am 4. Juli 2019 (englisch).

[5] Wikipedia.de-Entry “Tauon“; Status March 2024

1. Die Angaben über die Teilcheneigenschaften (Infobox) sind, wenn nicht anders angegeben, entnommen aus der Veröffentlichung der CODATA Task Group on Fundamental Constants: CODATA Recommended Values. (https://physics.nist.gov/cgi-bin/cuu/Results?search_for=tau) National Institute of Standards and Technology, abgerufen am 4. Juli 2019 (englisch).

[6] On the Calculation of Elementary Particle Masses; Klaus Paasch

HAL Id: hal-01368054; <https://hal.science/hal-01368054v3>; February 2017

[7] Muonic hydrogen and the proton radius puzzle; Randolf Pohl.

Published at arXiv: 1301.0905v2, doi: 10.1146/annurev-nucl-102212-170627

[The Proton Radius is listed at page 3 and page 58]

- [8] Exact Approximations of Physical Constants using the Figures Φ , π , 144 and 666;
Andreas Ball
Published at viXra: viXra submission 2406.0018v1; 2024-06-13
- [9] Wikipedia.de-Entry “Mond“; Status March 2024
1. David R. Williams: Moon Fact Sheet. (<https://nssdc.gsfc.nasa.gov/planetary/factsheet/moonfact.html>)
In: NASA.gov. 13. Januar 2020, abgerufen am 16. Mai 2020 (englisch).
- [10] Wikipedia.de-Entry “Srinivasa Ramanujan“; Status July 2023
49. S. Ramanujan: Modular equations and approximations to π .
(<https://www.imsc.res.in/~rao/ramanujan/CamUnivCpapers/Cpaper6/page1.htm>)
Quarterly Journal of Mathematics, Band 45, 1914, S. 350–372, abgerufen am 18. April 2020.
50. Jonathan Borwein, Peter Borwein, D. H. Bailey, Ramanujan: Modular equations and approximations to pi or how to compute one billion digits of pi.
<http://www.cecm.sfu.ca/~pborwein/PAPERS/P40.pdf> (PDF)
American Mathematical Monthly, Band 96, 1989, S. 201–219, abgerufen am 18. April 2020.
- [11] Der magische Winkel; Ludwig-Maximilians-Universität (LMU) Munich; 17.01.2023
<https://www.lmu.de/de/newsroom/newsuebersicht/news/der-magische-winkel.html>
- [12] π - Faszination in Ziffern
<https://3.141592653589793238462643383279502884197169399375105820974944592.eu>
- [13] Null, unendlich und die wilde 13: Die wichtigsten Zahlen und ihre Geschichten (Beck Paperback);
Beutelspacher, Albrecht; February 2023
- [14] <https://wandalas.de/blume-des-lebens-zitat.html>
- [15] From: Derivation of Ancient Approximations of the Circle Figure π to: a Complete Solution of Leonardo da Vinci's Vitruvian Man; Andreas Ball
Published at viXra: viXra submission 2406.0059v1; 2024-06-13
- [16] Wikipedia.de-Entry “Esoterik“; Status October 2024
- [17] Wikipedia.de-Entry “Proton“; Status March 2024
1. Die Angaben über die Teilcheneigenschaften (Infobox) sind, wenn nicht anders angegeben, entnommen aus: CODATA Recommended Values. (<https://physics.nist.gov/cgi-bin/cuu/Category?view=html&Atomic+and+nuclear.x=114&Atomic+and+nuclear.y=16>) National Institute of Standards and Technology, abgerufen am 21. Juli 2019.
- [18] Wikipedia.de-Entry “Neutron“; Status March 2024
1. Die Angaben über die Teilcheneigenschaften (Infobox) sind, wenn nicht anders angegeben, entnommen aus der Veröffentlichung der CODATA Task Group on Fundamental Constants: CODATA Recommended Values. (http://physics.nist.gov/cgi-bin/cuu/Results?search_for=neutron) National Institute of Standards and Technology, abgerufen am 7. Juli 2019 (englisch).

The author of this report does not have any influence on the layout and content of the links given in this report. According to the existing laws the author has to distance himself from all of the contents of these links.

Used Data of Physical Constants:

Electron Charge $e^{[1.1]}$:	$1.602\ 176\ 634 \cdot 10^{-19}\ \text{C}$
Fine Structure Constant $\alpha^{[1.5]}$:	$7.297\ 352\ 5693(11) \cdot 10^{-3}$
Inverse of Fine Structure Constant $1/\alpha^{[1.6]}$:	$137.035\ 999\ 084(21)$
Gravity Constant $G^{[1.7]}$:	$6.67430(15) \cdot 10^{-11}\ \text{m}^3\ \text{kg}^{-1}\ \text{s}^{-2}$
Magnetic Field Constant $\mu_0^{[1.4]}$:	$1.256\ 637\ 062\ 12(19) \cdot 10^{-6}\ \text{C}^{-2}\ \text{kg}^1\ \text{m}^1$
Mass of Electron $m_e^{[1.2]}$:	$9.109\ 383\ 7015(28) \cdot 10^{-31}\ \text{kg}$
Mass of Neutron $m_n^{[18]}$:	$1.674\ 927\ 498\ 04(95) \cdot 10^{-27}\ \text{kg}$
<u>Mass Ratio Neutron/Electron</u> $MR_{n/e}^{[18]}$:	$1838.683\ 661\ 73(89)$
<u>Mass Ratio Neutron/Proton</u> $MR_{n/p}$:	$1.001\ 378\ 41931$
Mass of Protons $m_p^{[17]}$:	$1.672\ 621\ 923\ 69(51) \cdot 10^{-27}\ \text{kg}$
<u>Mass Ratio Proton/Electron</u> $MR_{p/e}^{[17]}$:	$1836.152\ 673\ 43(11)$
Mass of Myon $m_\mu^{[4]}$:	$1.883\ 531\ 627(42) \cdot 10^{-28}\ \text{kg}$
<u>Mass Ratio Myon/Electron</u> $MR_{\mu/e}^{[4]}$:	$206.768\ 2830(46)$
Mass of Tauon $m_\tau^{[5]}$:	$3.167\ 54(21) \cdot 10^{-27}\ \text{kg}$
<u>Mass Ratio of Tauon/Electron</u> $MR_{\tau/e}^{[5]}$:	$3477.23(23)$
Radius of Electron $r_e^{[1.3]}$:	$2.817\ 940\ 3262(13) \cdot 10^{-15}\ \text{m}$
Radius of Proton $r_p^{[7]}$:	$0.84087(39) \cdot 10^{-15}\ \text{m}$

The figures in the brackets behind the data describe the uncertainty referring the last places of the given value.^[1]

Selected Formulas and Modifications^[1] of the Koide Formula^[2] and their Connections:

$$e^2 / (m_e \cdot r_e) = 9999999.99457\ \text{C}^2\ \text{kg}^{-1}\ \text{m}^{-1}$$

$$(m_e + m_\mu + m_\tau) / (\sqrt{m_e} + \sqrt{m_\mu} + \sqrt{m_\tau})^2 = 0.66666056 \quad [\approx 2/3] \quad (\text{Koide Formula})$$

$$m_p / (m_e^{1/3} \cdot m_\tau^{2/3}) = 7.999936 \quad (\text{see report}^{[6]} \text{ of Klaus Paasch}) \quad (\text{m1})$$

$$m_p / m_\mu = 8.880243 \quad [\approx 8.88 = 6.66 \cdot 4 / 3] \quad (\text{m2})$$

$$(m_e + m_\mu + m_\tau) / [\sqrt{(m_e \cdot m_\mu)} + \sqrt{(m_e \cdot m_\tau)} + \sqrt{(m_\mu \cdot m_\tau)}] = 3.99989 \quad (\text{m3})$$

$$\text{Exp} = (3/4)^2 = (0.75)^2 = 0.5625$$

$$(m_e + m_\mu + m_\tau) / (m_e^{\text{Exp}} + m_\mu^{\text{Exp}} + m_\tau^{\text{Exp}})^{1/\text{Exp}} = 0.7500633 \quad [\approx 0.75 = (2/3)^{-1} / 2 = \sqrt{\text{Exp}}]$$

Remarkable: the exponent Exp (=0.75²) is nearly the square of the result (=0.7500633)

$$\text{Exp}_\Phi = (3/4)^{(1.2 \cdot \Phi \cdot \Phi)} = 0.40503017$$

$$(m_e + m_\mu + m_\tau) / (m_e^{\text{Exp}_\Phi} + m_\mu^{\text{Exp}_\Phi} + m_\tau^{\text{Exp}_\Phi})^{1/\text{Exp}_\Phi} = 0.50001$$

$$[(m_e + m_\mu + m_\tau) / m_e] / [(m_e^{\text{Exp}_\Phi} + m_\mu^{\text{Exp}_\Phi} + m_\tau^{\text{Exp}_\Phi}) / m_e^{\text{Exp}_\Phi}] = 99.99994 \quad [\approx 100]$$

$$1 \cdot \pi^4 + 4 \cdot \pi^2 + 1 \cdot \pi^{-2} + 5 \cdot \pi^{-4} - 4 \cdot \pi^{-6} = 137.035999087 \quad (\text{result far within the tolerance of } \alpha^{-1})$$

$$1 \cdot 10^1 + 4 \cdot 10^0 + 1 \cdot 10^{-1} + 5 \cdot 10^{-2} - 4 \cdot 10^{-3} = 14.146 \quad (\text{equal multipliers at both equations})$$

$$(m_e + m_p + m_n) / \sqrt{(m_e^2 + m_p^2 + m_n^2)} = 1.414598 \quad [\approx 0.1 \cdot 14.146; 14.146 = 11 \cdot 1.286]$$

$$\Phi^{2/3} + e^{2/3} + \pi^{2/3} + 1.44^{2/3} + 6.66^{2/3} = 1.286 + 9.000028 = 1.286028 + 9 \quad [1.286 = 14.146/11]$$

$$\Phi + \pi + 1.44 + 6.66 = 12.8596 \quad [\approx 10 \cdot 1.286; 0.666^{1/1.286} = 0.7290087 \approx 0.729 = 0.9 \cdot 0.9 \cdot 0.9]$$

Following used figures π , 4 and 6 are quantities of the circle surface and sphere volume.

$$\text{Exp}_a = 0.72559092 \quad [\approx \Phi^{-2/3} = 0.72556263]; \text{ Exponent } \text{Exp}_a \text{ is derived by a set Result Value } 2/3.$$

$$(\pi + 4 + 6) / (\pi^{\text{Exp}_a} + 4^{\text{Exp}_a} + 6^{\text{Exp}_a})^{1/\text{Exp}_a} = 0.66666666 \quad [\text{Set Result Value } 2/3]$$

$$\text{Exp}_b = 1 / \text{Exp}_a = 1 / 0.72559092 = 1.37818704 \quad [\approx \Phi^{2/3} = 1.3782408; \text{ with Exponent } 2/3]$$

$$(\pi + 4 + 6) / (\pi^{\text{Exp}_b} + 4^{\text{Exp}_b} + 6^{\text{Exp}_b})^{1/\text{Exp}_b} = 1.333358 \quad [\approx 4/3]$$

Remarkable: with the exponent Exp_b , which is the inverse of exponent Exp_a , one gets nearly the double value compared to the result value won by the exponent Exp_a .
This result is not self-evident!