

The Penguin Encyclopedia of Places by W. G. Moore and the Graphical law

Anindya Kumar Biswas*

Department of Physics;

North-Eastern Hill University,

Mawkynroh-Umshing, Shillong-793022.

(Dated: May 22, 2023)

Abstract

We study the The Penguin Encyclopedia of Places by W. G. Moore. We draw the natural logarithm of the number of entries, normalised, starting with a letter vs the natural logarithm of the rank of the letter, normalised. We conclude that the Dictionary can be characterised by $BP(4, \beta H = 0.04)$, i.e. the Bethe-Peierls curve in the presence of four nearest neighbours and little external magnetic field, H , with $\beta H = 0.04$. β is $\frac{1}{k_B T}$ where, T is temperature and k_B is the tiny Boltzmann constant.

* anindya@nehu.ac.in

letter	A	B	C	D	E	F	G	H	I	J	K	L	M
number	615	773	728	295	252	235	356	363	164	110	457	422	651
letter	N	O	P	Q	R	S	T	U	V	W	X	Y	Z
number	350	188	503	40	348	900	424	97	169	309	2	73	67

TABLE I. The Penguin Encyclopedia of Places, place names: the odd rows represent letters of the English alphabet, the even rows represent the corresponding number of the names of the places of The Penguin Encyclopedia of Places , [1].

I. INTRODUCTION

”From Dan to Beersheba”—a proverb.

The encyclopedia is captivating, tells us among many, the following. Name of the capital of Evenki NA region in the central Siberia is Tura, Sumy is region in the Ukraine with the capital, Sumy. Andalusia is in Spain. Islas Malvinas is the Argentine name of Falkland Islands. Lombok is a place in Indonesia where flora and fauna are transitional between Asiatic and Australian. Banka is an island in Indonesia being one of the world’s chief tin mining centers. Srerampore was a Danish Colony for nearly hundred years. Naha was the capital of the Okinawa prefecture, japan. Kotlas is a town in the Archangel region in the USSR. Kotka is a place in Finland. Manisha is ancient magnesia, is in Turkey. Mantua is in Italy. Sea of Marmara lies between European and Asiatic Turkey. Komotini is a place in Greece. Komati river is in South Africa. Lashio is a town in the Shan state in Myanmar. Motala is a place in Sweden. Mason-Dixon line is in USA. Turfan is a place in China. Trikkala is in Greece. Mölndal is in Sweden. Teplitz is in Czechoslovakia. Monopoli is in Italy. Meta river is in Colombia/Venezuela. Moffat is in Scotland. Mocha is in Yemen. Mosquito Coast is in Nicaragua. Wuhu is in China. Atria(Adria) is in Italy. Azul is in Argentina. Madura is an island off Java in Indonesia where, Madurai, formerly Madura, is in South India.

We count name after name, and enlist the number of the names of the places starting with an English letter. The result is the table, I. We have not taken the addendum, which are very few entries, into account. To visualise we plot the number of the names of the places against the letters of the English alphabet, in the adjoining figure, fig.1. Next is there a magnetic field pattern behind the number of the names of the places of The Penguin Encyclopedia of

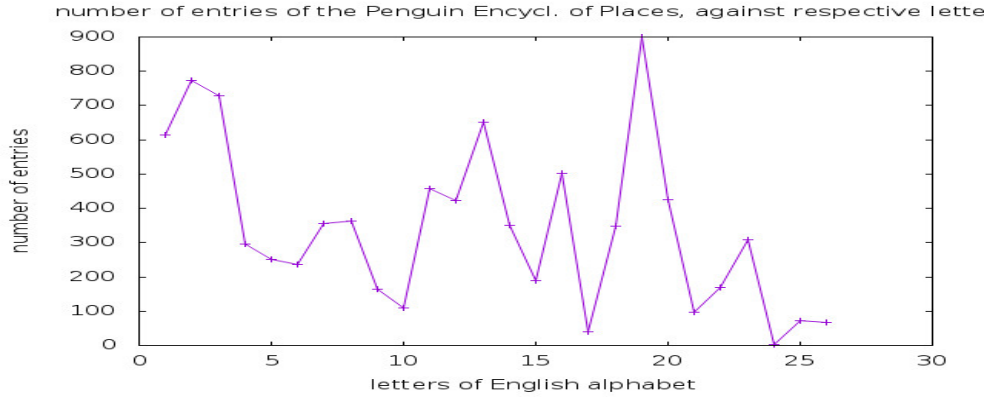


FIG. 1. The vertical axis is the number of the names of the places of The Penguin Encyclopedia of Places , [1]. The horizontal axis is the letters of the English alphabet. Letters are represented by the sequence number in the alphabet.

Places , [1]? The answer is in the affirmative. The rest of the paper goes to elaborate on the affirmation. We have started considering magnetic field pattern in [2], in the languages we converse with. We have studied there, a set of natural languages, [2] and have found existence of a magnetisation curve under each language. We have termed this phenomenon as the Graphical Law.

Then, we moved on to investigate into, [3], dictionaries of five disciplines of knowledge and found existence of a curve magnetisation under each discipline. This was followed by finding of the graphical law behind the bengali language,[4] and the basque language[5]. This was pursued by finding of the graphical law behind the Romanian language, [6], five more disciplines of knowledge, [7], Onsager core of Abor-Miri, Mising languages,[8], Onsager Core of Romanised Bengali language,[9], the graphical law behind the Little Oxford English Dictionary, [10], the Oxford Dictionary of Social Work and Social Care, [11], the Visayan-English Dictionary, [12], Garo to English School Dictionary, [13], Mursi-English-Amharic Dictionary, [14] and Names of Minor Planets, [15], A Dictionary of Tibetan and English, [16], Khasi English Dictionary, [17], Turkmen-English Dictionary, [18], Websters Universal Spanish-English Dictionary, [19], A Dictionary of Modern Italian, [20], Langenscheidt’s German-English Dictionary, [21], Essential Dutch dictionary by G. Quist and D. Strik, [22], Swahili-English dictionary by C. W. Rechenbach, [23], Larousse Dictionnaire De Poche for the French, [24], the Onsager’s solution behind the Arabic, [25], the graphical law behind Langenscheidt Taschenwörterbuch Deutsch-Englisch / Englisch-Deutsch, Völlige Neubear-

beitung, [26], the graphical law behind the NTC's Hebrew and English Dictionary by Arie
 Comey and Naomi Tsur, [27], the graphical law behind the Oxford Dictionary Of Media and
 Communication, [28], the graphical law behind the Oxford Dictionary Of Mathematics, Pen-
 guin Dictionary Of Mathematics, [29], the Onsager's solution behind the Arabic Second part,
 [30], the graphical law behind the Penguin Dictionary Of Sociology, [31], behind the Concise
 Oxford Dictionary Of Politics, [32], a Dictionary Of Critical Theory by Ian Buchanan, [33],
 the Penguin Dictionary Of Economics, [34], the Concise Gojri-English Dictionary by Dr.
 Rafeeq Anjum, [35], A Dictionary of the Kachin Language by Rev.O.Hanson, [36], A Dictio-
 nary Of World History by Edmund Wright, [37], Ekagi-Dutch-English-Indonesian Dictionary
 by J. Steltenpool, [38], A Dictionary of Plant Sciences by Michael Allaby, [39], respectively.
 The graphical law was pursued more in Along the side of the Onsager's solution, the Ekagi
 language ,[40], Along the side of the Onsager's solution, the Ekagi language-Part Three, [41],
 Oxford Dictionary of Biology by Robert S. Hine and the Graphical law, [42], A Dictionary
 of the Mikir Language by G. D. Walker and the Graphical law, [43], A Dictionary of Zool-
 ogy by Michael Allaby and the Graphical Law, [44], Dictionary of all Scriptures and Myths
 by G. A. Gaskell and the Graphical Law, [45], Dictionary of Culinary Terms by Philippe
 Pilibossian and the Graphical law, [46], A Greek and English Lexicon by H.G.Liddle et al
 simplified by Didier Fontaine and the Graphical law, [47], Learner's Mongol-English Dictio-
 nary and the Graphical law, [48], Complete Bulgarian-English Dictionary and the Graphical
 law, [49], A Dictionary of Sindhi Literature by Dr. Motilal Jotwani and the Graphical Law,
 [50], Penguin Dictionary of Physics, the Fourth Edition, by John Cullerne, and the Graph-
 ical law, [51], Oxford Dictionary of Chemistry, the seventh edition and the Graphical Law,
 [52], A Burmese-English Dictionary, Part I-Part V, by J. A. Stewart and C. W. Dunn et
 al, head entries and the Graphical Law, [53], The Graphical Law behind the head words of
 Dictionary Kannada and English written by W. Reeve, revised, corrected and enlarged by
 Daniel Sanderson, [54], Sanchayita and the Graphical Law, [55], Samsad Bangla Abhidan
 and The Graphical Law, [56], Bangiya Sabdakosh and The Graphical Law, [57], Samsad
 Bengali-English Dictionary and The Graphical Law, [58], Rudyard Kipling's Verse and the
 Graphical Law, [59], W. B. Yeats, The Poems and the Graphical Law, [60], respectively.

The planning of the paper is as follows. We give an introduction to the standard curves of
 magnetisation of Ising model in the section II. In the section III, we describe the graphical
 law analysis of the names of the places of The Penguin Encyclopedia of Places by W. G.

Moore, [1]. Sections IV, V are Acknowledgment and Bibliography respectively.

II. MAGNETISATION

A. Bragg-Williams approximation

Let us consider a coin. Let us toss it many times. Probability of getting head or, tale is half i.e. we will get head and tale equal number of times. If we attach value one to head, minus one to tale, the average value we obtain, after many tossing is zero. Instead let us consider a one-sided loaded coin, say on the head side. The probability of getting head is more than one half, getting tale is less than one-half. Average value, in this case, after many tossing we obtain is non-zero, the precise number depends on the loading. The loaded coin is like ferromagnet, the unloaded coin is like paramagnet, at zero external magnetic field. Average value we obtain is like magnetisation, loading is like coupling among the spins of the ferromagnetic units. Outcome of single coin toss is random, but average value we get after long sequence of tossing is fixed. This is long-range order. But if we take a small sequence of tossing, say, three consecutive tossing, the average value we obtain is not fixed, can be anything. There is no short-range order.

Let us consider a row of spins, one can imagine them as spears which can be vertically up or, down. Assume there is a long-range order with probability to get a spin up is two third. That would mean when we consider a long sequence of spins, two third of those are with spin up. Moreover, assign with each up spin a value one and a down spin a value minus one. Then total spin we obtain is one third. This value is referred to as the value of long-range order parameter. Now consider a short-range order existing which is identical with the long-range order. That would mean if we pick up any three consecutive spins, two will be up, one down. Bragg-Williams approximation means short-range order is identical with long-range order, applied to a lattice of spins, in general. Row of spins is a lattice of one dimension.

Now let us imagine an arbitrary lattice, with each up spin assigned a value one and a down spin a value minus one, with an unspecified long-range order parameter defined as above by $L = \frac{1}{N} \sum_i \sigma_i$, where σ_i is i-th spin, N being total number of spins. L can vary from minus one to one. $N = N_+ + N_-$, where N_+ is the number of up spins, N_- is the number of down spins.

$L = \frac{1}{N}(N_+ - N_-)$. As a result, $N_+ = \frac{N}{2}(1 + L)$ and $N_- = \frac{N}{2}(1 - L)$. Magnetisation or, net magnetic moment, M is $\mu\sum_i\sigma_i$ or, $\mu(N_+ - N_-)$ or, μNL , $M_{max} = \mu N$. $\frac{M}{M_{max}} = L$. $\frac{M}{M_{max}}$ is referred to as reduced magnetisation. Moreover, the Ising Hamiltonian,[62], for the lattice of spins, setting μ to one, is $-\epsilon\sum_{n,n}\sigma_i\sigma_j - H\sum_i\sigma_i$, where n.n refers to nearest neighbour pairs. The difference ΔE of energy if we flip an up spin to down spin is, [63], $2\epsilon\gamma\bar{\sigma} + 2H$, where γ is the number of nearest neighbours of a spin. According to Boltzmann principle, $\frac{N_-}{N_+}$ equals $exp(-\frac{\Delta E}{k_B T})$, [64]. In the Bragg-Williams approximation,[65], $\bar{\sigma} = L$, considered in the thermal average sense. Consequently,

$$\ln\frac{1+L}{1-L} = 2\frac{\gamma\epsilon L + H}{k_B T} = 2\frac{L + \frac{H}{\gamma\epsilon}}{\frac{T}{\gamma\epsilon/k_B}} = 2\frac{L + c}{\frac{T}{T_c}} \quad (1)$$

where, $c = \frac{H}{\gamma\epsilon}$, $T_c = \gamma\epsilon/k_B$, [66]. $\frac{T}{T_c}$ is referred to as reduced temperature.

Plot of L vs $\frac{T}{T_c}$ or, reduced magnetisation vs. reduced temperature is used as reference curve. In the presence of magnetic field, $c \neq 0$, the curve bulges outward. Bragg-Williams is a Mean Field approximation. This approximation holds when number of neighbours interacting with a site is very large, reducing the importance of local fluctuation or, local order, making the long-range order or, average degree of freedom as the only degree of freedom of the lattice. To have a feeling how this approximation leads to matching between experimental and Ising model prediction one can refer to FIG.12.12 of [63]. W. L. Bragg was a professor of Hans Bethe. Rudlof Peierls was a friend of Hans Bethe. At the suggestion of W. L. Bragg, Rudlof Peierls following Hans Bethe improved the approximation scheme, applying quasi-chemical method.

B. Bethe-peierls approximation in presence of four nearest neighbours, in absence of external magnetic field

In the approximation scheme which is improvement over the Bragg-Williams, [62],[63],[64],[65],[66], due to Bethe-Peierls, [67], reduced magnetisation varies with reduced temperature, for γ neighbours, in absence of external magnetic field, as

$$\frac{\ln\frac{\gamma}{\gamma-2}}{\ln\frac{factor-1}{factor^{\frac{\gamma-1}{\gamma}} - factor^{\frac{1}{\gamma}}}} = \frac{T}{T_c}; factor = \frac{\frac{M}{M_{max}} + 1}{1 - \frac{M}{M_{max}}} \quad (2)$$

$\ln\frac{\gamma}{\gamma-2}$ for four nearest neighbours i.e. for $\gamma = 4$ is 0.693. For a snapshot of different kind of magnetisation curves for magnetic materials the reader is urged to give a google

BW	BW($c=0.01$)	BP($4, \beta H = 0$)	reduced magnetisation
0	0	0	1
0.435	0.439	0.563	0.978
0.439	0.443	0.568	0.977
0.491	0.495	0.624	0.961
0.501	0.507	0.630	0.957
0.514	0.519	0.648	0.952
0.559	0.566	0.654	0.931
0.566	0.573	0.7	0.927
0.584	0.590	0.7	0.917
0.601	0.607	0.722	0.907
0.607	0.613	0.729	0.903
0.653	0.661	0.770	0.869
0.659	0.668	0.773	0.865
0.669	0.676	0.784	0.856
0.679	0.688	0.792	0.847
0.701	0.710	0.807	0.828
0.723	0.731	0.828	0.805
0.732	0.743	0.832	0.796
0.756	0.766	0.845	0.772
0.779	0.788	0.864	0.740
0.838	0.853	0.911	0.651
0.850	0.861	0.911	0.628
0.870	0.885	0.923	0.592
0.883	0.895	0.928	0.564
0.899	0.918		0.527
0.904	0.926	0.941	0.513
0.946	0.968	0.965	0.400
0.967	0.998	0.965	0.300
0.987		1	0.200
0.997		1	0.100
1	1	1	0

TABLE II. Reduced magnetisation vs reduced temperature datas for Bragg-Williams approximation, in absence of and in presence of magnetic field, $c = \frac{H}{\gamma\epsilon} = 0.01$, and Bethe-Peierls approximation in absence of magnetic field, for four nearest neighbours .

search "reduced magnetisation vs reduced temperature curve". In the following, we describe datas generated from the equation(1) and the equation(2) in the table, II, and curves of magnetisation plotted on the basis of those datas. BW stands for reduced temperature in Bragg-Williams approximation, calculated from the equation(1). BP(4) represents reduced temperature in the Bethe-Peierls approximation, for four nearest neighbours, computed from the equation(2). The data set is used to plot fig.2. Empty spaces in the table, II, mean corresponding point pairs were not used for plotting a line.

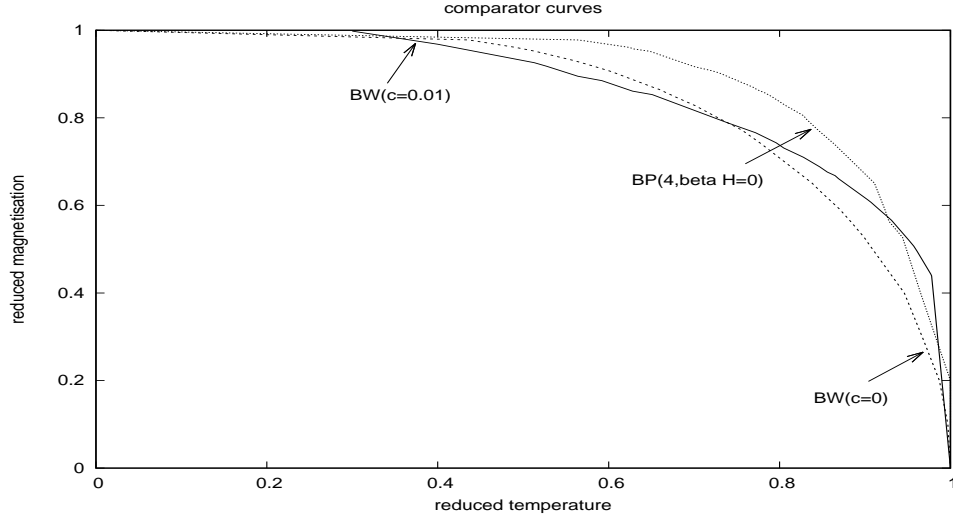


FIG. 2. Reduced magnetisation vs reduced temperature curves for Bragg-Williams approximation, in absence(dark) of and presence(inner in the top) of magnetic field, $c = \frac{H}{\gamma\epsilon} = 0.01$, and Bethe-Peierls approximation in absence of magnetic field, for four nearest neighbours (outer in the top).

C. Bethe-peierls approximation in the presence of four nearest neighbours, in the presence of external magnetic field

In the Bethe-Peierls approximation scheme, [67], reduced magnetisation varies with reduced temperature, for γ neighbours, in presence of external magnetic field, as

$$\frac{\ln \frac{\gamma}{\gamma-2}}{\ln \frac{e^{-\frac{2\beta H}{\gamma}} \text{factor}^{\frac{\gamma-1}{\gamma}} - e^{-\frac{2\beta H}{\gamma}} \text{factor}^{\frac{1}{\gamma}}}{\text{factor} - 1}} = \frac{T}{T_c}; \text{factor} = \frac{\frac{M}{M_{max}} + 1}{1 - \frac{M}{M_{max}}}. \quad (3)$$

Derivation of this formula ala [67] is given in the appendix.

$\ln \frac{\gamma}{\gamma-2}$ for four nearest neighbours i.e. for $\gamma = 4$ is 0.693. For four neighbours,

$$\frac{0.693}{\ln \frac{e^{-\frac{2\beta H}{\gamma}} \text{factor}^{\frac{\gamma-1}{\gamma}} - e^{-\frac{2\beta H}{\gamma}} \text{factor}^{\frac{1}{\gamma}}}{\text{factor} - 1}} = \frac{T}{T_c}; \text{factor} = \frac{\frac{M}{M_{max}} + 1}{1 - \frac{M}{M_{max}}}. \quad (4)$$

In the following, we describe datas in the table, III, generated from the equation(4) and curves of magnetisation plotted on the basis of those datas. BP(m=0.03) stands for reduced temperature in Bethe-Peierls approximation, for four nearest neighbours, in presence of a variable external magnetic field, H, such that $\beta H = 0.06$. calculated from the equation(4). BP(m=0.025) stands for reduced temperature in Bethe-Peierls approximation, for four nearest neighbours, in presence of a variable external magnetic field, H, such that

$\beta H = 0.05$. calculated from the equation(4). BP(m=0.02) stands for reduced temperature in Bethe-Peierls approximation, for four nearest neighbours, in presence of a variable external magnetic field, H, such that $\beta H = 0.04$. calculated from the equation(4). BP(m=0.01) stands for reduced temperature in Bethe-Peierls approximation, for four nearest neighbours, in presence of a variable external magnetic field, H, such that $\beta H = 0.02$. calculated from the equation(4). BP(m=0.005) stands for reduced temperature in Bethe-Peierls approximation, for four nearest neighbours, in presence of a variable external magnetic field, H, such that $\beta H = 0.01$. calculated from the equation(4). The data set is used to plot fig.3. Empty spaces in the table, III, mean corresponding point pairs were not used for plotting a line.

BP(m=0.03)	BP(m=0.025)	BP(m=0.02)	BP(m=0.01)	BP(m=0.005)	reduced magnetisation
0	0	0	0	0	1
0.583	0.580	0.577	0.572	0.569	0.978
0.587	0.584	0.581	0.575	0.572	0.977
0.647	0.643	0.639	0.632	0.628	0.961
0.657	0.653	0.649	0.641	0.637	0.957
0.671	0.667		0.654	0.650	0.952
	0.716			0.696	0.931
0.723	0.718	0.713	0.702	0.697	0.927
0.743	0.737	0.731	0.720	0.714	0.917
0.762	0.756	0.749	0.737	0.731	0.907
0.770	0.764	0.757	0.745	0.738	0.903
0.816	0.808	0.800	0.785	0.778	0.869
0.821	0.813	0.805	0.789	0.782	0.865
0.832	0.823	0.815	0.799	0.791	0.856
0.841	0.833	0.824	0.807	0.799	0.847
0.863	0.853	0.844	0.826	0.817	0.828
0.887	0.876	0.866	0.846	0.836	0.805
0.895	0.884	0.873	0.852	0.842	0.796
0.916	0.904	0.892	0.869	0.858	0.772
0.940	0.926	0.914	0.888	0.876	0.740
	0.929			0.877	0.735
	0.936			0.883	0.730
	0.944			0.889	0.720
	0.945				0.710
	0.955			0.897	0.700
	0.963			0.903	0.690
	0.973			0.910	0.680
				0.909	0.670
	0.993			0.925	0.650
		0.976	0.942		0.651
	1.00				0.640
		0.983	0.946	0.928	0.628
		1.00	0.963	0.943	0.592
			0.972	0.951	0.564
			0.990	0.967	0.527
				0.964	0.513
			1.00		0.500
				1.00	0.400
					0.300
					0.200
					0.100
					0

TABLE III. Bethe-Peierls approx. in the presence of little external magnetic fields

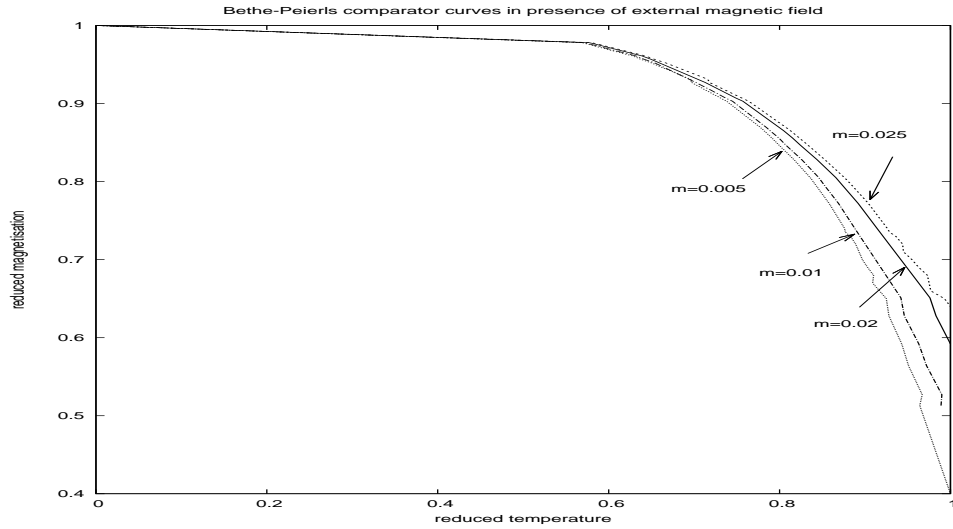


FIG. 3. Reduced magnetisation vs reduced temperature curves for Bethe-Peierls approximation in the presence of little external magnetic fields, for four nearest neighbours, with $\beta H = 2m$.

III. THE GRAPHICAL LAW ANALYSIS

For the purpose of exploring graphical law, we assort the letters according to the number of places, in the descending order, denoted by f and the respective rank, [61], denoted by k . k is a positive integer starting from one. Minimum number of places corresponding to a letter is two. Hence we attach a limiting number of place. The limiting rank, k_{lim} , is maximum rank plus one, here it is twenty seven and the limiting number of place, is one. As a result both $\frac{lnf}{lnf_{max}}$ and $\frac{lnk}{lnk_{lim}}$ varies from zero to one. Then we tabulate in the adjoining table, IV, and plot $\frac{lnf}{lnf_{max}}$ against $\frac{lnk}{lnk_{lim}}$ in the figure fig.4.

We then ignore the letter with which the highest number of place names start, tabulate in the adjoining table, IV, and redo the plot, normalising the $lnfs$ with next-to-maximum lnf_{n-max} , and starting from $k = 2$ in the figure fig.5. Normalising the $lnfs$ with next-to-next-to-maximum lnf_{2n-max} , we tabulate in the adjoining table, IV, and starting from $k = 3$ we draw in the figure fig.6 and continuing we get figures up to the figure fig.9.

k	lnk	lnk/ $\ln k_{lim}$	f	lnf	lnf/ $\ln f_{max}$	lnf/ $\ln f_{nmax}$	lnf/ $\ln f_{nnmax}$	lnf/ $\ln f_{nnnmax}$	lnf/ $\ln f_{nnnnmax}$	lnf/ $\ln f_{nnnnnmax}$
1	0	0	900	6.802	1	Blank	Blank	Blank	Blank	Blank
2	0.69	0.209	773	6.650	0.978	1	Blank	Blank	Blank	Blank
3	1.10	0.333	728	6.590	0.969	0.991	1	Blank	Blank	Blank
4	1.39	0.421	651	6.479	0.953	0.973	0.983	1	Blank	Blank
5	1.61	0.488	615	6.422	0.944	0.966	0.975	0.991	1	Blank
6	1.79	0.542	503	6.221	0.915	0.935	0.944	0.960	0.969	1
7	1.95	0.591	457	6.125	0.900	0.921	0.929	0.945	0.954	0.985
8	2.08	0.630	424	6.050	0.889	0.910	0.918	0.934	0.942	0.973
9	2.20	0.667	422	6.045	0.889	0.909	0.917	0.933	0.941	0.972
10	2.30	0.697	363	5.894	0.867	0.886	0.894	0.910	0.918	0.947
11	2.40	0.727	356	5.875	0.864	0.883	0.892	0.907	0.915	0.944
12	2.48	0.752	350	5.858	0.861	0.881	0.889	0.904	0.912	0.942
13	2.56	0.776	348	5.852	0.860	0.88	0.888	0.903	0.911	0.941
14	2.64	0.800	309	5.733	0.843	0.862	0.870	0.885	0.893	0.922
15	2.71	0.821	295	5.687	0.836	0.855	0.863	0.878	0.886	0.914
16	2.77	0.839	252	5.529	0.813	0.831	0.839	0.853	0.861	0.889
17	2.83	0.858	235	5.460	0.803	0.821	0.829	0.843	0.850	0.878
18	2.89	0.876	188	5.236	0.770	0.787	0.795	0.808	0.815	0.842
19	2.94	0.891	169	5.130	0.754	0.771	0.778	0.792	0.799	0.825
20	3.00	0.909	164	5.100	0.750	0.767	0.774	0.787	0.794	0.820
21	3.04	0.921	110	4.700	0.691	0.707	0.713	0.725	0.732	0.756
22	3.09	0.936	97	4.575	0.673	0.688	0.694	0.706	0.712	0.735
23	3.14	0.952	73	4.290	0.631	0.645	0.651	0.662	0.668	0.690
24	3.18	0.964	67	4.205	0.618	0.632	0.638	0.649	0.655	0.676
25	3.22	0.976	40	3.689	0.542	0.555	0.560	0.569	0.574	0.593
26	3.26	0.988	2	0.693	0.102	0.104	0.105	0.107	0.108	0.111
27	3.30	1	1	0	0	0	0	0	0	0

TABLE IV. Entries of the the Penguin Encyclopedia of Places: ranking, natural logarithm, normalisations

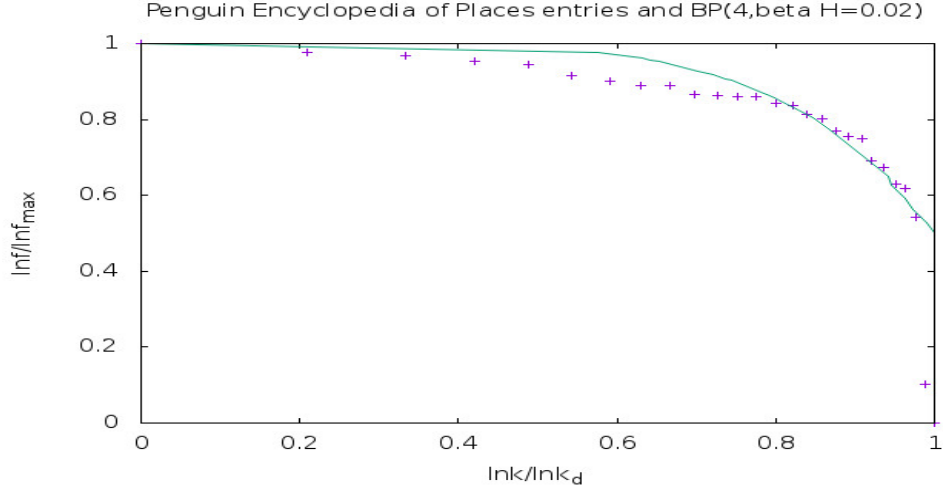


FIG. 4. Vertical axis is $\frac{\ln f}{\ln f_{max}}$ and horizontal axis is $\frac{\ln k}{\ln k_{lim}}$. The + points represent the names of the places of The Penguin Encyclopedia of Places by W. G. Moore, with the fit curve, BP(4, $\beta H = 0.02$) being the Bethe-Peierls curve in the presence of four nearest neighbours and in the presence of external magnetic field, $\beta H = 0.02$.

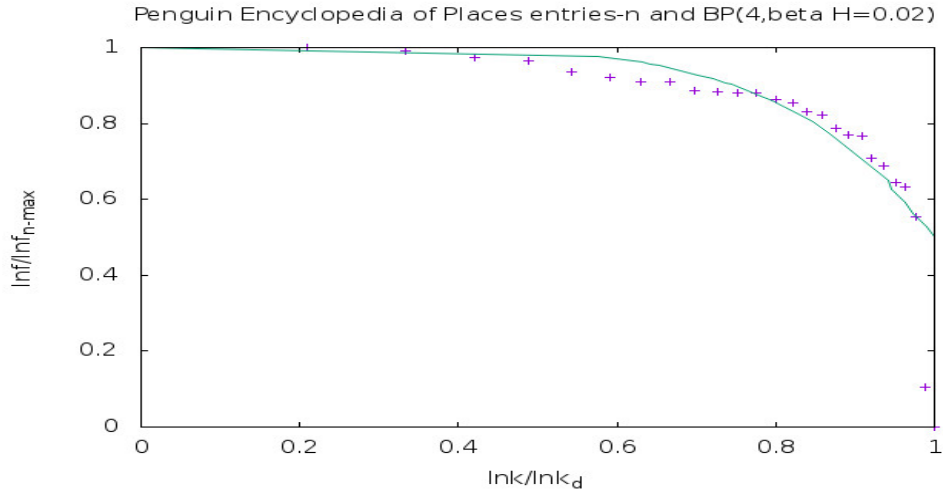


FIG. 5. Vertical axis is $\frac{\ln f}{\ln f_{n-max}}$ and horizontal axis is $\frac{\ln k}{\ln k_{lim}}$. The + points represent the names of the places of The Penguin Encyclopedia of Places by W. G. Moore, with the fit curve, BP(4, $\beta H = 0.02$) being the Bethe-Peierls curve in the presence of four nearest neighbours and in the presence of external magnetic field, $\beta H = 0.02$.

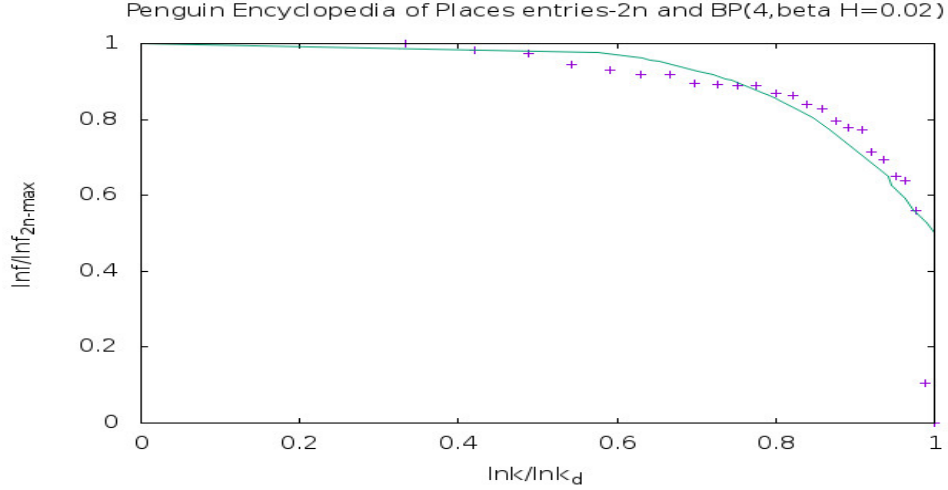


FIG. 6. Vertical axis is $\frac{\ln f}{\ln f_{2n-max}}$ and horizontal axis is $\frac{\ln k}{\ln k_{lim}}$. The + points represent the names of the places of The Penguin Encyclopedia of Places by W. G. Moore, with the fit curve, BP(4, $\beta H = 0.02$) being the Bethe-Peierls curve in the presence of four nearest neighbours and in the presence of external magnetic field, $\beta H = 0.02$.

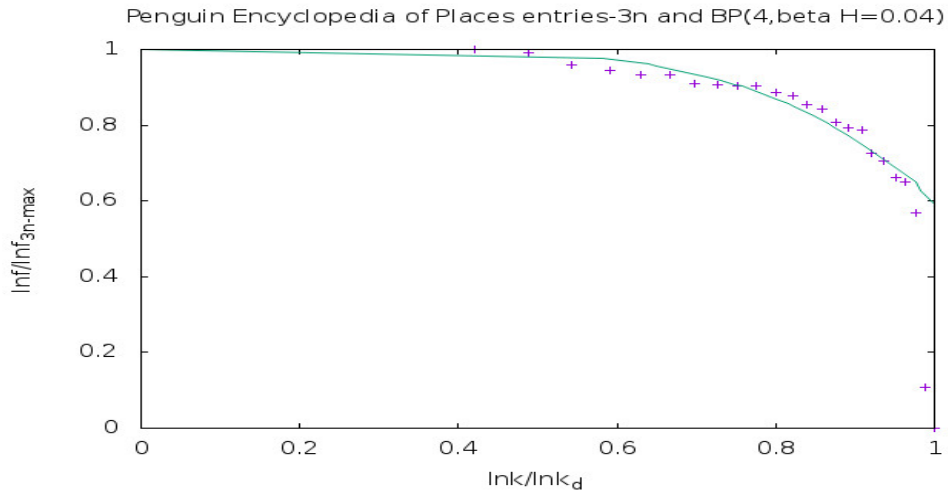


FIG. 7. Vertical axis is $\frac{\ln f}{\ln f_{3n-max}}$ and horizontal axis is $\frac{\ln k}{\ln k_{lim}}$. The + points represent the names of the places of The Penguin Encyclopedia of Places by W. G. Moore, with the fit curve, BP(4, $\beta H = 0.04$) being the Bethe-Peierls curve in the presence of four nearest neighbours and in the presence of external magnetic field, $\beta H = 0.04$.

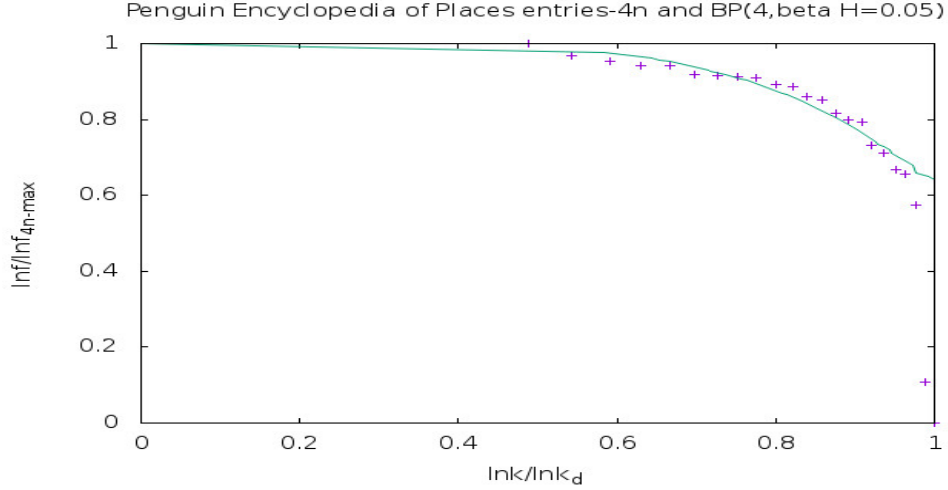


FIG. 8. Vertical axis is $\frac{\ln f}{\ln f_{4n-max}}$ and horizontal axis is $\frac{\ln k}{\ln k_{lim}}$. The + points represent the names of the places of The Penguin Encyclopedia of Places by W. G. Moore, with the fit curve, BP(4, $\beta H = 0.05$) being the Bethe-Peierls curve in the presence of four nearest neighbours and in the presence of external magnetic field, $\beta H = 0.05$.

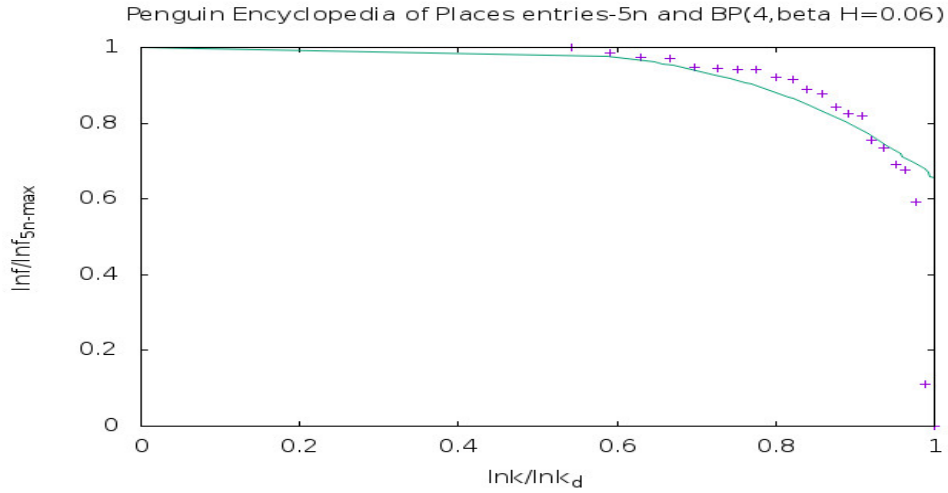


FIG. 9. Vertical axis is $\frac{\ln f}{\ln f_{5n-max}}$ and horizontal axis is $\frac{\ln k}{\ln k_{lim}}$. The + points represent the names of the places of The Penguin Encyclopedia of Places by W. G. Moore, with the fit curve, BP(4, $\beta H = 0.06$) being the Bethe-Peierls curve in the presence of four nearest neighbours and in the presence of external magnetic field, $\beta H = 0.06$.

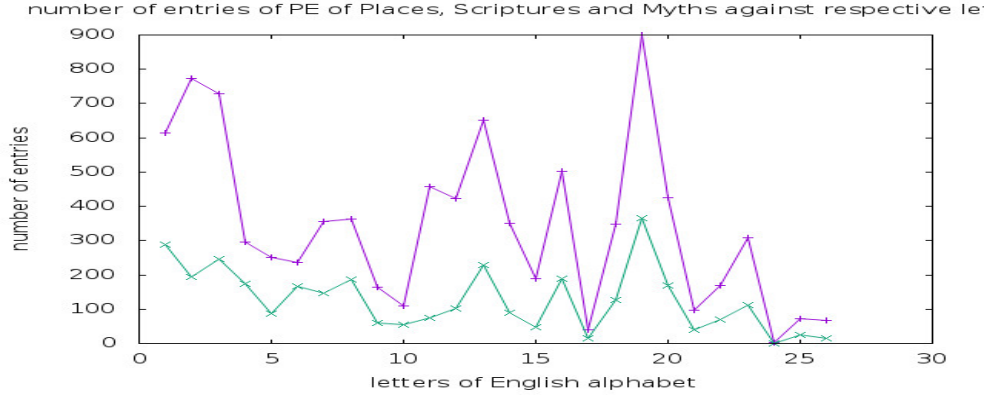


FIG. 10. The vertical axis is the number of the names of the places of The Penguin Encyclopedia of Places , [1] and the number of entries of the Scriptures and Myths,[69]. The horizontal axis is the letters of the English alphabet. Letters are represented by the sequence number in the alphabet.

A. conclusion

From the figures (fig.4-fig.9), we observe that there is a curve of magnetisation, behind the names of the places of The Penguin Encyclopedia of Places by W. G. Moore. This is the magnetisation curve $BP(4, \beta H = 0.04)$, being in the Bethe-Peierls approximation, in the presence of four nearest neighbours and in the presence of external magnetic field, $\beta H = 0.04$.

Moreover, the associated correspondence is,

$$\frac{\ln f}{\ln f_{3n-max}} \longleftrightarrow \frac{M}{M_{max}}, \quad \ln k \longleftrightarrow T.$$

Dictionary of all Scriptures and Myths by G. A. Gaskell, [69],[45], has the same graphical law characterisation. Comparison of the frequencies of entries of the names of the places of The Penguin Encyclopedia of Places , [1] and the number of entries of the Scriptures and Myths,[69], appear as in the fig.10.

IV. ACKNOWLEDGMENT

We have used the gnuplot for drawing the figures. We would like to thank the nehu library for allowing us to use the reference, [1].

V. BIBLIOGRAPHY

- [1] W. G. Moore, The Penguin Encyclopedia of Places, Penguin Books, First Published 1971, Penguin Books Ltd., Harmondsworth, Middlesex, England.
- [2] Anindya Kumar Biswas, "Graphical Law beneath each written natural language", arXiv:1307.6235v3[physics.gen-ph]. A preliminary study of words of dictionaries of twenty six languages, more accurate study of words of dictionary of Chinese usage and all parts of speech of dictionary of Lakher(Mara) language and of verbs, adverbs and adjectives of dictionaries of six languages are included.
- [3] Anindya Kumar Biswas, "A discipline of knowledge and the graphical law", IJARPS Volume 1(4), p 21, 2014; viXra: 1908:0090[Linguistics].
- [4] Anindya Kumar Biswas, "Bengali language and Graphical law", viXra: 1908:0090[Linguistics].
- [5] Anindya Kumar Biswas, "Basque language and the Graphical Law", viXra: 1908:0414[Linguistics].
- [6] Anindya Kumar Biswas, "Romanian language, the Graphical Law and More", viXra: 1909:0071[Linguistics].
- [7] Anindya Kumar Biswas, "Discipline of knowledge and the graphical law, part II", viXra:1912.0243 [Condensed Matter],International Journal of Arts Humanities and Social Sciences Studies Volume 5 Issue 2 February 2020.
- [8] Anindya Kumar Biswas, "Onsager Core of Abor-Miri and Mising Languages", viXra: 2003.0343[Condensed Matter].
- [9] Anindya Kumar Biswas, "Bengali language, Romanisation and Onsager Core", viXra: 2003.0563[Linguistics].
- [10] Anindya Kumar Biswas, "Little Oxford English Dictionary and the Graphical Law", viXra:

- 2008.0041[Linguistics].
- [11] Anindya Kumar Biswas, "Oxford Dictionary Of Social Work and Social Care and the Graphical law", viXra: 2008.0077[Condensed Matter].
- [12] Anindya Kumar Biswas, "Visayan-English Dictionary and the Graphical law", viXra: 2009.0014[Linguistics].
- [13] Anindya Kumar Biswas, "Garo to English School Dictionary and the Graphical law", viXra: 2009.0056[Condensed Matter].
- [14] Anindya Kumar Biswas, "Mursi-English-Amharic Dictionary and the Graphical law", viXra: 2009.0100[Linguistics].
- [15] Anindya Kumar Biswas, "Names of Minor Planets and the Graphical law", viXra: 2009.0158[History and Philosophy of Physics].
- [16] Anindya Kumar Biswas, "A Dictionary of Tibetan and English and the Graphical law", viXra: 2010.0237[Condensed Matter].
- [17] Anindya Kumar Biswas, "Khasi English Dictionary and the Graphical law", viXra: 2011.0011[Linguistics].
- [18] Anindya Kumar Biswas, "Turkmen-English Dictionary and the Graphical law", viXra: 2011.0069[Linguistics].
- [19] Anindya Kumar Biswas, "Webster's Universal Spanish-English Dictionary, the Graphical law and A Dictionary of Geography of Oxford University Press", viXra: 2103.0175[Condensed Matter].
- [20] Anindya Kumar Biswas, "A Dictionary of Modern Italian, the Graphical law and Dictionary of Law and Administration, 2000, National Law Development Foundation", viXra: 2107.0171[Condensed Matter].
- [21] Anindya Kumar Biswas, "Langenscheidt's German-English English-German Dictionary and the Graphical law", viXra: 2107.0179[Linguistics].
- [22] Anindya Kumar Biswas, "Essential Dutch dictionary by G. Quist and D. Strik, the Graphical law Classification", viXra: 2108.0040[Linguistics].
- [23] Anindya Kumar Biswas, "Swahili, a lingua franca, Swahili-English Dictionary by C. W. Rechenbach and the Graphical law", viXra: 2108.0101[Linguistics].
- [24] Anindya Kumar Biswas, "The French, Larousse Dictionnaire De Poche and the Graphical law", viXra: 2109.0080[Linguistics].

- [25] Anindya Kumar Biswas, "An Arabic dictionary: "al-Mujam al-wáfi" or, "adhunik arabi-bangla abhidhan" and the Onsager's solution", viXra: 2109.0119[Condensed Matter].
- [26] Anindya Kumar Biswas, "Langenscheidt Taschenwörterbuch Deutsch-Englisch / Englisch-Deutsch, Völlige Neubearbeitung and the Graphical law", viXra: 2109.0141[Linguistics].
- [27] Anindya Kumar Biswas, Bawansuk Lyngkhai, "The Graphical law behind the NTC's Hebrew and English Dictionary by Arie Comey and Naomi Tsur", viXra: 2109.0164[Linguistics].
- [28] Anindya Kumar Biswas, "Oxford Dictionary Of Media and Communication and the Graphical law", viXra: 2109.0202[Social Science].
- [29] Anindya Kumar Biswas, "Oxford Concise Dictionary Of Mathematics, Penguin Dictionary Of Mathematics and the Graphical law", viXra: 2112.0054[Social Science].
- [30] Anindya Kumar Biswas, "An Arabic dictionary: "al-Mujam al-wáfi" or, "adhunik arabi-bangla abhidhan" and the Onsager's solution Second part", viXra: 2201.0021[Condensed Matter].
- [31] Anindya Kumar Biswas, "The Penguin Dictionary Of Sociology and the Graphical law", viXra: 2201.0046[Social Science].
- [32] Anindya Kumar Biswas, "The Concise Oxford Dictionary Of Politics and the Graphical law", viXra: 2201.0069[Social Science].
- [33] Anindya Kumar Biswas, "A Dictionary Of Critical Theory by Ian Buchanan and the Graphical law", viXra: 2201.0136[Social Science].
- [34] Anindya Kumar Biswas, "The Penguin Dictionary Of Economics and the Graphical law", viXra: 2201.0169[Economics and Finance].
- [35] Anindya Kumar Biswas, "The Concise Gojri-English Dictionary by Dr. Rafeeq Anjum and the Graphical law", viXra: 2201.0205[Linguistics].
- [36] Anindya Kumar Biswas, "A Dictionary of the Kachin Language by Rev.O.Hanson and the Graphical law" ("A Dictionary of the Kachin Language by Rev.o.Hanson and the Graphical law", viXra: 2202.0030[Linguistics]).
- [37] Anindya Kumar Biswas, "A Dictionary Of World History by Edmund Wright and the Graphical law", viXra: 2202.0130[History and Philosophy of Physics].
- [38] Anindya Kumar Biswas, "Ekagi-Dutch-English-Indonesian Dictionary by J. Steltenpool and the Onsager's solution", viXra: 2202.0157[Condensed Matter].
- [39] Anindya Kumar Biswas, "A Dictionary of Plant Sciences by Michael Allaby and the Graphical law", viXra: 2203.0011[Mind Science].

- [40] Anindya Kumar Biswas, "Along the side of the Onsager's solution, the Ekagi language", viXra: 2205.0065[Condensed Matter].
- [41] Anindya Kumar Biswas, "Along the side of the Onsager's solution, the Ekagi language-Part Three", viXra: 2205.0137[Condensed Matter].
- [42] Anindya Kumar Biswas, "Oxford Dictionary of Biology by Robert S. Hine and the Graphical law", viXra: 2207.0089[Physics of Biology].
- [43] Anindya Kumar Biswas, "A Dictionary of the Mikir Language by G. D. Walker and the Graphical law", viXra: 2207.0165[Linguistics].
- [44] Anindya Kumar Biswas, "A Dictionary of Zoology by Michael Allaby and the Graphical law", viXra: 2208.0075[Physics of Biology].
- [45] Anindya Kumar Biswas, "Dictionary of all Scriptures and Myths by G. A. Gaskell and the Graphical law", viXra: 2208.0093[Religion and Spiritualism].
- [46] Anindya Kumar Biswas, "Dictionary of Culinary Terms by Philippe Pilibossian and the Graphical law", viXra: 2211.0061[Social Sciences].
- [47] Anindya Kumar Biswas, "A Greek and English Lexicon by H.G.Liddle et al simplified by Didier Fontaine and the Graphical law", viXra: 2211.0087[Linguistics].
- [48] Anindya Kumar Biswas, "Learner's Mongol-English Dictionary and the Graphical law", viXra: 2211.0101[Linguistics].
- [49] Anindya Kumar Biswas, "Complete Bulgarian-English Dictionary and the Graphical law", viXra: 2212.0009[Linguistics].
- [50] Anindya Kumar Biswas, "A Dictionary of Sindhi Literature by Dr. Motilal Jotwani and the Graphical Law", viXra: 2212.0015[Social Sciences].
- [51] Anindya Kumar Biswas, "Penguin Dictionary of Physics, the Fourth Edition, by John Cullerne, and the Graphical law", viXra: 2212.0072[History and Philosophy of Physics].
- [52] Anindya Kumar Biswas, "Oxford Dictionary of Chemistry, the seventh edition and the Graphical Law", viXra: 2212.0113[Chemistry].
- [53] Anindya Kumar Biswas, "A Burmese-English Dictionary, Part I-Part V, by J. A. Stewart and C. W. Dunn et al, head entries and the Graphical Law", viXra: 2212.0127[Linguistics].
- [54] Anindya Kumar Biswas, "The Graphical Law behind the head words of Dictionary Kannada and English written by W. Reeve, revised, corrected and enlarged by Daniel Sanderson", viXra: 2212.0185[Linguistics].

- [55] Anindya Kumar Biswas, "Sanchayita and the Graphical Law", viXra: 2301.0075[Social Science].
- [56] Anindya Kumar Biswas, "Samsad Bangla Abhidan and The Graphical Law", viXra: 2302.0026[Linguistics].
- [57] Anindya Kumar Biswas, "Bangiya Sabdakosh and The Graphical Law", viXra: 2302.0060[Linguistics].
- [58] Anindya Kumar Biswas, "Samsad Bengali-English Dictionary and The Graphical Law ", viXra: 2304.0047[Linguistics].
- [59] Anindya Kumar Biswas, "Rudyard Kipling's Verse and the Graphical Law", viXra: 2304.0207[Social Science].
- [60] Anindya Kumar Biswas, "W. B. Yeats, The Poems and the Graphical Law", viXra: 2305.0008[Social Science].
- [61] A. M. Gun, M. K. Gupta and B. Dasgupta, Fundamentals of Statistics Vol 1, Chapter 12, eighth edition, 2012, The World Press Private Limited, Kolkata.
- [62] E. Ising, Z.Physik 31,253(1925).
- [63] R. K. Pathria, Statistical Mechanics, p400-403, 1993 reprint, Pergamon Press,© 1972 R. K. Pathria.
- [64] C. Kittel, Introduction to Solid State Physics, p. 438, Fifth edition, thirteenth Wiley Eastern Reprint, May 1994, Wiley Eastern Limited, New Delhi, India.
- [65] W. L. Bragg and E. J. Williams, Proc. Roy. Soc. A, vol.145, p. 699(1934);
- [66] P. M. Chaikin and T. C. Lubensky, Principles of Condensed Matter Physics, p. 148, first edition, Cambridge University Press India Pvt. Ltd, New Delhi.
- [67] Kerson Huang, Statistical Mechanics, second edition, John Wiley and Sons(Asia) Pte Ltd.
- [68] Sonntag, Borgnakke and Van Wylen, Fundamentals of Thermodynamics, p206-207, fifth edition, John Wiley and Sons Inc.
- [69] G. A. Gaskell, Dictionary of all Scriptures and Myths, Avenel Books, New York, distributed by Crown Publishers, Inc, One Park Avenue, New York, New York 10016, hgfedcba, AVENEL 1981 Edition; Originally published, New York: Julian Press, 1960. ISBN: 0-517-34663-X.