

Energy and Probability Density Computation for Muonic Hydrogen

Ajay S.* and Suvrata P. Hegde†

Department of Studies in Physics, University of Mysore, Manasagangotri, Mysuru,
Karnataka, India 570 006

8 Oct 2021

Abstract

This paper discusses about the quantum energy levels of muonic hydrogen considering only Coulomb interaction. The computational analysis in this paper will help the reader get a good understanding of how different a muonic hydrogen is from its electronic counterparts. Energy eigenvalues are calculated by numerical method and the probability density distribution of muon around the nucleus is plotted for different quantum states using special functions. The code is written in `python`. A comparative study of emission spectra between the muonic hydrogen and hydrogen has also been discussed.

1 Introduction

Interaction of muons with matter has been extensively studied since the discovery of muon in the year 1936 [1]. Muon is found to behave as a heavy electron or positron in matter. When stopped by a target, muons are captured by the nuclei. On interaction with matter, muonic atoms are formed. In 1947, John Wheeler suggested that particles other than electrons could form a bound system with a nucleus, particularly the negative muon μ^- having a mass of 1.883×10^{-28} kg and mean lifetime of 2.2×10^{-6} s with a charge of $-e$ [2]. A muonic atom is an atom where an electron is replaced by a muon, which also belongs to the lepton family. Importance of muonic atom lies in the fact that the wave function of muon in all states, especially in the lowest state, overlaps with the nucleus more strongly than the normal electronic wave functions.

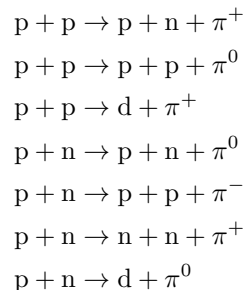
1.1 Discovery

Muons are constantly being produced in the upper atmosphere by the interaction of cosmic rays with the atmospheric air. Due to their high energy, a large fraction of them reaches the ground

*ajaysnov7@gmail.com

†suvratasuvi006@gmail.com

and even penetrate deep into rocks [3]. Pions decay into muons. Pions are created in the following interactions:



In 1953, using a NaI synchrocyclotron, two American scientists Fitch and Rainwater observed radiation from muonic atoms [4]. This work indicated that the size of atomic nuclei was smaller than what had been supposed. In 1964, the NaI scintillation spectrometer was replaced by Ge(Li) detector because of its high resolution to investigate the muonic X-ray spectra that made great advances in accuracy and precision. The production of muon atoms in laboratory is carried out with a particle accelerator. Protons are incident on atomic nuclei like lithium or carbon after being accelerated to high energies. This collision creates a whole bunch of particles including pions. They decay into a muon and a neutrino.

These muons are then selectively channeled into beam lines and transported to the spectrometer where the sample lies. The muon is slowed down and captured by an atom into an orbit forming muonic atom.

Muonic atoms are nuclear probes and are used to test principles from quantum electrodynamics to chemical physics. Prior to 1980, most research was in negative muonic atoms. During the last few years positive muonic atoms are also being studied. In hadronic atoms, due to strong interaction between the hadron and the nucleus, the energy levels are shifted and broadened as compared to muonic atoms with strong dependence on the nuclear charge. The proton and neutron distribution inside the nucleus can be separately analyzed by means of combined muonic and hadronic atom data, as the muon interacts mainly with the protons and the hadrons with both types of nucleons.

2 Hydrogen Atom

2.1 Bohr's model of an atom

In this section, we apply Bohr's model of hydrogen atom [5] to muonic hydrogen and calculate the orbit size for various principal quantum number n .

The radius of the n^{th} orbit is given by

$$r_n = \frac{4\pi\epsilon_0\hbar^2}{me^2}n^2,$$

where symbols have their usual meaning.

The reduced mass of muonic hydrogen is

$$m_\mu = \frac{m_p\mu}{m_p + \mu},$$

Table 1: Orbit size of electronic and muonic hydrogen atoms.

n	H_e (nm)	H_μ (nm)
1	0.052	0.0002
2	0.211	0.0011
3	0.476	0.0025
4	0.846	0.0045
5	1.322	0.0071
6	1.904	0.0102
7	2.592	0.0139
8	3.386	0.0182
9	4.286	0.0230
10	5.291	0.0284

where m_p and μ are rest masses of proton and muon respectively. Using $\mu = 1.8835 \times 10^{-28}$ kg, the reduced mass for muonic hydrogen is $m_\mu = 1.6928 \times 10^{-28}$ kg. Table 1 lists the orbit sizes for various values of n for electronic and muonic hydrogen atoms. The radius of the n^{th} orbit of muonic hydrogen atom (H_μ) is 186 times less than the electronic hydrogen atom (H_e). This is shown in table 1. The energy of muon in n^{th} orbit is

$$E_{n,\mu} = -\frac{m_\mu e^4}{8\epsilon_0^2 h^2 n^2}.$$

The relation between the energy levels of H_e and H_μ is

$$E_{n,\mu} = \frac{m_\mu}{m_e} E_{n,e},$$

i.e., the corresponding energy levels of H_μ is 186 times greater than H_e .

2.2 Quantum mechanical model of hydrogen atom

The hydrogen atom problem in quantum mechanics is a two-body problem for which Schrödinger's equation should be solved. We present below a brief derivation of the stationary states of the hydrogen atom for Coulomb potential [6]. The Schrödinger equation is

$$i\hbar \frac{\partial}{\partial t} |\Psi\rangle = H |\Psi\rangle.$$

The Hamiltonian is

$$H = \frac{-\hbar^2}{2m} \nabla^2 + V(r),$$

where $(-\hbar^2/2m)\nabla^2$ is the kinetic energy operator, and $V(r) = e^2/(4\pi\epsilon_0 r)$ is the potential energy term. If $|\psi\rangle$ represents spatial part of the wave function $|\Psi\rangle$, then for stationary states, we can write

$$H |\psi\rangle = E |\psi\rangle,$$

where E represents the energy eigenvalue of the system. General solution is of the form

$$|\Psi(r, t)\rangle = \sum_n C_n |\psi_n(r)\rangle \exp(-iE_n t/\hbar).$$

The Laplacian operator ∇^2 can be expressed in spherical polar coordinates (r, θ, ϕ) as

$$\nabla^2 = \frac{1}{r^2} \frac{\partial}{\partial r} \left(r^2 \frac{\partial}{\partial r} \right) + \frac{1}{r^2 \sin \theta} \frac{\partial}{\partial \theta} \left(\sin \theta \frac{\partial}{\partial \theta} \right) + \frac{1}{r^2 \sin^2 \theta} \frac{\partial^2}{\partial \phi^2}$$

One can write $\psi(r, \theta, \phi)$ as

$$\psi(r, \theta, \phi) = R(r) Y(\theta, \phi), \quad (1)$$

where $R(r)$ is the radial part and $Y(\theta, \phi)$ is the angular part of $\psi(r, \theta, \phi)$. Using equation (1) in the Schrödinger's equation, we get the radial equation as

$$\frac{1}{R} \frac{d}{dr} \left(r^2 \frac{dR}{dr} \right) - \frac{2mr^2}{\hbar^2} [V(r) - E] = l(l+1).$$

The angular part of the Schrödinger's equation is

$$\frac{1}{Y} \left[\frac{1}{\sin \theta} \frac{\partial}{\partial \theta} \left(\sin \theta \frac{\partial Y}{\partial \theta} \right) + \frac{1}{\sin^2 \theta} \frac{\partial^2 Y}{\partial \phi^2} \right] = -l(l+1), \quad (2)$$

where $l(l+1)$ is the separation constant. Equation (2) can be further simplified by setting $Y(\theta, \phi) = \Theta(\theta) \Phi(\phi)$. Thus

$$\left[\frac{1}{\Theta} \sin \theta \frac{d}{d\theta} \left(\sin \theta \frac{d\Theta}{d\theta} \right) + l(l+1) \sin^2 \theta \right] + \frac{1}{\Phi} \frac{d^2 \Phi}{d\phi^2} = 0. \quad (3)$$

Equation (3) has two variables θ and ϕ which can be separated as

$$m^2 = \frac{1}{\Theta} \sin \theta \frac{d}{d\theta} \left(\sin \theta \frac{d\Theta}{d\theta} \right) + l(l+1) \sin^2 \theta \quad (4)$$

$$-m^2 = \frac{1}{\Phi} \frac{d^2 \Phi}{d\phi^2}, \quad (5)$$

where m^2 is the separation constant. Equation (5) can be solved to get

$$\Phi(\phi) = e^{im\phi}, \text{ with } m = 0, \pm 1, \pm 2, \pm 3, \dots$$

Equation (4) can be solved as

$$\sin \theta \frac{d}{d\theta} \left(\sin \theta \frac{d\Theta}{d\theta} \right) + [l(l+1) \sin^2 \theta - m^2] \Theta = 0$$

$$\Theta(\theta) = CP_l^m(\cos \theta),$$

where $P_l^m(\cos \theta)$ is the associated Legendre polynomial. If $|m| > l$, then $P_l^m = 0$. Therefore, we must have $|m| \leq l$ for solution to exist; l is a non-negative integer ; $m = -l, -l +$

$1, \dots, -1, 0, 1, \dots, l-1, l$. Now, $Y(\theta, \phi) = CP_l^m(\cos \theta) e^{im\phi}$ which represents spherical harmonics. Normalizing, we get

$$Y_l^m(\theta, \phi) = \epsilon \sqrt{\frac{(2l+1)(l-|m|)!}{4\pi(l+|m|)!}} e^{im\phi} P_l^m(\cos \theta),$$

where $\epsilon = (-1)^m$ for $m \geq 0$ and $\epsilon = 1$ for $m \leq 0$. It can be shown that the stationary part of the wave function is

$$\psi(r, \theta, \phi) = \sqrt{\left(\frac{2}{na}\right)^3 \frac{(n-l-1)!}{2n[(n+l)!]^3}} e^{-r/na} \left(\frac{2r}{na}\right)^l L_{n-l-1}^{2l+1}\left(\frac{2r}{na}\right) Y_l^m(\theta, \phi),$$

where L is associated Laguerre polynomial, and

$$a = \frac{4\pi\epsilon_0\hbar^2}{me^2}. \quad (6)$$

The allowed energies of the hydrogen atom are

$$E_n = - \left[\frac{m}{2\hbar^2} \left(\frac{e^2}{4\pi\epsilon_0} \right)^2 \right] \frac{1}{n^2}. \quad (7)$$

Equation (7) is identical to the energy expression derived using Bohr's model. Hence quantum mechanically, the energy eigenvalues are the same.

We define

$$A = \sqrt{\left(\frac{2}{na}\right)^3 \frac{(n-l-1)!}{2n[(n+l)!]^3}}.$$

For $1s$ and $2s$ state of H_e , A is of the order of 10^{15} and 10^{14} respectively. For $1s$ and $2s$ state of H_μ , A is of the order of 10^{19} and 10^{18} respectively. These normalization constants do not have any physical significance.

For H_e , $a_e = 5.290 \times 10^{-11}$ m and for H_μ , $a_\mu = 2.846 \times 10^{-13}$ m from equation (6). Clearly $a_e > a_\mu$. The most probable value of r in the ground state and for the first excited state for both H_e and H_μ are calculated and compared. The most probable value of r means that the probability of finding an electron or muon is highest for a given stationary state $|\psi\rangle$.

For $1s$ state,

$$\psi_{100} = \frac{1}{\sqrt{\pi a^3}} e^{-r/a}. \quad (8)$$

The probability of finding electron or muon within an elemental volume $4\pi r^2 dr$ is

$$P = |\psi_{100}|^2 4\pi r^2 dr.$$

Using (8),

$$P = p(r) dr,$$

where

$$p(r) = \frac{4e^{-2r/a} r^2}{a^3}.$$

By definition, the slope of the curve is zero where the probability is a maximum [5].

$$\begin{aligned}\frac{dp(r)}{dr} &= 0 \\ \frac{dp(r)}{dr} &= \frac{4}{a^3} \left[2re^{-2r/a} + r^2 \left(\frac{-2}{a} e^{-2r/a} \right) \right] \\ 0 &= \frac{8r}{a^3} e^{-2r/a} \left(1 - \frac{r}{a} \right) \\ \therefore r &= a.\end{aligned}$$

Therefore, the most probable value of r in $1s$ state is the Bohr's radius a . For electronic hydrogen, electron is more likely to be found at $r = 5.290 \times 10^{-11}$ m. For muonic hydrogen, muon is more likely to be found at $r = 2.846 \times 10^{-13}$ m. Thus one sees that the muon is closer to the nucleus than the electron in $1s$ state by a couple of orders.

3 Numerical Method

In this section we explain the method to solve the Schrödinger's equation numerically for a given potential, in particular, for Coulomb potential in the case of hydrogen atom.

3.1 Finite difference method

Finite difference methods are a class of numerical techniques for solving differential equations by approximating derivatives with finite differences [7]. Suppose $y = f(x)$, its first derivative is

$$\frac{dy}{dx} = f'(x).$$

By definition

$$\frac{dy}{dx} = \lim_{h \rightarrow 0} \left[\frac{f(x+h) - f(x)}{h} \right],$$

where $h > 0$ is the change in the variable x . Therefore, one can write

$$\frac{dy}{dx} \approx \frac{f(x+h) - f(x)}{h},$$

provided h is reasonably small. One can replace the derivative dy/dx by a difference $(f(x+h) - f(x))/h$ in the differential equation and solve it. Using index notation, one can write

$$\frac{dy}{dx} \approx \frac{f_{i+1} - f_i}{h}.$$

For 2nd order derivative, we have

$$\frac{d^2y}{dx^2} = \lim_{h \rightarrow 0} \left[\frac{f(x+h) - 2f(x) + f(x-h)}{h^2} \right].$$

Approximating using finite difference method we write,

$$\frac{d^2y}{dx^2} \approx \frac{f(x+h) - 2f(x) + f(x-h)}{h^2}.$$

Using index notation, we write

$$\frac{d^2y}{dx^2} \approx \frac{f_{i+1} - 2f_i + f_{i-1}}{h^2}.$$

3.2 Numerical method for Schrödinger's equation

While solving the Schrödinger's equation analytically, we get an expression for radial part $R(r)$ of the stationary state $\psi(r, \theta, \phi)$ as

$$\frac{-\hbar^2}{2m} \frac{d^2u}{dr^2} + \left[V + \frac{\hbar^2 l(l+1)}{2mr^2} \right] u = Eu, \quad (9)$$

where $u(r) = rR(r)$. We will be using equation (9) to determine the energy eigenvalues for the hydrogen atom. Equation (9) can be written as

$$\left[\frac{-\hbar^2}{2m} \left(\frac{d^2}{dr^2} - \frac{l(l+1)}{r^2} \right) - \frac{e^2}{4\pi\epsilon_0 r} \right] u = Eu. \quad (10)$$

Equation (10) is an eigenvalue equation. We need to express different terms on left hand side in matrix form. As previously mentioned, d^2u/dr^2 term can be replaced by a finite difference

$$\frac{d^2u}{dr^2} \approx \frac{u_{i-1} - 2u_i + u_{i+1}}{h^2},$$

where the index i is iterated up to N . This can be written as a square matrix of order N as

$$\frac{d^2u}{dr^2} \approx \frac{1}{h^2} \begin{pmatrix} -2 & 1 & 0 & \cdots & 0 \\ 1 & -2 & 1 & \cdots & 0 \\ 0 & 1 & -2 & \cdots & 0 \\ \vdots & \vdots & \vdots & \ddots & \vdots \\ 0 & 0 & 0 & \cdots & -2 \end{pmatrix} \begin{pmatrix} u_1 \\ u_2 \\ u_3 \\ \vdots \\ u_N \end{pmatrix}.$$

$l(l+1)/r^2$ can be written in a square matrix of order N as

$$\frac{l(l+1)}{r^2} = l(l+1) \begin{pmatrix} \frac{1}{r_1^2} & 0 & 0 & \cdots & 0 \\ 0 & \frac{1}{r_2^2} & 0 & \cdots & 0 \\ 0 & 0 & \frac{1}{r_3^2} & \cdots & 0 \\ \vdots & \vdots & \vdots & \ddots & \vdots \\ 0 & 0 & 0 & \cdots & \frac{1}{r_N^2} \end{pmatrix}.$$

$e^2/(4\pi\epsilon_0 r)$ can be written as a square matrix of order N as

$$\frac{e^2}{4\pi\epsilon_0 r} = \frac{e^2}{4\pi\epsilon_0} \begin{pmatrix} \frac{1}{r_1} & 0 & 0 & \cdots & 0 \\ 0 & \frac{1}{r_2} & 0 & \cdots & 0 \\ 0 & 0 & \frac{1}{r_3} & \cdots & 0 \\ \vdots & \vdots & \vdots & \vdots & \vdots \\ 0 & 0 & 0 & \cdots & \frac{1}{r_N} \end{pmatrix}. \quad (11)$$

The sum of all the above matrices will be the square matrix of the eigenvalue equation for which eigenvalues and eigenvectors will be determined.

4 Computation

4.1 Program 1

The python program for energy computation is the following:

```
#!/usr/bin/python3
#
# hyd_energy.py
#
# program to compute the energy eigenvalues
# and plot probability densities for different
# energies as a function of the distance
# for electronic and muonic hydrogen
#
import numpy as np
from scipy import constants as const
from scipy import sparse as sparse
from scipy.sparse.linalg import eigs
from matplotlib import pyplot as plt
import tikzplotlib

# fundamental constants
hbar = const.hbar
e = const.e
m_elec = const.m_e
m_mu = 1.6928e-28
pi = const.pi
epsilon_0 = const.epsilon_0

def calculate_potential_term(r):
    potential = e**2 / (4.0 * pi * epsilon_0) / r
    potential_term = sparse.diags(potential)
    return potential_term

def calculate_angular_term(r):
    angular = 1 * (1 + 1) / r**2
```



```

angular_term = sparse.diags(angular)
return angular_term

def calculate_laplace_three_point(r):
    h = r[1] - r[0]

    main_diag = -2.0 / h**2 * np.ones(N)
    off_diag = 1.0 / h**2 * np.ones(N - 1)
    laplace_term = sparse.diags([main_diag, off_diag,
                                off_diag], (0, -1, 1))
    return laplace_term

def build_hamiltonian(r, mass):
    laplace_term = calculate_laplace_three_point(r)
    angular_term = calculate_angular_term(r)
    potential_term = calculate_potential_term(r)
    hamiltonian = -hbar**2 / (2.0 * mass) * \
        (laplace_term - angular_term) - potential_term
    return hamiltonian

def plot(r, densities, eigenvalues, fname):
    plt.xlabel('$r$')
    plt.ylabel('$P_r$')

    energies = ['E = {: >5.3f} eV'.
                format(eigenvalues[i].real / e)
                for i in range(4)]

    colors = ['red', 'black', 'green', 'blue']

    for i in range(4) :
        plt.plot(r * 1e+10, densities[i],
                 color = colors[i], label = energies[i])

    plt.legend()
    #plt.show()
    tikzplotlib.save(fname)
    return

#-----
# MAIN program
#-----

N = 3000          # number of iterations
l = 0            # angular momentum
number_of_eigenvalues = 400

# compute for electron
r = np.linspace(8e-9, 0.0, N, endpoint = False)
hamiltonian = build_hamiltonian(r, m_elec)

eigenvalues, eigenvectors = \
    eigs(hamiltonian,
         k = number_of_eigenvalues, which = 'SM')

```

```

eigenvectors = np.array([x for (_, x) in
    sorted(zip(eigenvalues, eigenvectors.T),
        key = lambda pair:pair[0])])
elec_eigenvalues = np.sort(eigenvalues)
elec_energies = [elec_eigenvalues[i].real/e
    for i in range(number_of_eigenvalues)]

elec_densities = [np.absolute(eigenvectors[i, :])**2
    for i in range(len(eigenvalues))]

#plot(r, elec_densities, eigenvalues,
#     'e_energy_plot.tex')

# compute for muon
r = np.linspace(4e-11, 0.0, N, endpoint = False)
hamiltonian = build_hamiltonian(r, m_mu)

eigenvalues, eigenvectors = \
    eigs(hamiltonian,
        k = number_of_eigenvalues, which = 'SM')

eigenvectors = np.array([x for (_, x) in
    sorted(zip(eigenvalues, eigenvectors.T),
        key = lambda pair:pair[0])])
muon_eigenvalues = np.sort(eigenvalues)
muon_energies = [muon_eigenvalues[i].real/e
    for i in range(number_of_eigenvalues)]

muon_densities = [np.absolute(eigenvectors[i, :])**2
    for i in range(len(eigenvalues))]

for i in range(10) :
    print("%2d %10.3f %10.3f" %
        (i+1, elec_energies[i], muon_energies[i]))

#plot(r, muon_densities, eigenvalues,
#     'mu_energy_plot.tex')

```

4.2 Program 2

The python program for radial density distribution computation is the following:

```

#!/usr/bin/python3
#
# hyd_density.py
#
# program to compute the radial density distribution
# plots for different quantum numbers
# for electronic and muonic hydrogen
#
import math as M
import numpy as np
import scipy.special

```

```

from scipy import constants as const
from scipy.special import sph_harm
import matplotlib.colors as mcolors
import matplotlib.pyplot as plt
import mpl_toolkits.mplot3d.axes3d as axes3d

# fundamental constants
pi = const.pi
m_elec = const.m_e
m_mu = 1.6928e-28
epsilon_0 = const.epsilon_0
e = const.e
hbar = const.hbar

def comp_density(mass) :

    a = 4 * pi * epsilon_0 * hbar**2 / (mass * e**2)

    orbitals = [
        [1, 0, 0], [2, 1, 0], [2, 1, 1],
        [3, 1, 0], [3, 2, 0], [3, 2, 1], [4, 3, 1] ]

    for i in orbitals:
        n = i[0]
        l = i[1]
        m = i[2]
        A = ((2 / (n * a))**3 * M.factorial(n-1-1) /
              (2 * n * M.factorial(n + 1)**3))**(1/2)

        r = np.linspace(-1, 1, 1)
        theta = np.linspace(0, np.pi, 100)
        phi = np.linspace(0, 2 * np.pi, 100)
        exp = (2 * r / (n * a))**l

        L = scipy.special.genlaguerre(n-1-1, 2*1+1)\
            (2*r / (n*a))
        (Theta, Phi) = np.meshgrid(theta, phi)
        s_harm = sph_harm(m, l, Phi, Theta)

        R = abs(A * exp * L * s_harm)**2
        X = R * np.sin(Theta) * np.cos(Phi)
        Y = R * np.sin(Theta) * np.sin(Phi)
        Z = R * np.cos(Theta)

        plt.rcParams.update({'font.size': 14})
        cmap = plt.get_cmap('jet')
        norm = mcolors.Normalize(vmin = Z.min(),
                                vmax = Z.max())

        fig = plt.figure(figsize = (10, 10))
        ax = fig.add_subplot(1, 1, 1,
                             projection = '3d')
        ax.set_xlabel('$x$', fontsize=18)
        ax.set_ylabel('$y$', fontsize=18)
        ax.set_zlabel('$z$', fontsize=18)

```

```

surf = ax.plot_surface(
    X, Y, Z,
    rstride = 1, cstride = 1,
    cmap = plt.get_cmap('jet'),
    facecolors = cmap(norm(R)),
    linewidth = 0,
    antialiased = False,
    alpha = 0.5)

fig.colorbar(surf, ax = ax, shrink = 0.5,
             pad=0.07, aspect = 10)
tstr="$n = {0}, l = {1}, m = {2}$".\
    format(n,l,m)
plt.title(tstr)
plt.show()
return

#-----
# MAIN program
#-----

# compute for electron
print("Radial density plots for hydrogen (e-)")
comp_density(m_elec)

# compute for muon
print("Radial density plots for hydrogen (mu-)")
comp_density(m_mu)

```

5 Results and Discussion

5.1 Energy computation

The equation used for energy computation is

$$\left[\frac{-\hbar^2}{2m} \left(\frac{d^2}{dr^2} - \frac{l(l+1)}{r^2} \right) - \frac{e^2}{4\pi\epsilon_0 r} \right] u = Eu.$$

For the case of H_μ , the electronic mass is replaced by the reduced mass of H_μ , and the range of r for calculating energy is taken from 4×10^{-11} m to the point at nucleus, excluding it.

The number of iteration points is taken as $N = 3000$ to get more accurate energies. Increasing N will increase the time to compute. Since the order of the square matrix is 3000, there will be 3000 eigenvalues. There are n stationary states for the hydrogen atom, where n is the principal quantum number. While solving numerically, a given eigenvector will have a corresponding energy eigenvalue. Therefore, while constructing the solution, many points will correspond to the same energy. Once, a stationary state is determined, the next stationary state will be found which has a different eigenvalue. In this way all eigenvectors and eigenvalues are determined.

The computed first ten eigenenergies of H_e and H_μ are shown in table 2. We observe that the eigenvalues nearly match the experimentally observed energies for H_e .

Table 2: Computed energy eigenvalues of H_e and H_μ atoms.

n	H_e (eV)	H_μ (eV)
1	-13.597	-2526.967
2	-3.401	-632.001
3	-1.512	-280.911
4	-0.850	-158.017
5	-0.544	-101.132
6	-0.378	-70.231
7	-0.278	-51.580
8	-0.211	-38.648
9	-0.150	-25.259
10	-0.075	-8.307

5.2 Probability density computation

The program also plots the probability density (P_r) as a function of r for the first four eigenstates of H_e and H_μ . Here by probability we mean $|u(r)|^2$. Figures 1 and 2 show the plots for H_e and H_μ respectively for different energy eigenstates.

5.2.1 Observations

- The probability density curves for H_e and H_μ are similar except for the magnitude. It can be seen that the muon is closer to the nucleus in H_μ than an electron in H_e by two orders of magnitude.
- It can be observed that $1s$, $2s$, $3s$ and $4s$ states have one, two, three and four most probable values for r respectively for both H_e and H_μ .

The `python` program to compute the energy eigenvalues and probability density as a function of r is given in 4.1.

5.3 Radial probability density computation

A `python` program has been written to compute the spatial distribution of electron and muon in hydrogen for different values of n , l , and m quantum numbers.

Density distribution plots for $n = 1, 2, 3, 4$; $l = 0, 1, 2, 3$, and $m = 0, 1$ for H_e and H_μ are shown in figures 3 to 16.

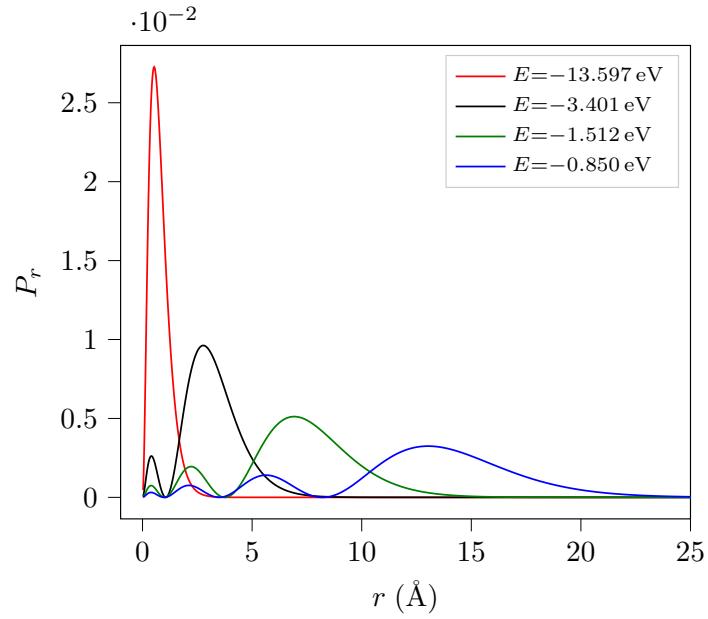


Figure 1: Probability density (P_r) as a function of the distance (r) for different energy eigenvalues of electronic hydrogen.

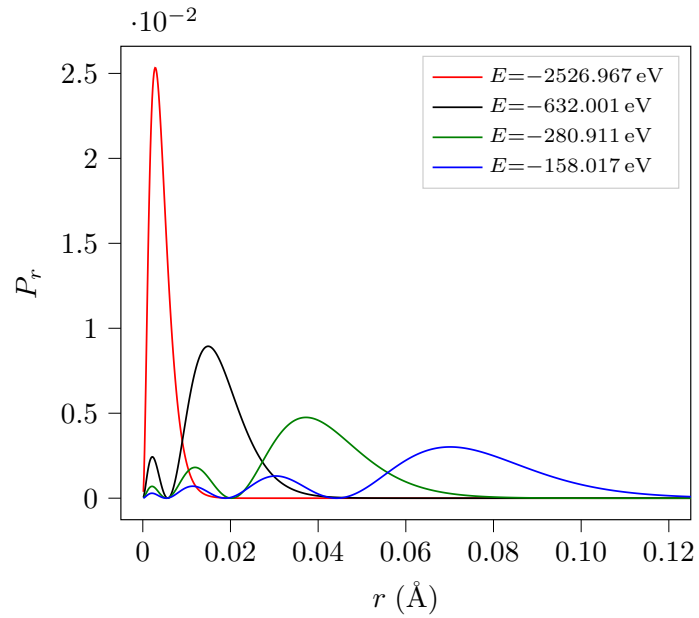


Figure 2: Probability density (P_r) as a function of the distance (r) for different energy eigenvalues of muonic hydrogen.

$$n = 1, l = 0, m = 0$$

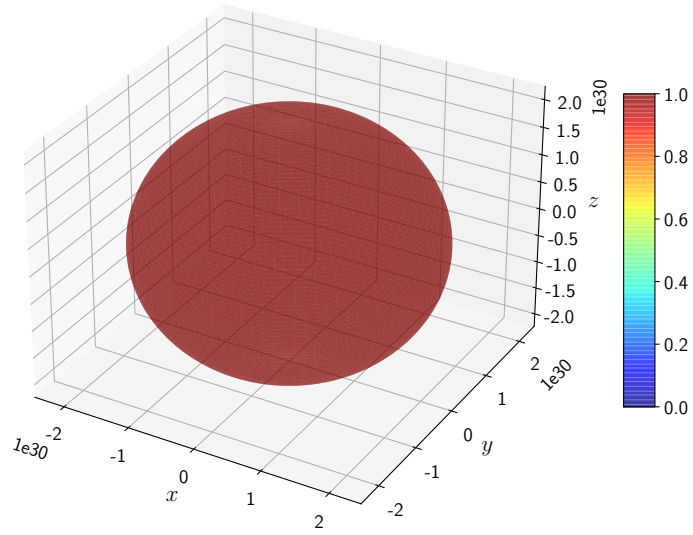


Figure 3: Plot of $|\psi_{100}|^2$ for H_e .

$$n = 1, l = 0, m = 0$$

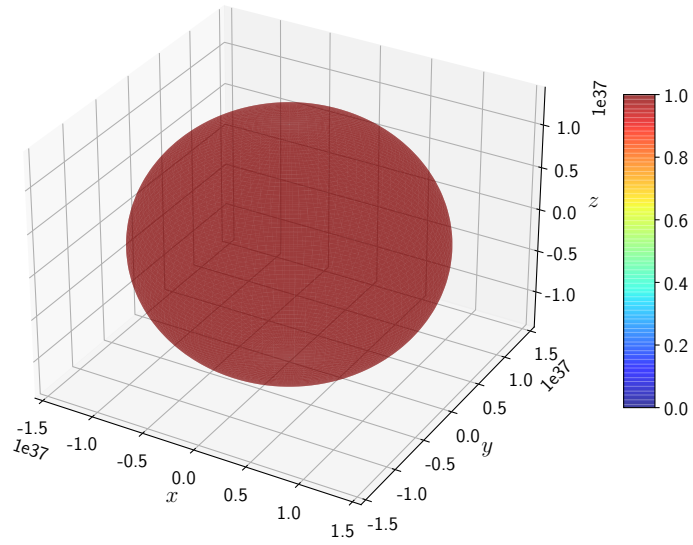


Figure 4: Plot of $|\psi_{100}|^2$ for H_μ .

$$n = 2, l = 1, m = 0$$

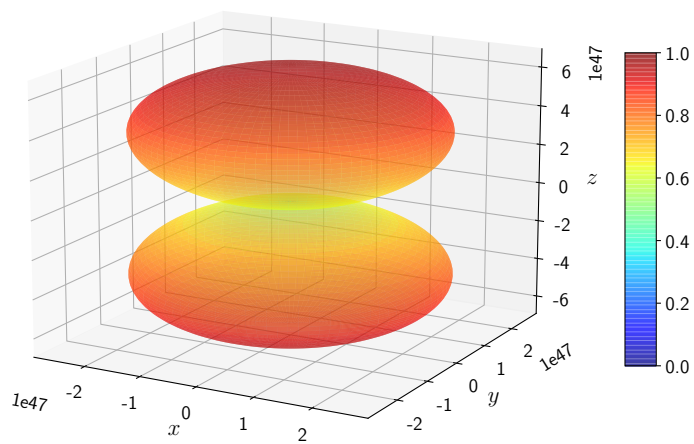


Figure 5: Plot of $|\psi_{210}|^2$ for H_e .

$$n = 2, l = 1, m = 0$$

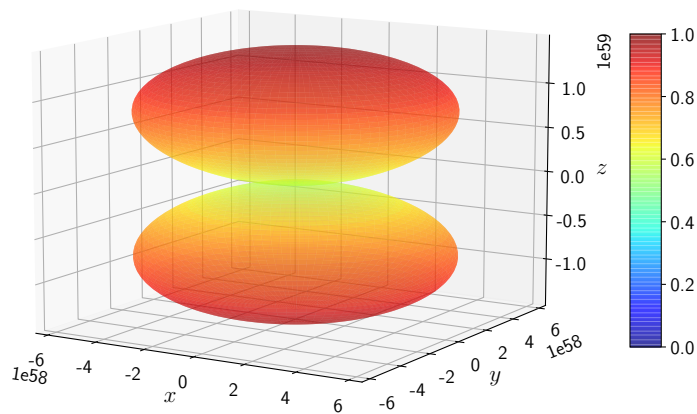


Figure 6: Plot of $|\psi_{210}|^2$ for H_μ .

$$n = 2, l = 1, m = 1$$

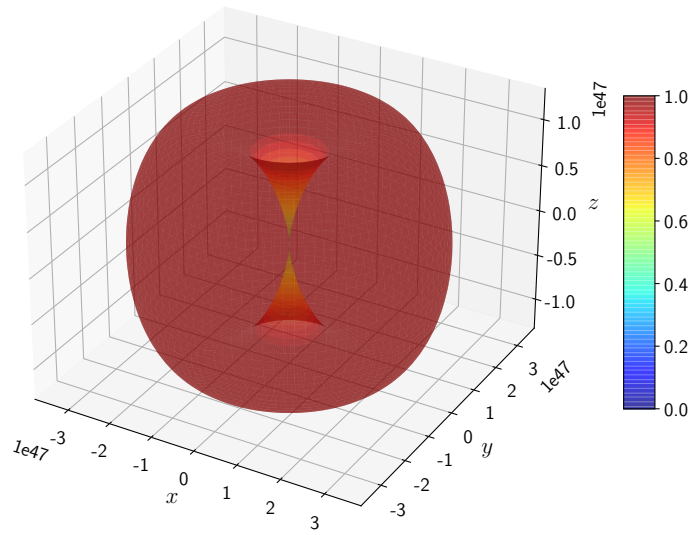


Figure 7: Plot of $|\psi_{211}|^2$ for H_e .

$$n = 2, l = 1, m = 1$$

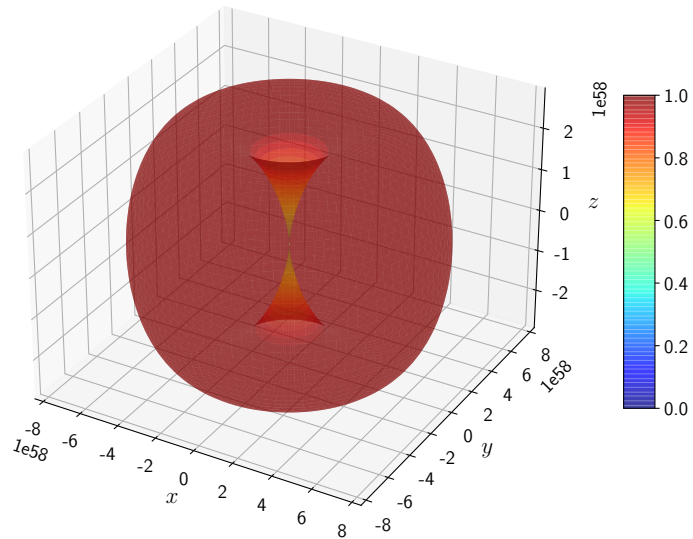


Figure 8: Plot of $|\psi_{211}|^2$ for H_μ .

$$n = 3, l = 1, m = 0$$

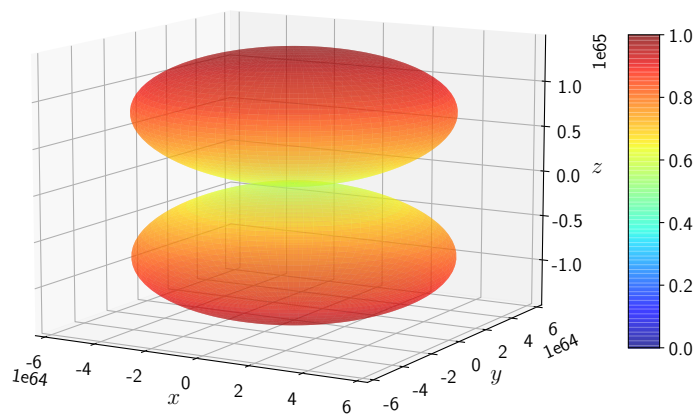


Figure 9: Plot of $|\psi_{310}|^2$ for H_e .

$$n = 3, l = 1, m = 0$$

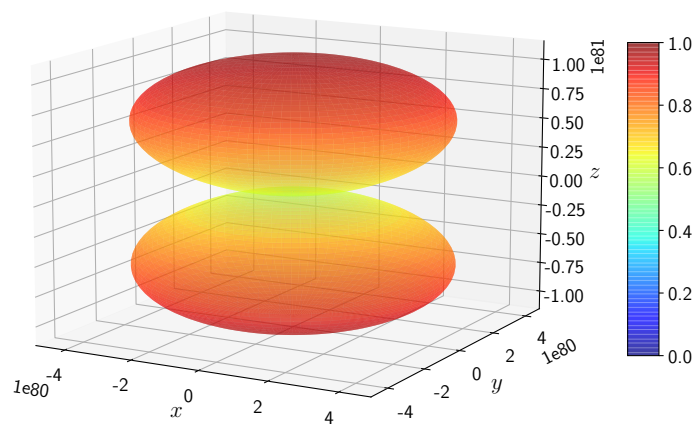


Figure 10: Plot of $|\psi_{310}|^2$ for H_μ .

$$n = 3, l = 2, m = 0$$

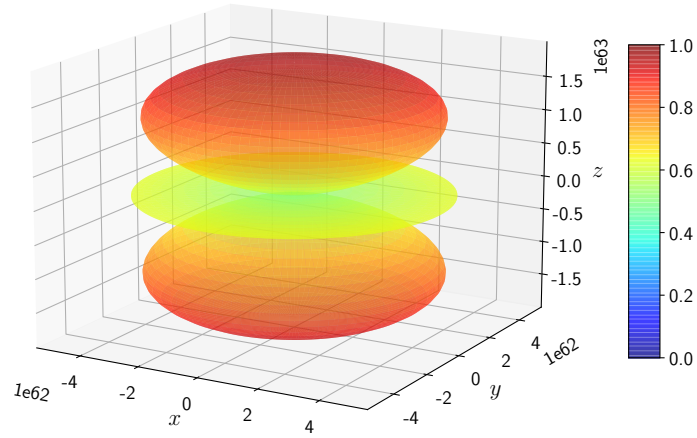


Figure 11: Plot of $|\psi_{320}|^2$ for H_e .

$$n = 3, l = 2, m = 0$$

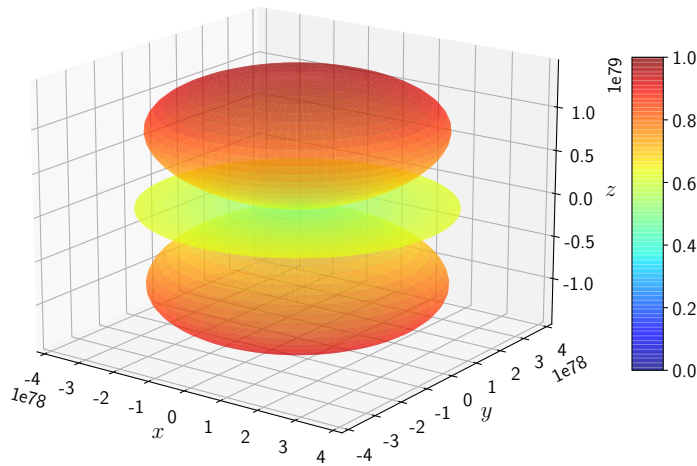


Figure 12: Plot of $|\psi_{320}|^2$ for H_μ .

$$n = 3, l = 2, m = 1$$

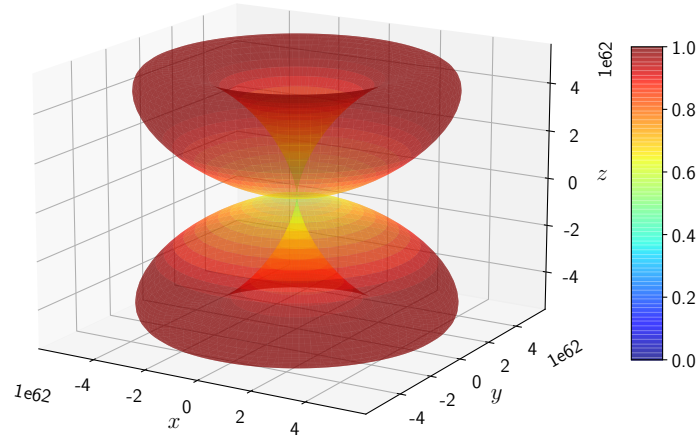


Figure 13: Plot of $|\psi_{321}|^2$ for H_e .

$$n = 3, l = 2, m = 1$$

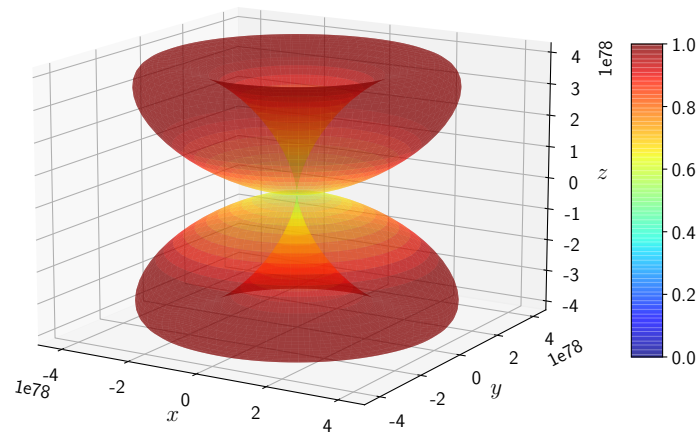


Figure 14: Plot of $|\psi_{321}|^2$ for H_μ .

$$n = 4, l = 3, m = 1$$

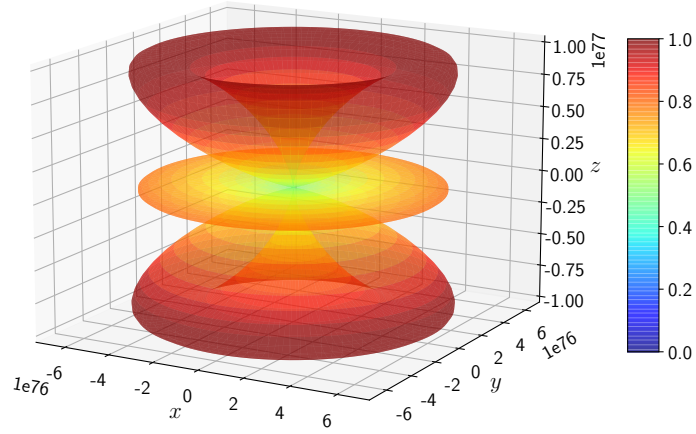


Figure 15: Plot of $|\psi_{431}|^2$ for H_e .

$$n = 4, l = 3, m = 1$$

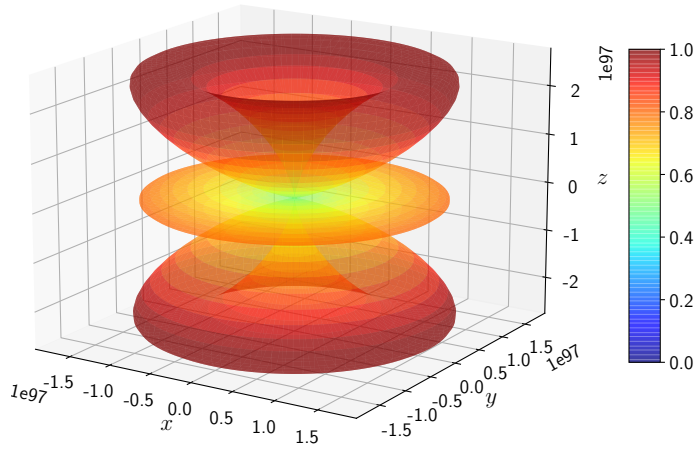


Figure 16: Plot of $|\psi_{431}|^2$ for H_μ .

The probability of finding the particle decreases from red to blue in the density plots.

5.3.1 Observations

- Comparing figures 3 and 4, it is seen that the values differ by a few orders. While the scale for H_e is of the order of 10^{30} , that of H_μ is of the order of 10^{37} .
- The $1s$ state for H_e and H_μ is spherically symmetric as expected.
- When the electron has non-zero angular momentum, the density distributions are no longer spherical. This is the case for p , d and f orbitals. The electron distributions for these orbitals assume a characteristic shape.
 - It can be seen in figures 5 to 8 the electron densities are concentrated in the two lobes which are symmetrical about the x , y and z axes.
 - In H_μ , the scale is much higher than in H_e . It is noted that the density is again zero at the nucleus.
 - Figures 9 to 14 show the electron and muon density distributions obtained for d orbital with $n = 3$ and different l and m values.
 - Figures 15 to 16 show the electron and muon density distributions obtained for f orbital with $n = 4$.
 - It is evident that all the orbitals with the same value of n and l are similar, but differ in their spatial orientations.

5.4 Hydrogenic Spectrum

Here, we will interpret the physical meaning of the values obtained. A comparative study of the energy levels of H_e and H_μ is done, followed by a discussion about their spectra.

In the absence of magnetic and electric field, the hydrogen atom will be in a stationary state. Until and unless energy is absorbed or emitted, the atom's energy will be the same. In quantum mechanics, a particle or a system cannot have any arbitrary energy. Only certain discrete energies are allowed. These are referred to as the Bohr energies. Bohr energy levels depend only on the principal quantum number n , and independent of other quantum numbers such as l , m_l , and m_s . Further, the Bohr energy comprises several closely spaced levels called the fine structure, and hyperfine structure. We restrict ourselves to only Bohr energy levels here.

Table 2 shows the computed Bohr energies for H_e and H_μ atoms. The negative sign means that the particle is in a bound state; here it is bound to the nucleus. The particle in its lowest energy state (ground state) has -13.597eV energy in the case of electron and -2528.004eV energy for muon. The muonic energy levels have more energy than the corresponding electronic energy levels. One can say that the muons are in a deeper energy well than the electrons.

To excite a H_μ it requires more energy than to excite an H_e . The energy levels of H_e correspond to ultra-violet, visible and infrared region in electromagnetic spectrum, whereas those of H_μ correspond to the X-ray region of the electromagnetic spectrum. The atom will make a transition from one energy level to a higher energy level when energy of the incident radiation is equal to the difference. H_e atoms can be excited by UV, visible, and infrared photons; muonic hydrogen atoms can be excited only by X-ray photons. During de-excitation, photons in the corresponding regions are emitted.

Let E_1 represent the energy of one stationary state and E_2 represent the energy of another stationary state. When a photon of frequency $\nu = (E_2 - E_1)/h$ is absorbed by the atom, transition

Table 3: Energy of the emitted photon for electronic hydrogen (H_e) and muonic hydrogen (H_μ) atoms.

n_2	$n_1 = 1$		$n_1 = 2$		$n_1 = 3$		$n_1 = 4$		$n_1 = 5$	
	Lyman series		Balmer series		Paschen series		Brackett series		Pfund series	
	H_e (eV)	H_μ (keV)	H_e (eV)	H_μ (keV)	H_e (eV)	H_μ (MeV)	H_e (eV)	H_μ (MeV)	H_e (eV)	H_μ (keV)
2	10.203	1.896								
3	12.092	2.247	1.889	0.351						
4	12.753	2.370	2.550	0.474	0.661	0.123				
5	13.059	2.427	2.856	0.531	0.967	0.180	0.306	0.057		
6	13.226	2.458	3.023	0.562	1.133	0.211	0.472	0.088	0.166	30.899
7			3.123	0.580	1.233	0.229	0.576	0.106	0.266	49.530
8					1.298	0.241	0.637	0.119	0.331	61.623
9							0.682	0.127	0.376	69.914
10									0.408	75.844

happens from $E_1 \rightarrow E_2$. When the atom transitions from $E_2 \rightarrow E_1$ then a photon of same frequency ν is emitted. From the calculated energy levels of H_e and H_μ we can calculate the emission and/or absorption spectrum using the above formula. In literature, different series in the hydrogen spectrum are given different names. When an atom makes a transition from any higher level to first, second, third, fourth and fifth energy levels, the spectral series corresponding to these are called Lyman, Balmer, Paschen, Brackett, and Pfund series respectively (see Table 3).

Experimentally, when measuring the wavelengths of emission spectrum of muonic atoms, they have to be measured quickly because the mean lifetime of a muon is about $2.2 \mu s$. Experimentalists have measured X-ray spectra of various muonic atoms to study the nuclear structure as the muonic probability density is higher in the vicinity of the nucleus.

6 Conclusion

The computational studies of muonic hydrogen atom imply that the muon orbits are closer to the nucleus as compared to their electronic counterparts.

It is found that the energies of the muonic hydrogen in different states is significantly larger than those of the electronic hydrogen by a few orders of magnitude.

The spectrum of electronic hydrogen is in the UV, visible, and infrared regions of the electromagnetic spectrum whereas for the muonic hydrogen it lies in X-ray region.

7 Acknowledgments

The work in this article was prepared for M.Sc. project conducted in the year 2021. We express our sincere respect and gratitude to our guide, Prof. Sridhar M. A., Department of Studies in Physics, Manasagangotri, Mysuru, for his valuable guidance. We also thank Ms. Akhileshwari P., Research Scholar, Department of Studies in Physics, Manasagangotri, Mysuru, for her constant help and support.

References

- [1] C. S. Wu and L. Wilets. “Muonic Atoms and Nuclear Structure”. In: *Annual Review of Nuclear Science* 19.1 (1969), pp. 527–606.
- [2] B. H. Bransden and C. J. Joachain. *Introduction to Quantum Mechanics*. 1989.
- [3] A. Knecht, A. Skawran, and S. M. Vogiatzi. “Study of Nuclear Properties with Muonic Atoms”. In: *The European Physical Journal Plus* 135.10 (2020), pp. 1–18.
- [4] V. L. Fitch and J. Rainwater. “Studies of X-Rays from Mu- Mesonic Atoms”. In: *Phys. Rev.* 92 (3 1953), pp. 789–800.
- [5] D. Halliday, R. Resnick, and J. Walker. *Fundamentals of Physics*. John Wiley and Sons, New York, 2000.
- [6] D. J. Griffiths and D. F. Schroeter. *Introduction to Quantum Mechanics*. Cambridge University Press, 2018.
- [7] R. J. LeVeque. *Finite Difference Methods for Ordinary and Partial Differential Equations: Steady-State and Time-Dependent Problems*. SIAM, 2007.