

# Electronic Discharge Machine / Warp Drive


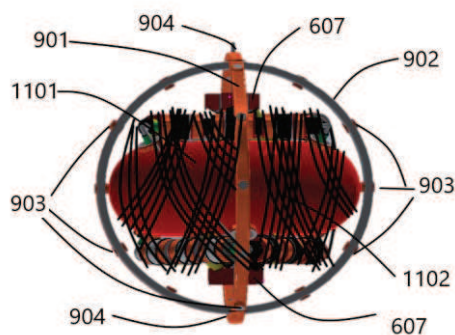
By John I Domazet


## Abstract

This paper will describe the design to a device which is patent pending with the USPTO and that would address Miguel Alcubierre paper about warp drives and his assumption that exotic materials would be required in order to produce negative energy. It is the assertion of this paper that negative energy for a warp drive will not be found under the normal aspects of matter to harness, but rather must be found through the manufacturing of a device that would replicate it.

Essentially, to harness the potential of negative energy, **one must first design a circuit that continually creates and harnesses the inertial moment of a closed circuit. In this quantum “big bang” inertial moment, the negative energy that provides the equal and opposite force within the closed circuit can be moved through the displacement field using capacitor discharge timing and the space it creates within two separate thermally induced circuits.** By using the mathematics behind Maxwell’s demon, the time varying field that creates the displacement current phenomenon is aligned with the time varying of capacitor charge and discharge cycles to create circuits that have their specific orbital spins organized. Within magnetron circuits, three electrode capacitors move the potential of the single anode through internal and external reactions. These reactions and signals are controlled through vacuum tubes and oscillated between twin cells, rectifying and amplifying their waves or particles and organizing them into positive forward and negative backward right-hand moving waves contained within an individual phase of power. This oscillation creates a greater third wave and becomes the first means to **understanding negative energy as a backward moving cold current, that would expel the equal and opposite force normally contained within a hot closed circuit, creating two right hand moving hot and cold currents locked in a thermal exchange within a single phase of power.** Through the use of vacuum tubes, the context of harnessing the potential of light being a wave or a particle becomes very apparent, with the device resembling the theoretical version of a warp drive that would mathematically move to the speed of light.

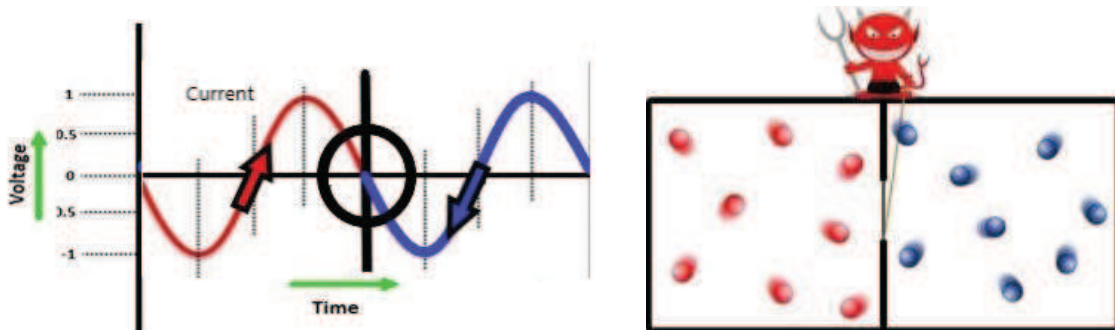
Figure 11





In the mathematical formulas behind Alcubierres warp drive, it indicates the need for exotic matter to travel faster than the speed of light. The paper asserts that the formulas describe the need for an exotic circuit or quantum drive, that is designed like an alternating motor, **simultaneously moving entangled electrical charges in angular and controlled loops, becoming a means to measuring and calculating the one-way speed of light relative to the speed of travelling entangled charges within designated circuits, rather than a perceived physical distance. The design expels the magnetic field contained within a circuit at every given moment in capacitor discharge time and the space it represents within a closed-circuit space, creating superconducting circuits and a magnetic monopole drive that contains a rotating stator and a magnetically stationed rotor.**

The design provides for a means to understanding The Wheeler–Feynman absorber theory, which is derived from the assumption that the solutions of the electromagnetic field equations must be invariant under time-reversal transformation, as are the field equations themselves. A time-reversal invariant theory is more logical and elegant. The device provides a means to understanding Maxwell’s demon as the mathematical means of unlocking the inertial moment of the “God” particle created at every moment a circuit is closed. It is designed to displace the phenomenon behind the time varying displacement field and the current created by absorbing the equal and opposite force of a closed circuit, displacing it onto a separate magnetron cooling circuit, moving the force working against and expelling the magnetic field within to create superconducting thermal loops contained within individual phases of power.



Within the laws of thermodynamics, perpetual motion machines of various kinds are prevented from happening however our laws and knowledge also describes a unique mathematical situation which would provide for a warp drive device that would defy logic. It is therefore important to recognize that when the first laws of thermodynamics were written, they were done so based on our collective understanding and knowledge at the time and after many years, the obvious nature of a thermal equilibrium between three bodies became understood. This knowledge was so fundamental that it changed the order and became known as the Zeroth law of thermodynamics. **This paper describes a design that takes the known laws of science and mathematics to engineer a device that would theoretically change electrical theory.**

The first law of thermodynamics pertains to the conservation of energy and is the understanding that energy transfer exists as either heat or thermodynamic work and relate them to a function of a body's state call Internal energy. The law of conservation of energy states that energy cannot be created nor destroyed and that the total energy of an isolated system is constant. The second law of thermodynamics states that isolated systems will eventually evolve towards thermodynamic equilibrium and the irreversibility of natural processes. **These laws allow for a situation where two initially isolated systems are combined and the internal energy of either system creates a third system which would be equal to the sum of the two initial systems.**



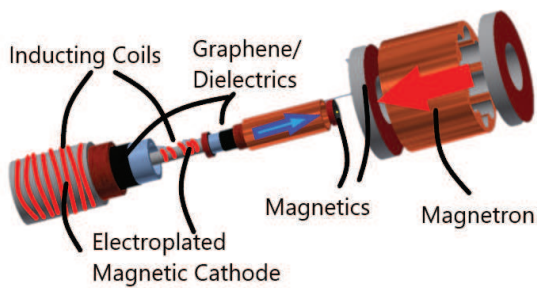
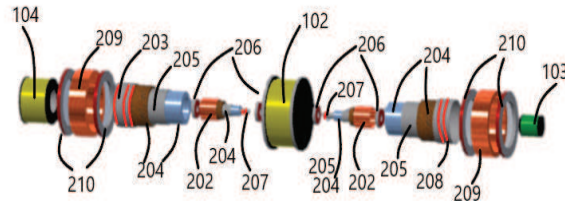
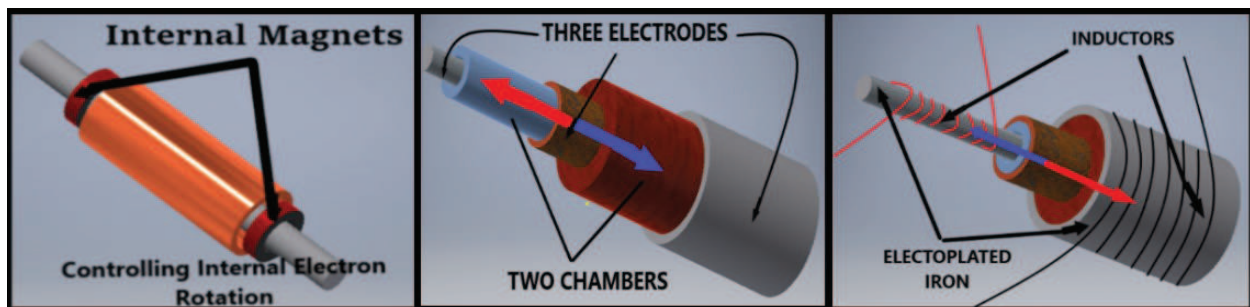


Figure 4

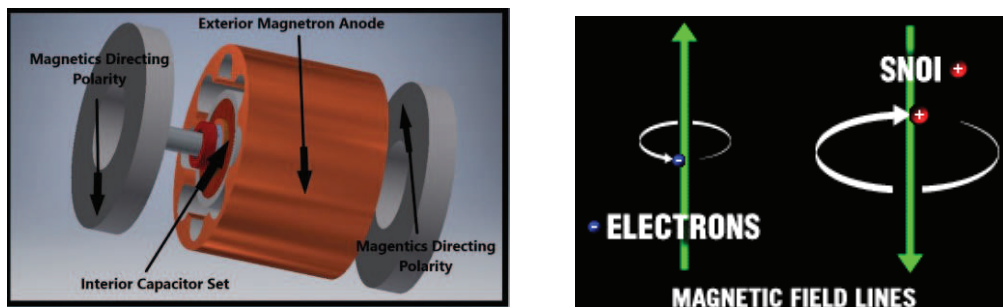


### Description of Design

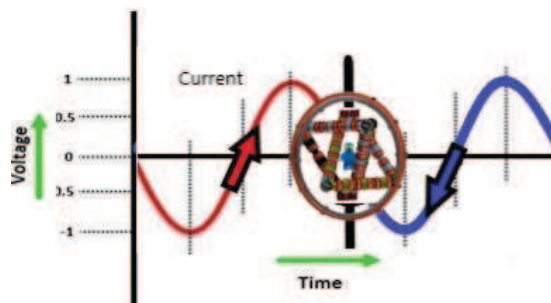
At the heart of the design are three electrode capacitors. These three electrodes act as the three bodies within the zeroth law of thermodynamics, with the two chambers between them the means of transfer. Since electricity is about potential transfer, **it is the potential movement of this single copper anode that is being acted upon.** Each cell contains **appropriate piezo and pyro dielectrics and graphene separator, with the two cathodes being ferromagnetic electro-plated materials that contain appropriate inducting coils.** Oscillating signals introduced through coils moves the potential from the resting state between the three electrode plates. Essentially transformers, the heat normally created and discarded through laminated cores is absorbed by the pressurized dielectrics and graphene, to be used for transfer of charges and providing heat to exterior cathode. **This three-electrode capacitor set is inserted into a magnetron anode, so that the exterior cathode of the capacitor set becomes the interior cathode of the magnetron and where the heat normally used to excite the cathode with a filament is provided by the heat energy from the individual inducting and capacitating functions mentioned.**


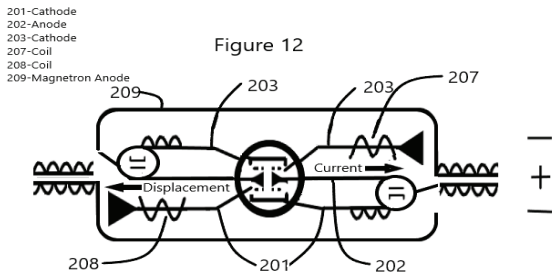


It is important to understand the implications of a graphene separator within three electrode capacitors. Graphene has been known to have the ability to move electrons through as if they have no weight and their specific rotational spin can be filtered through individual reactions, allowing the appropriate spin to be selected for the appropriate circuit. In addition, quickly oscillating signals through crystal semiconducting materials has been known to provide moments of negative inertia and oscillating them 11 octaves apart has been known to shatter cells. A transmission of signals into the inducting coils would begin a movement of capacitance through the three electrodes from a resting state and create a highly charged and controllable environment that would be used for the fundamental useful work of separating the rotations of two isolated system into two right hand rotating, one positive forward and one negative backward moving infinity circuits.

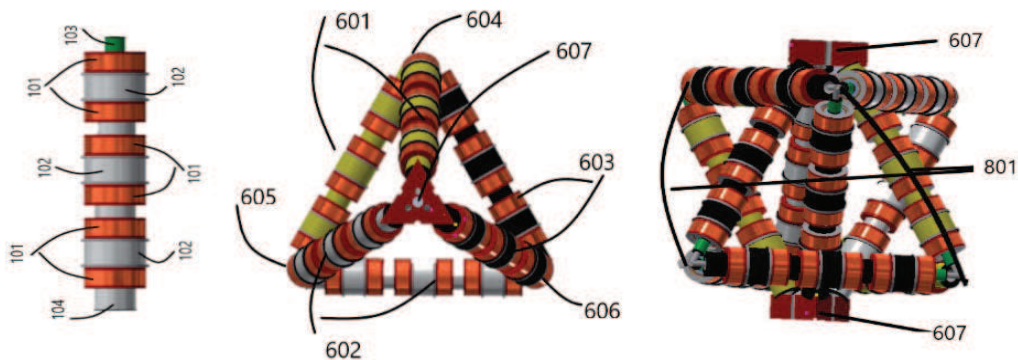


The anode of the capacitor and the magnetron are diamagnetic copper, while the cathodes are electro-plated ferro-magnetic cores. Each anode represents a portion of a circuit, with physical magnets controlling the rotation within each circuit. Through the use of magnetics and graphene separator, the physical orbital spin of electrons is organized and placed into circuits that have magnetic polarities being favoured to represent two right hand rotating circuits. The capacitor anode moves the rotation in one direction, while the magnetron moves the rotation in the opposite rotation. Each of these capacitor/magnetron sets would be considered a half set reaction and requires a twin set to begin the creation of four quadrants, moving two charges in two separate rotating waves. **It is therefore a claim of this paper that the opposite or negative aspect of a backward right-hand moving wave would produce the negative power described in Alcubierre's formulas.**

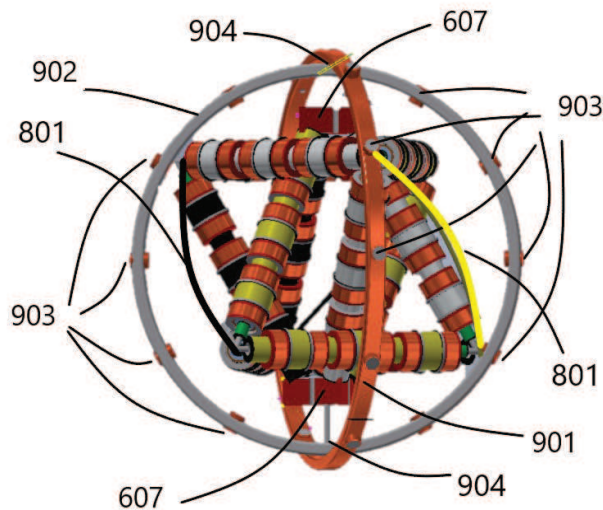




The inducting coils are used to feed screens/grids and rectify the specific wave and filter the direct current to heat opposing plates or cathodes. Alternating and direct current are known to be able to occupy the same circuit without affecting each other. This characteristic will be used to allow the alternating wave signal sent through the coils and the particles exchanged through the electrodes to be filtered and automatically sent to opposing ends to create a thermal oscillation of heating opposing plates or cathodes. This oscillation begins to take shape through the transforming of signals using the magnetic cores and the alternating use of the inducting coils. The control of these alternating signals against these coils would become the time varying control of the charge/discharge cycle of the capacitor/magnetron circuits and as the individual capacitor/magnetron sets are connected to other cells to form lengths, they form angular and geodesic shapes, creating north and south half rotations of a three phased circuit. The capacitor circuit represent a full circuit separation and rotation for three individual phases of power however the circuits are incomplete without connections to the top and bottom points.

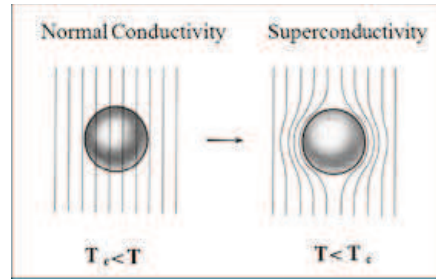



These circuits connect at the top and bottom locations and utilize switching that opens and closes the capacitor/magnetron circuits individually. This action performs the essential operation of pulsating the direct current within and could essentially be considered the frequency of the signals. This switching allows the direct current to begin to behave like alternating, mechanically switching between orbital organized electron rotations. It serves as the switching that continually creates the “big bang” inertial moment of a closed circuit. **The timing of this inertial moment is matched with the timing of the displacement field, which would allow the equal and opposite force within a circuit the opportunity to be moved to the magnetron circuit. The timing of the displacement field, within the thermally looped capacitor charge and discharge cycles, will become the proverbial demon in Maxwell theories and the means to harness the inertial momentary life of Higgs Boson ‘God’ particle before it decays. This is the means to capturing or absorbing negative energy through the harnessing of a heat consuming cold current.**



The **EDM-Electronic Discharge Machine** is designed to replicate the three circuits contained within a normal three phase motor. These three circuits are moving a hot current through capacitors and coils, creating heat against pressurized dielectrics, replacing the energy normally provided through a filament with recycled system heat used to excite the cathode of the magnetron circuit set. It is common knowledge that some conducting materials are able to achieve super conductance through high or low thermal temperatures fluctuations, removing all resistance by expelling magnetic fields. The explanation generally accepted for either high or low temperature superconductors is not the same and serve as evidence that the explanation is not satisfactory.

It is my belief that the effect of expelling the magnetic field within a circuit can be accomplished by achieving a temperature differential between equal and opposite internal forces. The creation of two waves within one cycle of power, creates two half producing cycles and the opportunity to combine for one constantly producing wave. It would expel the magnetic field contained within, removing the resistance and creating superconducting circuits of hot and cold currents locked in a thermal resonance between each other.



The design addresses the concept of two waves oscillating with each other and the idea that the appropriate wave oscillation will cancel or create a greater third wave. The design moves two electric fields and the magnetic fields associated with each, at the same time by creating another circuit within a single phase of power. **It creates a cold current by consuming the heat created by a hot current, separating to create two right hand rotating circuits, moving the hot current forward and the cold current backward through capacitor discharge time. The timed capacitor discharges become the amount of current that is discharged through each set, with the producing half of each wave being separated and selected through oscillations to create a new constantly producing hot/cold thermal equilibrium circuit.**

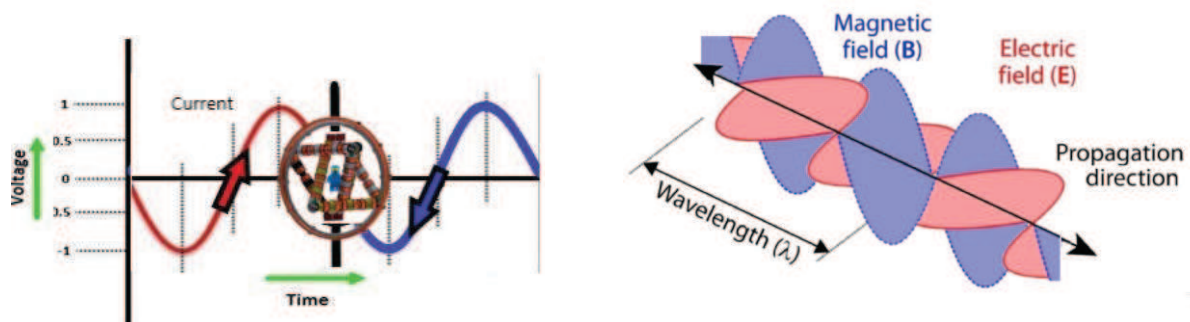
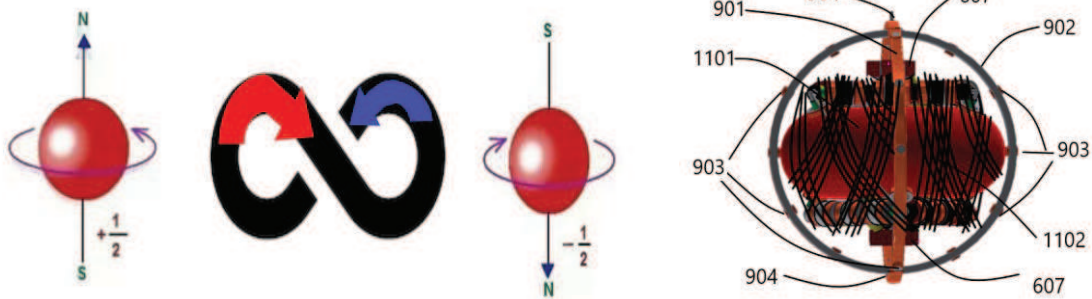
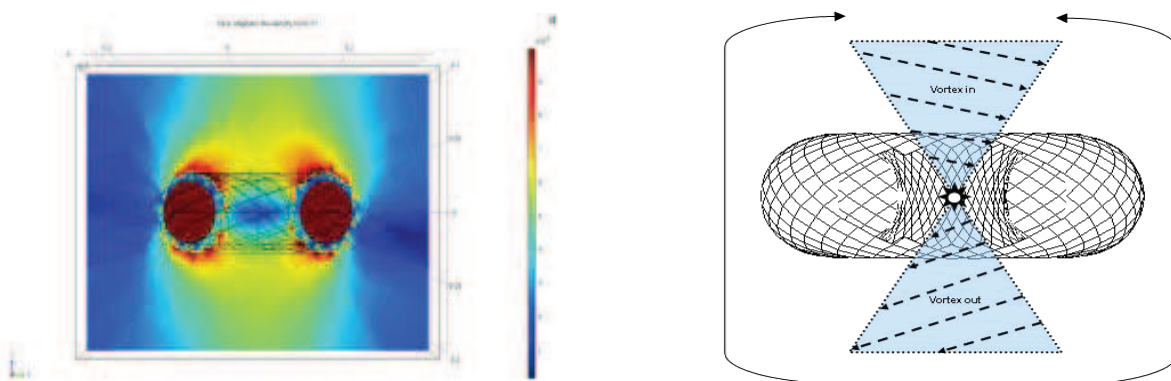




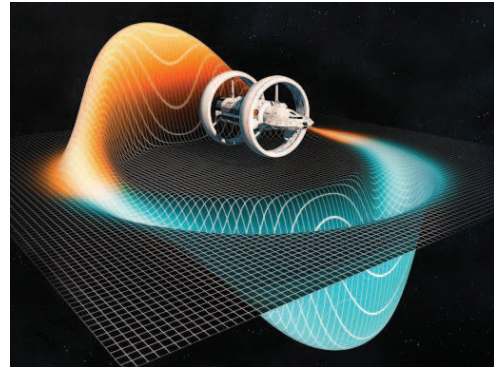
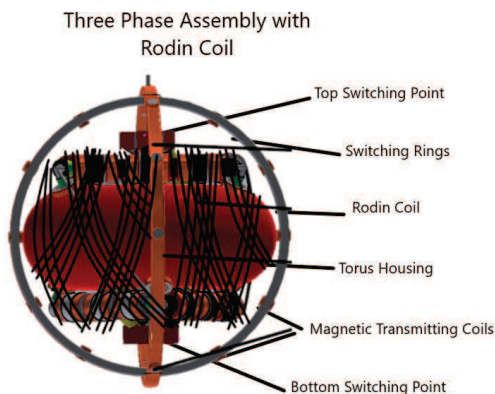
Figure 11



As described, the electronic discharge machine resembles the functioning of an alternating current motor. The three capacitor/magnetron circuits represent the interior static portion or half cycle of the three phases or circuits of the drive and would still require another coil that wraps around the device and assists with the electromagnetic movements. This coil would take the shape of a toroid and would replicate the Marko Rodin Vortex coil, which would move electric and magnetic fields in angular and geodesic fashion through the use of inducting coils and capacitor plates. **Oscillating frequencies from the torus shaped coil creates signals and static through the capacitor/magnetron cells and starts a chain of events through vacuum tubes, filtering waves and particles, attempting to time the inertial moment of a switching circuit, to create two cycles within each of the three closed circuits.** This inertial moment is harnessed by matching the time varying of the displacement field, with the time varying of capacitor charge and discharge cycles, in order to release the equal and opposite force onto a circuit of its own.





It is important to note that within Alcubierres paper, the mathematical description of a donut or toroid shape drive is envisioned however not specifically described. The toroid shell that maintains the wire formation for the EDM would be of a ferromagnetic material and would be used as an electromagnetically stationed rotor or ship hull for a scaled version. The switching rings described for the EDM are also identical to the description provided for a warp drive that contains positive and negative energies that circle a donut shape ship.



The 2<sup>nd</sup> law of thermodynamics prevents perpetual motions machines however the mathematics behind our calculations continues to indicate that a statistically improbable design is still theoretically possible. The design of the EDM-Electronic Discharge Machine provides for a concept that would provide an electromagnetic drive which would filter the potential of light being a wave or a particle, resembling a scaled version of a theoretical warp drive design which would travel at the speed of light. The design explains the concept of negative energy described within the mathematics of Alcubierres paper by providing a circuit that expels the magnetic field at every given point in capacitor discharge time and circuit space, to combine the energy of two isolated systems into one.

Alcubierre formulas describe a specific device which fits within the mathematical formulas however would manage to circumvent time and space. The formulas are specific with their descriptions which includes a ship designed to have its energy source oscillating positive and negative energies on the outside of the capsule, with the ships shape described as a bubble. The positive and negative energies would be superconductive and would move forward and backward through waves. The physics describes an EDM – Electronic Discharge Machine, that harnesses the potential of light being a wave or a particle within thermal vacuum circuits exactly resembles a scaled version of a theoretical design that describes a mathematical probability of a warp drive machine that harnesses the speed of light by moving simultaneously oscillating positive and negative energies in angular fashion around a torus bubble.



We understand the laws of thermodynamics and the fact that nature's creation must be understood and respected in order to replicate its actions. The concepts within general relativity do not exclude the concepts discussed. Maxwell's theories themselves include a fictitious current to explain phantom fields and his demon explains a mathematical possibility that a design exists that would harness this potential moment of entropy of a closed circuit by creating a thermal equilibrium. Through the EDM's use of vacuum tubes, the concept of separating light as either a wave or a particle can be described as harnessing the potential of light and through the use of mathematics, we describe a device that would bend our material knowledge of positive and negative energies, as well as the concept of space and time, by moving faster than the speed of light.