

“The Spreading and Invasion of Bacteriophages and Virulent Agents to Health Cells and MHC (MAJOR HISTOCOMPATIBILITY COMPLEX) Response.”

by Imrich KRIŠTOF^a

^aphone +420 737 986 093, +420 703 128 742, imrik@atlas.cz

Abstract:

This new paper describes the nowadays phenomena virion diseases, like for example Covid-19, herpes virion, influenza virion, cancer virion and HIV. Contemporary Biotech science even can resolve this difficult situation of health of whole world population. In some case can successfully regenerated, reanimated, restart the health for people in the most exploitated regions or countries on the whole world. Also has the great sigificance discoveries criper/Cas9, genetic scissors which can improve the genome of whole world population. (Jennifer A. Doudna, Enmanuella Charpentierová, Nobel Prize for chemistry in 2020).

1. Introduction

In these days is still actual spreading of CORONAVIRUS COVID 19. This text striving to sketched the illustration situation of this difficult situation. The Author of Sketch describe evolution of procaryot to eucaryot cells with its compartments, and illustrated the evolution from fags to virions.




Fig. 1. Bacteriophages, shortly fag a common name for virion which infected.

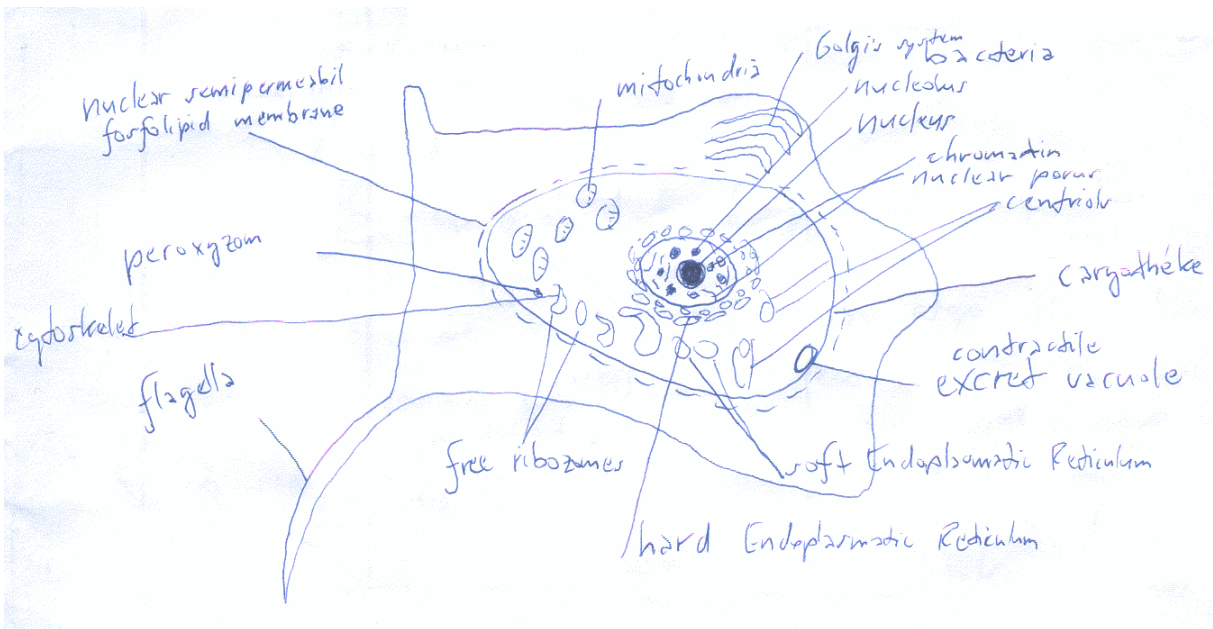


Fig. 2. Eucaryot bacteria (cell), In Czech NUCLEARIA monocells and polycells organism.

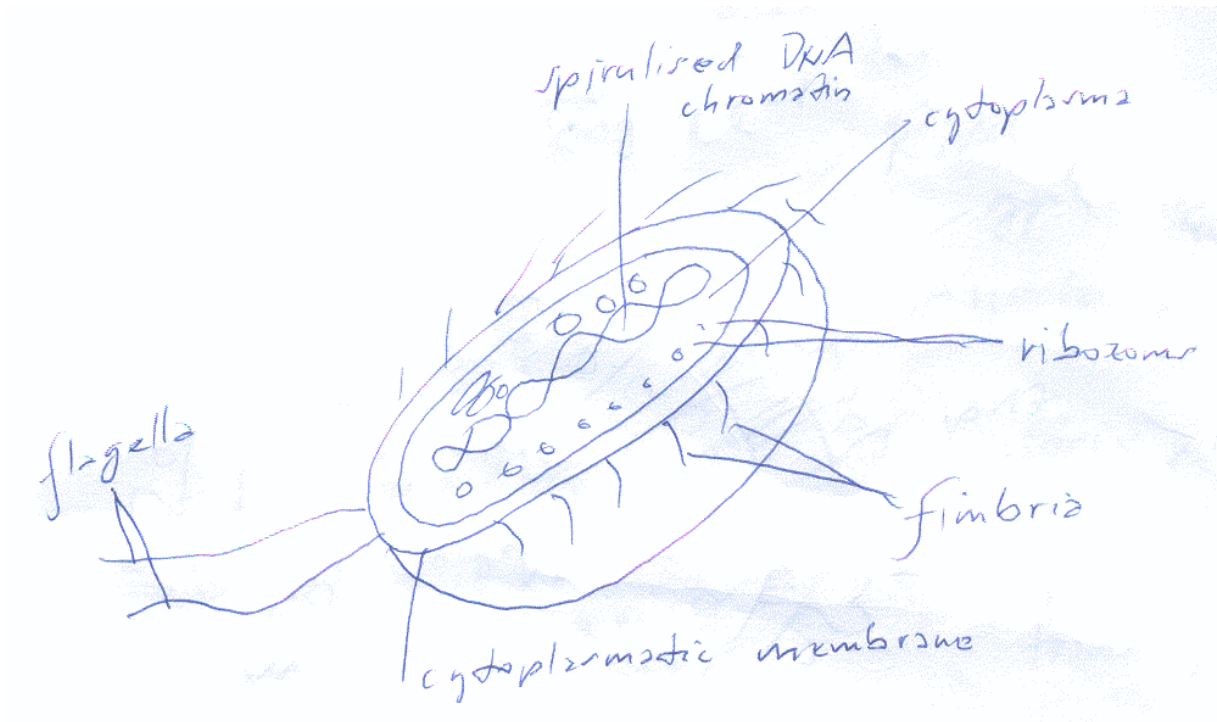


Fig. 3. Procaryot cell (Bacteria). Age of evolution 3 – 3,5 billion years, simpliest than Eucaryot cell.

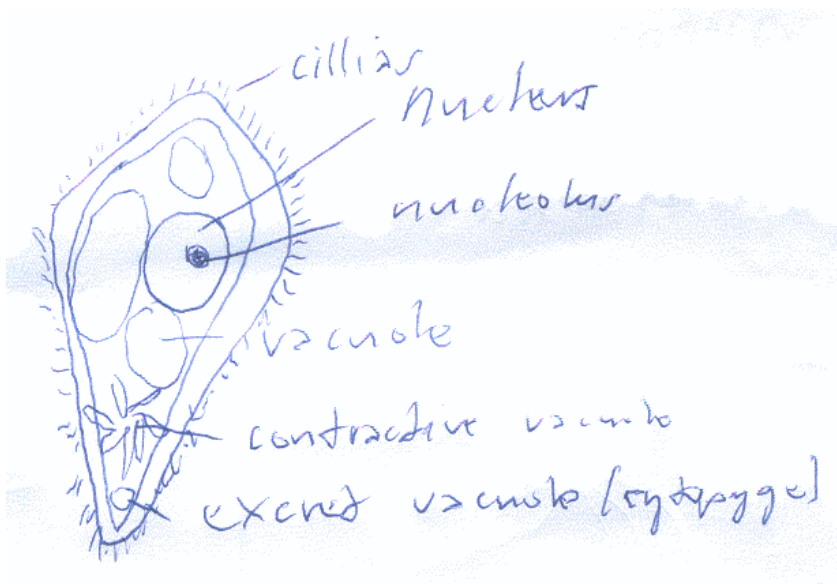


Fig. 4. Paramecium caudatum.




Fig. 5. *Euglena viridis* (Flagellata).

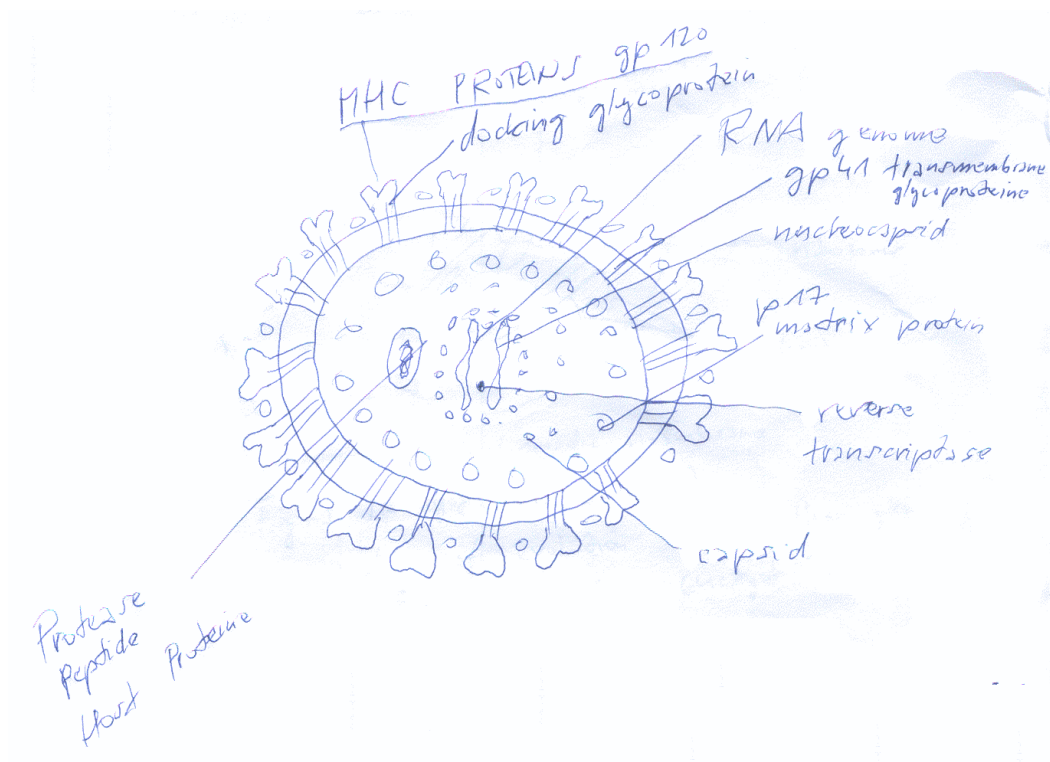


Fig. 6. VIRION AND MHC COMPLEX, VIRION OF CORONAVIRUS AND INFLUENZA VIRION (HERPES VIRION).

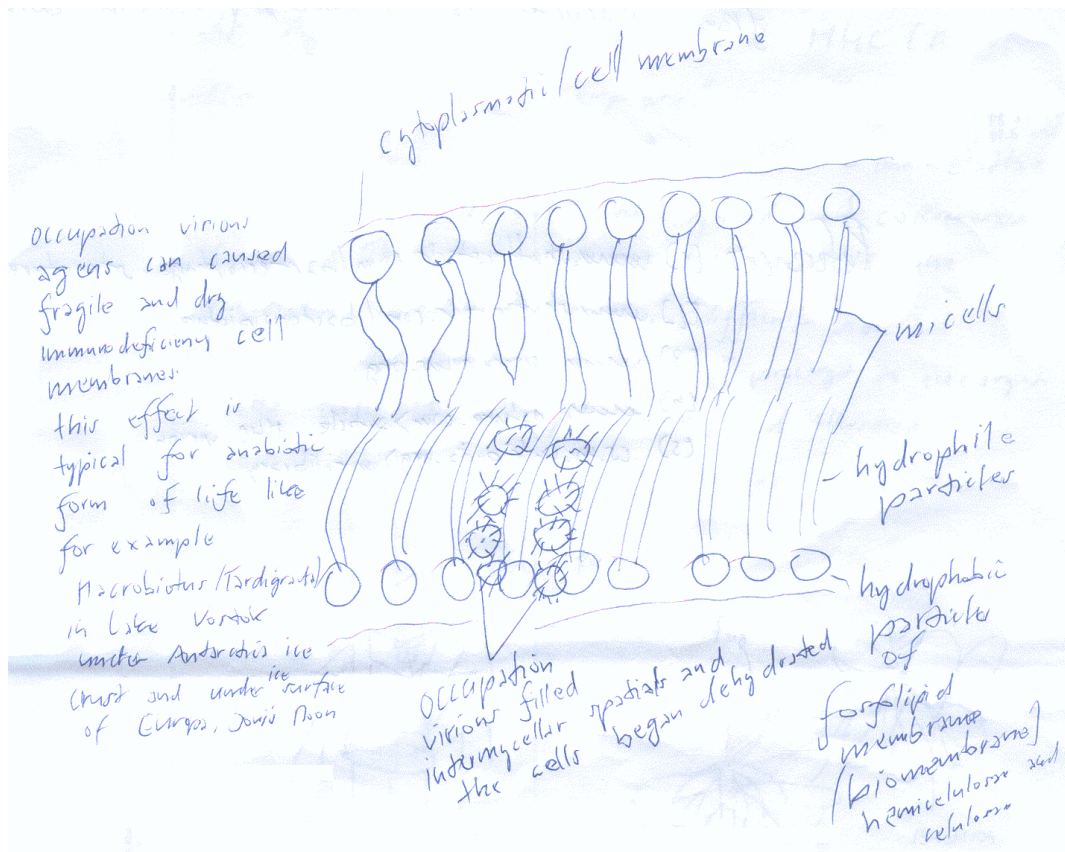


Fig. 7. Scheme of infection virion penetrating through the cytoplasmic membrane, Author of Concept: Imrich KRIŠTOF, M.Sc.

Coment no. 1 Prof. RNDr. Antonín Holý, DrSc. He discovered and improved the virostatics. Antiherpetikum DUVIRAGEL, VISTID, VIREAD, HEPSERA, CIDOFOVIR (GILEAD), REMDESIVIR, THESE PREPARATES WERE DEVELOPED IN LACHEMA BRNO, CZECH REPUBLIC.

2. Conclusion

The understanding of process infection of coronavirus can help scientist and medicians to resolve effective medicaments to stop the binary (exponential) mitotic process of infection virions, bacterias or fags. Highly described proces is artificial phenomenna based on natural life cellular systems.

3. Acknowledgements

At the first I must Thank to My Loved Mother Yvonne Křištofová, further Thanks belongs to my personal doctor M.D. Ivan Tesař and M.Dr. Susan Svehláková from PSY HOSPITAL BRNO Chernovice.

Further Thanks belongs to my Prof. RNDr. MILAN GELNAR, Dr.Sc. to memory Prof. RNDr. Edmund Sedlák, CSc. from FACULTY OF SCIENCE AT MASARYK UNIVERSITY, BRNO.

I want also thank to IT Specially Ing. Josef Pokorný for the converse the text and conception and correction this article.

References

- [1] <https://www.shutterstock.com/cs/search/structure+of+bacteriophage>
- [2] <https://www.shutterstock.com/cs/search/bacteria>
- [3] <https://www.sciencenews.org/>
- [4] https://www.nature.com/articles/nm0301_344?proof=t
- [5] https://cs.wikibooks.org/wiki/Wikiknihy:Hlavn%C3%AD_strana