

Complex Problems at Speed of Light

Many of the most challenging optimization problems encountered in various disciplines of science and engineering, from biology and drug discovery to routing and scheduling can be reduced to NP-complete problems. [28]

AMOLF researchers and their collaborators from the Advanced Science Research Center (ASRC/CUNY) in New York have created a nanostructured surface capable of performing on-the-fly mathematical operations on an input image. [27]

Narimanov has gone a step further in abstracting the imaging process by only considering information transfer, independently of how that information is encoded. [26]

A UCLA research team has devised a technique that extends the capabilities of fluorescence microscopy, which allows scientists to precisely label parts of living cells and tissue with dyes that glow under special lighting. [25]

Social, economic, environmental and health inequalities within cities can be detected using street imagery. [24]

Citizen science is a boon for researchers, providing reams of data about everything from animal species to distant galaxies. [23]

In early 2018, with support from IBM Corporate Citizenship and the Danish Ministry for Foreign Affairs, IBM and the Danish Refugee Council (DRC) embarked on a partnership aimed squarely at the need to better understand migration drivers and evidence-based policy guidance for a range of stakeholders. [22]

Scientists at the Allen Institute have used machine learning to train computers to see parts of the cell the human eye cannot easily distinguish. [21]

Small angle X-ray scattering (SAXS) is one of a number of biophysical techniques used for determining the structural characteristics of biomolecules. [20]

A deep neural network running on an ordinary desktop computer is interpreting highly technical data related to national security as well as—and sometimes better than—today's best automated methods or even human experts. [19]

Scientists at the National Center for Supercomputing Applications (NCSA), located at the University of Illinois at Urbana-Champaign, have pioneered the use of GPU-accelerated deep learning for rapid detection and characterization of gravitational waves. [18]

Researchers from Queen Mary University of London have developed a mathematical model for the emergence of innovations. [17]

Quantum computers can be made to utilize effects such as quantum coherence and entanglement to accelerate machine learning. [16]

Neural networks learn how to carry out certain tasks by analyzing large amounts of data displayed to them. [15]

*Who is the better experimentalist, a human or a robot? When it comes to exploring synthetic and crystallization conditions for inorganic gigantic molecules, actively learning machines are clearly ahead, as demonstrated by British Scientists in an experiment with polyoxometalates published in the journal *Angewandte Chemie*. [14]*

Machine learning algorithms are designed to improve as they encounter more data, making them a versatile technology for understanding large sets of photos such as those accessible from Google Images. Elizabeth Holm, professor of materials science and engineering at Carnegie Mellon University, is leveraging this technology to better understand the enormous number of research images accumulated in the field of materials science. [13]

With the help of artificial intelligence, chemists from the University of Basel in Switzerland have computed the characteristics of about two million crystals made up of four chemical elements. The researchers were able to identify 90 previously unknown thermodynamically stable crystals that can be regarded as new materials. [12]

The artificial intelligence system's ability to set itself up quickly every morning and compensate for any overnight fluctuations would make this fragile technology much more useful for field measurements, said co-lead researcher Dr Michael Hush from UNSW ADFA. [11]

Quantum physicist Mario Krenn and his colleagues in the group of Anton Zeilinger from the Faculty of Physics at the University of Vienna and the Austrian Academy of Sciences have developed an algorithm which designs new useful quantum experiments. As the computer does not rely on human intuition, it finds novel unfamiliar solutions. [10]

Researchers at the University of Chicago's Institute for Molecular Engineering and the University of Konstanz have demonstrated the ability to generate a quantum logic operation, or rotation of the qubit, that - surprisingly—is intrinsically resilient to noise as well as to variations in the strength or duration of the control. Their achievement is based on a geometric concept known as the Berry phase and is implemented through entirely optical means within a single electronic spin in diamond. [9]

New research demonstrates that particles at the quantum level can in fact be seen as behaving something like billiard balls rolling along a table, and not merely as the

probabilistic smears that the standard interpretation of quantum mechanics suggests. But there's a catch - the tracks the particles follow do not always behave as one would expect from "realistic" trajectories, but often in a fashion that has been termed "surrealistic." [8]

Quantum entanglement—which occurs when two or more particles are correlated in such a way that they can influence each other even across large distances—is not an all-or-nothing phenomenon, but occurs in various degrees. The more a quantum state is entangled with its partner, the better the states will perform in quantum information applications. Unfortunately, quantifying entanglement is a difficult process involving complex optimization problems that give even physicists headaches. [7]

A trio of physicists in Europe has come up with an idea that they believe would allow a person to actually witness entanglement. Valentina Caprara Vivoli, with the University of Geneva, Pavel Sekatski, with the University of Innsbruck and Nicolas Sangouard, with the University of Basel, have together written a paper describing a scenario where a human subject would be able to witness an instance of entanglement—they have uploaded it to the arXiv server for review by others. [6]

The accelerating electrons explain not only the Maxwell Equations and the Special Relativity, but the Heisenberg Uncertainty Relation, the Wave-Particle Duality and the electron's spin also, building the Bridge between the Classical and Quantum Theories.

The Planck Distribution Law of the electromagnetic oscillators explains the electron/proton mass rate and the Weak and Strong Interactions by the diffraction patterns. The Weak Interaction changes the diffraction patterns by moving the electric charge from one side to the other side of the diffraction pattern, which violates the CP and Time reversal symmetry.

The diffraction patterns and the locality of the self-maintaining electromagnetic potential explains also the Quantum Entanglement, giving it as a natural part of the relativistic quantum theory.

Contents

Preface	5
Solving complex problems at the speed of light	6
Mathematics at the speed of light	7
Nanostructured metasurface	8
Edge detection	8
Blurry imaging limits clarified thanks to information technology	9
Deblurring imaging.....	10

Decoding the messages in an image	10
Researchers convert 2-D images into 3-D using deep learning	11
Inequalities in the UK can be detected using deep learning image analysis	12
Local shops and disrepair	13
AI adjusts for gaps in citizen science data	13
Machine learning in action for the humanitarian sector	14
The forecasting system	15
Causal inference	16
What's next?	17
Machine learning technique to predict human cell organization published in nature methods	17
Machine learning classifies biomolecules	19
Using machine learning	21
Predicting structural parameters	21
Enhanced detection of nuclear events, thanks to deep learning	21
Scientists pioneer use of deep learning for real-time gravitational wave discovery	23
Mathematicians develop model for how new ideas emerge	24
Rise of the quantum thinking machines	26
A Machine Learning Systems That Called Neural Networks Perform Tasks by Analyzing Huge Volumes of Data	27
Active machine learning for the discovery and crystallization of gigantic polyoxometalate molecules	28
Using machine learning to understand materials	29
Artificial intelligence helps in the discovery of new materials	30
Machine learning aids statistical analysis	30
Unknown materials with interesting characteristics	31
Physicists are putting themselves out of a job, using artificial intelligence to run a complex experiment	31
Quantum experiments designed by machines	32
Moving electrons around loops with light: A quantum device based on geometry	33
Quantum geometry	33
A light touch	33
A noisy path	34
Researchers demonstrate 'quantum surrealism'	34
Physicists discover easy way to measure entanglement—on a sphere	36

An idea for allowing the human eye to observe an instance of entanglement	37
Quantum entanglement.....	38
The Bridge	38
Accelerating charges	38
Relativistic effect	38
Heisenberg Uncertainty Relation	39
Wave – Particle Duality	39
Atomic model.....	39
The Relativistic Bridge	39
The weak interaction	40
The General Weak Interaction.....	41
Fermions and Bosons	41
Van Der Waals force	41
Electromagnetic inertia and mass.....	42
Electromagnetic Induction	42
Relativistic change of mass	42
The frequency dependence of mass	42
Electron – Proton mass rate	42
Gravity from the point of view of quantum physics	42
The Gravitational force.....	42
The Higgs boson	43
Higgs mechanism and Quantum Gravity	44
What is the Spin?.....	44
The Graviton	44
The Secret of Quantum Entanglement	45
Conclusions	45
References	45

Author: George Rajna

Preface

Physicists are continually looking for ways to unify the theory of relativity, which describes largescale phenomena, with quantum theory, which describes small-scale phenomena. In a new

proposed experiment in this area, two toaster-sized "nanosatellites" carrying entangled condensates orbit around the Earth, until one of them moves to a different orbit with different gravitational field strength. As a result of the change in gravity, the entanglement between the condensates is predicted to degrade by up to 20%. Experimentally testing the proposal may be possible in the near future. [5]

Quantum entanglement is a physical phenomenon that occurs when pairs or groups of particles are generated or interact in ways such that the quantum state of each particle cannot be described independently – instead, a quantum state may be given for the system as a whole. [4]

I think that we have a simple bridge between the classical and quantum mechanics by understanding the Heisenberg Uncertainty Relations. It makes clear that the particles are not point like but have a dx and dp uncertainty.

Solving complex problems at the speed of light

Many of the most challenging optimization problems encountered in various disciplines of science and engineering, from biology and drug discovery to routing and scheduling can be reduced to NP-complete problems. Intuitively speaking, NP-complete problems are "hard to solve" because the number of operations that must be performed in order to find the solution grows exponentially with the problem size. The ubiquity of NP-complete problems has led to the development of dedicated hardware (such as optical annealing and quantum annealing machines like "D-Wave") and special algorithms (heuristic algorithms like simulated annealing).

Recently, there has been a growing interest in solving these hard combinatorial problems by designing optical machines. These optical machines consist of a set of optical transformations imparted to an optical signal, so that the optical signal will encode the solution to the problem after some amount of computation. Such machines could benefit from the fundamental advantages of optical [hardware](#) integrated into [silicon photonics](#), such as low-loss, parallel processing, optical passivity at low optical powers and robust scalability enabled by the development of fabrication processes by the industry. However, the development of compact and fast photonic hardware with dedicated algorithms which optimally utilize the capability of this hardware, has been lacking.

Today, the path to solving NP-complete problems with integrated photonics is open due to the work of Charles Roques-Carmes, Dr. Yichen Shen, Cristian Zanoci, Mihika Prabhu, Fadi Atieh, Dr. Li Jing, Dr. Tena Dubček, Chenkai Mao, Miles Johnson, Prof. Vladimir Čeperić, Prof. Dirk Englund, Prof. John Joannopoulos, and Prof. Marin Soljačić from MIT and the Institute for Soldier Nanotechnologies, published in *Nature Communications*. In this work, the MIT team developed an algorithm dedicated to solving the well-known NP-complete Ising problem with photonics hardware.

Originally proposed to model magnetic systems, the Ising model describes a network of spins that can point only up or down. Each spin's energy depends on its interaction with neighboring spins—in a ferromagnet, for instance, the positive interaction between nearest neighbors will incentivize each spin to align with its closest neighbors. An Ising machine will tend to find the spin

configuration that minimizes the total energy of the spin network. This solution can then be translated into the solution of other optimization problem.

Heuristic Ising machines, like the one developed by the MIT team, only yields a candidate solution to the problem (which is, on average, close to the optimal solution). However, algorithms that always find the exact [solution](#) to the problem are difficult to apply to large problem sizes, as they would often have to run for hours, if not days, to terminate. Therefore, heuristic algorithms are an alternative to exact algorithms, since they provide fast and cheap solutions to hard problems.

The researchers were guided by their knowledge of fundamental photonics. Professor Marin Soljačić from MIT explains: "Optical computing is a very old field of research. Therefore, we had to identify which recent advances in photonic hardware could make a difference. In other words, we had to identify the value proposition of modern photonics." Graduate student Charles Roques-Carmes adds: "We identified this value proposition to be: (a) performing fast and cheap fixed matrix multiplication and; (b) performing noisy computation, which means that the result of the computation slightly varies from one run to the other, a little bit like flipping a coin. Therefore, these two elements are the building blocks of our work."

While developing this algorithm and benchmarking it on various problems, the researchers discovered a variety of related algorithms that could also be implemented in photonics to find solutions even faster. Postdoctoral associate Dr. Yichen Shen is enthusiastic about the prospect of this work: "The field of enhancing computing capability with integrated photonics is currently booming, and we believe this work can be part of it. Since the algorithm we developed optimally leverages the strengths and weaknesses of photonic hardware, we hope it could find some short-term application." The MIT research team is currently working in collaboration with others towards realizing proof-of-concept experiments and benchmarking their [algorithm](#) on photonic hardware, versus other photonic machines and conventional algorithms running on computers. [28]

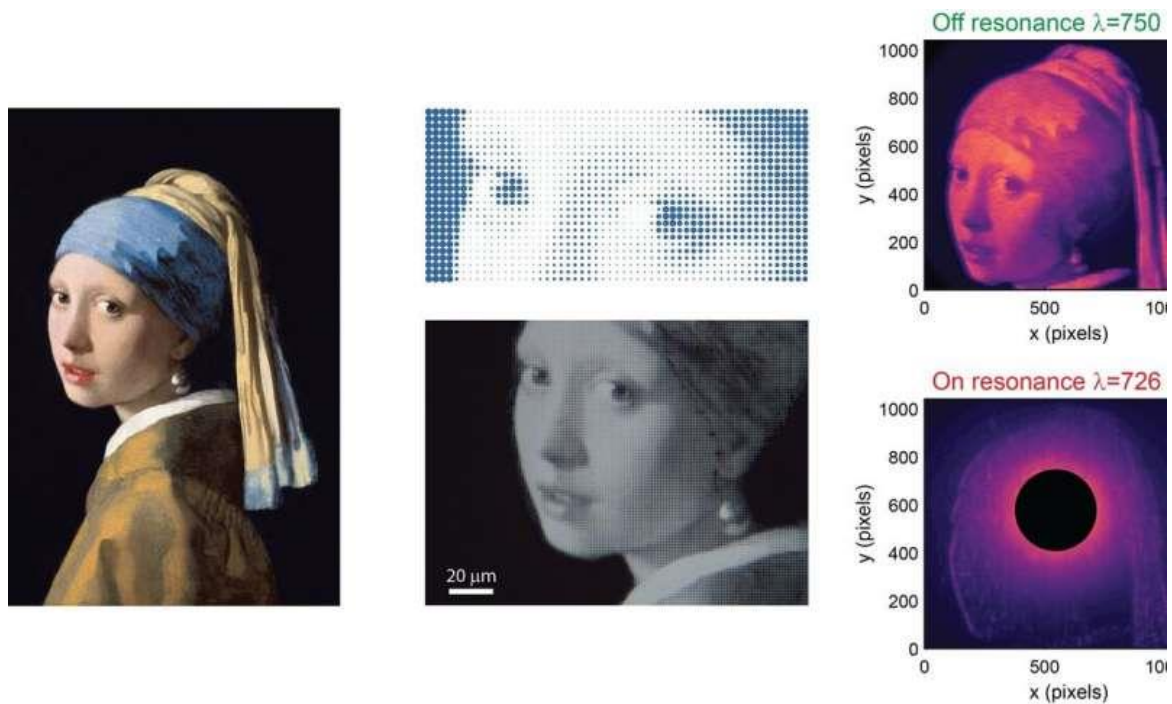
Mathematics at the speed of light

AMOLF researchers and their collaborators from the Advanced Science Research Center (ASRC/CUNY) in New York have created a nanostructured surface capable of performing on-the-fly mathematical operations on an input image. This discovery could boost the speed of existing imaging processing techniques and lower energy usage. The work enables ultrafast object detection and augmented reality applications. The researchers publish their results today in the journal *Nano Letters*.

Image processing is at the core of several rapidly growing technologies, such as augmented reality, autonomous driving and more general object recognition. But how does a computer find and recognize an object? The initial step is to understand where its boundaries are, hence edge detection in an image becomes the starting point for image recognition. Edge detection is typically performed digitally using integrated [electronic circuits](#) implying fundamental speed limitations and high energy consumption, or in an analog fashion which requires bulky optics.

Nanostructured metasurface

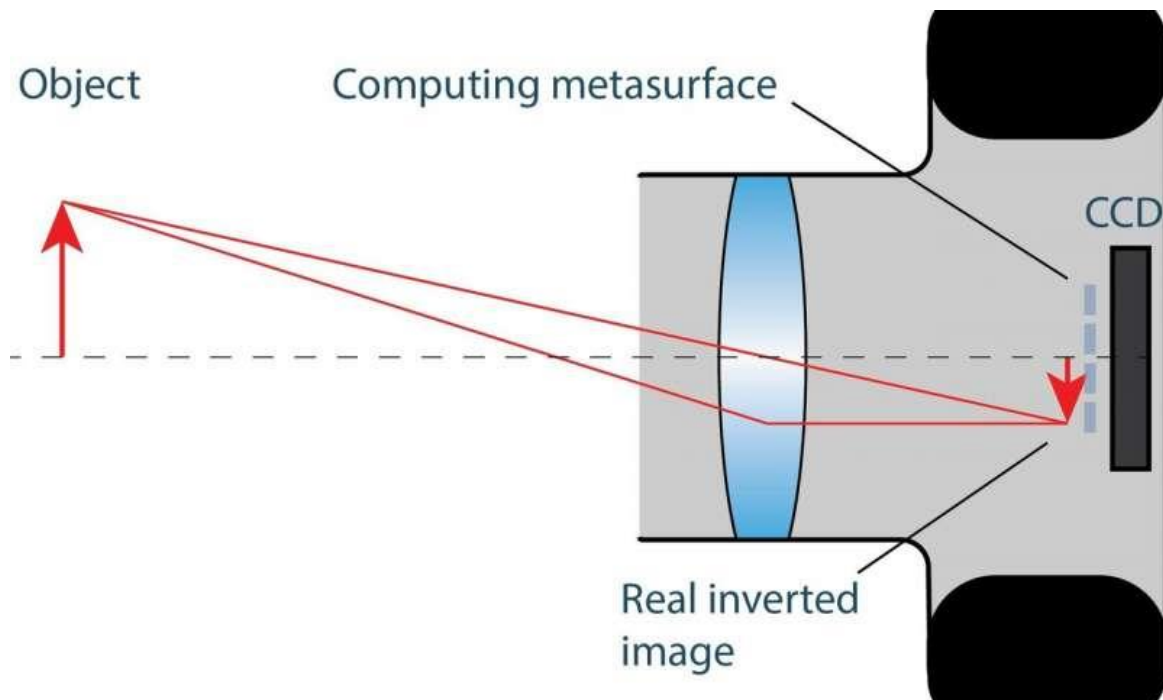
In a completely new approach, AMOLF Ph.D. student Andrea Cordaro and his co-workers created a special "[metasurface](#)," a transparent substrate with a specially designed array of silicon nanobars. When an image is projected onto the metasurface, the transmitted light forms a new image that shows the edges of the original. Effectively, the metasurface performs a mathematical derivative operation on the image, which provides a direct probe of edges in the image. In a first experiment, an image of the AMOLF logo was projected onto the metasurface. At a specially designed wavelength (726 nm), a clear image of the edges is observed. The mathematical transformation results from the fact that each spatial frequency that composes the image has a tailored transmission coefficient through the metasurface. This tailored transmission is the result of a complex interference of light as it propagates through the metasurface.



(left) *Meisje met de parel* (J. Vermeer, circa 1665, collection Mauritshuis, The Hague, the Netherlands); (center) chrome nano-dots replica; (right-top) normal image taken under off-resonant conditions; (right-bottom) edge image taken on resonance. Credit: AMOLF

Edge detection

To demonstrate edge detection experimentally on an image the researchers created a miniature version of the painting *Meisje met de parel* (Girl with a Pearl Earring, J. Vermeer) by printing tiny chromium dots onto a transparent substrate. If the image is projected onto the metasurface using off-resonant illumination ($\lambda = 750$ nm) the original image is clearly recognized. In contrast, if the illumination has the right color ($\lambda = 726$ nm) the edges are clearly resolved in the transformed image.



Direct integration of metasurface in a camera with CCD chip. Credit: AMOLF

This new optical computing and imaging technique operates at the speed of light and the mathematical operation itself consumes no energy as it involves only passive optical components. The metasurface can be readily implemented by placing it directly onto a standard CCD or CMOS detector chip, opening new opportunities in hybrid optical and electronic computing that operates at low cost, low power, and small dimensions. [27]

Blurry imaging limits clarified thanks to information technology

Although we're told a picture speaks a thousand words, that cliché seriously underestimates the value of a good image. Our understanding of how the world works is simplified by our ability to turn data into images. Imaging is at the heart of science: if it can be measured, it will be turned into an image to be analyzed.

The limiting factor of imaging is [resolution](#). How close can two objects be before an [imaging system](#) reduces them to a single blurred spot? That question was initially answered by Ernst Abbe in 1873. He theorized that if two objects are closer than about one-half wavelength, they cannot be resolved. Abbe obtained his limit by considering how diffraction by a lens would blur a point source.

For about a century, Abbe's diffraction limit was taken as a scientific truth. Sure, you could play some games with the illuminating light and the imaging medium to get a factor of two or three, but factors of ten or 100 were inconceivable. That has now changed, with many imaging techniques able to resolve beyond Abbe's diffraction limit, which now lies shattered in the corner of science's workshop beneath the shadow of two Nobel prizes. But is there still a limit? How close can two

objects be before they blur into a single spot? This is the question that Evgenii Narimanov from Purdue University has sought to answer in a recent *Advanced Photonics* paper.

Deblurring imaging

When it comes to imaging, it is a good deal simpler to set aside the concept of diffraction and think instead about information. When an object is imaged, light is scattered by the object towards the imaging system. The [spatial pattern](#), or information, of the image is carried by the spatial frequencies of the light. To recover an accurate image, the imaging system must transmit those spatial frequencies without modifying them. But, every system has its limits, so the contribution of some spatial frequencies will be lost.

The resulting image is made by recombining the spatial frequencies that are transmitted by the imaging system. If the imaging system cannot transmit frequencies above a certain limit, then the image will not contain that information, resulting in blurring. If you consider the imaging system as able to transmit spatial frequencies up to a cutoff frequency, but unable to transmit frequencies above the cutoff, then the resulting image resolution will be exactly as predicted by Abbe (but with simpler mathematics).

Indeed, the information transmitted by an imaging system is described by exactly the same maths as used by engineers studying the transmission of data down telephone wires, which allows the tools of information theory to be used to predict the performance of imaging systems.

Decoding the messages in an image

Narimanov has gone a step further in abstracting the imaging process by only considering information transfer, independently of how that information is encoded. When that is done, the resolution of an image is determined only by the mutual information shared between the [object](#) and the image. In this framework, which is independent of all functional details, the resolution limit is given by the noise introduced during information transfer. In practice the noise is due to the detector, light scattering, fluctuations in illumination conditions, and many more details.

By taking this abstract approach, Narimanov was able to produce a theory that predicts the best possible resolution for an image based only on the ratio between the strength of the signal and the amount of noise. The higher the signal-to-noise ratio, the better the possible resolution.

Leveraging this theory, the paper also includes a number of calculations for more specific imaging systems, such as those that use structured illumination, and for the case of imaging sparse objects, which have few features often clumped together. The possibilities for improving an image with postprocessing is also discussed: we are all familiar with television crime dramas that seem able to enhance [images](#) at will. Although this is not possible as shown on TV, there is an element of truth. Valid methods for computationally postprocessing an image can reveal some hidden details. This theory shows the limits of that approach, too.

Narimanov's approach does not reveal which aspect of a system currently limits the resolution. For that, more specific models are still required. Instead, it is better to think of Narimanov's model as a guide: where are the biggest gains in resolution to be found for the least effort? That information is useful when deciding where to invest time and money. [26]

Researchers convert 2-D images into 3-D using deep learning

A UCLA research team has devised a technique that extends the capabilities of fluorescence microscopy, which allows scientists to precisely label parts of living cells and tissue with dyes that glow under special lighting. The researchers use artificial intelligence to turn two-dimensional images into stacks of virtual three-dimensional slices showing activity inside organisms.

In a study published in *Nature Methods*, the scientists also reported that their framework, called "Deep-Z," was able to fix errors or aberrations in images, such as when a sample is tilted or curved. Further, they demonstrated that the system could take 2-D images from one type of [microscope](#) and virtually create 3-D images of the sample as if they were obtained by another, more advanced microscope.

"This is a very powerful new method that is enabled by [deep learning](#) to perform 3-D imaging of live specimens, with the least exposure to light, which can be toxic to samples," said senior author Aydogan Ozcan, UCLA chancellor's professor of electrical and computer engineering and associate director of the California NanoSystems Institute at UCLA.

In addition to sparing specimens from potentially damaging doses of light, this system could offer biologists and life science researchers a new tool for 3-D imaging that is simpler, faster and much less expensive than current methods. The opportunity to correct for aberrations may allow scientists studying live organisms to collect data from images that otherwise would be unusable. Investigators could also gain virtual access to expensive and complicated equipment.

This research builds on an earlier technique Ozcan and his colleagues developed that allowed them to render 2-D fluorescence microscope images in super-resolution. Both techniques advance microscopy by relying upon deep learning—using data to "train" a neural network, a computer system inspired by the human brain.

Deep-Z was taught using experimental images from a scanning fluorescence microscope, which takes pictures focused at multiple depths to achieve 3-D imaging of samples. In thousands of training runs, the neural network learned how to take a 2-D image and infer accurate 3-D slices at different depths within a sample. Then, the framework was tested blindly—fed with images that were not part of its training, with the virtual images compared to the actual 3-D slices obtained from a scanning microscope, providing an excellent match.

Ozcan and his colleagues applied Deep-Z to images of *C. elegans*, a roundworm that is a common model in neuroscience because of its simple and well-understood nervous system. Converting a 2-D movie of a worm to 3-D, frame by frame, the researchers were able to track the activity of individual neurons within the worm body. And starting with one or two 2-D images of *C. elegans* taken at different depths, Deep-Z produced virtual 3-D images that allowed the team to identify individual neurons within the worm, matching a scanning microscope's 3-D output, except with much less light exposure to the living organism.

The researchers also found that Deep-Z could produce 3-D images from 2-D surfaces where samples were tilted or curved—even though the [neural network](#) was trained only with 3-D slices that were perfectly parallel to the surface of the sample.

"This feature was actually very surprising," said Yichen Wu, a UCLA graduate student who is co-first author of the publication. "With it, you can see through curvature or other complex topology that is very challenging to image."

In other experiments, Deep-Z was trained with images from two types of fluorescence microscopes: wide-field, which exposes the entire sample to a light source; and confocal, which uses a laser to scan a sample part by part. Ozcan and his team showed that their framework could then use 2-D wide-field microscope images of samples to produce 3-D images nearly identical to ones taken with a [confocal microscope](#).

This conversion is valuable because the confocal microscope creates images that are sharper, with more contrast, compared to the wide field. On the other hand, the wide-field microscope captures images at less expense and with fewer technical requirements.

"This is a platform that is generally applicable to various pairs of microscopes, not just the wide-field-to-confocal conversion," said co-first author Yair Rivenson, UCLA assistant adjunct professor of electrical and computer engineering. "Every microscope has its own advantages and disadvantages. With this framework, you can get the best of both worlds by using AI to connect different types of microscopes digitally."

Other authors are graduate students Hongda Wang and Yilin Luo, postdoctoral fellow Eyal Ben-David and Laurent Bentolila, scientific director of the California NanoSystems Institute's Advanced Light Microscopy and Spectroscopy Laboratory, all of UCLA; and Christian Pritz of Hebrew University of Jerusalem in Israel. [25]

Inequalities in the UK can be detected using deep learning image analysis

Social, economic, environmental and health inequalities within cities can be detected using street imagery. The findings, from scientists at Imperial College London, are published in *Scientific Reports* this week.

Detailed measurements of the substantial inequalities that exist within large cities like London are crucial for informing and evaluating policies that aim to reduce them. However, only a small number of countries have fully linked statistical datasets that allow for real-time measurements.

Esra Suel and colleagues from Imperial's School of Public Health used a deep-learning approach to train a computer programme to detect inequalities in four major UK cities – London, Birmingham, Manchester and Leeds – using publicly available street view images and government statistics.

Trained on 156,581 images from London corresponding to 156,581 postcodes, the programme predicted outcomes with similar accuracy in the other three cities, after it had been fine-tuned with only 1% of additional images collected in the West Midlands, Greater Manchester and West Yorkshire.

The authors hypothesized that some features of cities and urban life, such as quality of housing and the living environment, have direct visual signals that a computer could recognize.

Local shops and disrepair

These [visual signals](#) include building materials and disrepair, cars, or local shops. Combined with government statistics on outcomes such as housing conditions, mean income, or mortality and morbidity rates for one city, [images](#) may be used to train a computer programme to detect inequalities in other cities that lack statistical data.

The authors found that their computer programme was most successful at recognizing differences in quality of the living environment and mean income.

'Measuring social, environmental and health inequalities using deep learning and street imagery' by E.Suel et al is published in the journal *Scientific Reports*. [24]

AI adjusts for gaps in citizen science data

Citizen science is a boon for researchers, providing reams of data about everything from animal species to distant galaxies.

But crowdsourced information can be inconsistent. More reports come from densely populated areas and fewer from spots that are hard to access, creating challenges for researchers who need evenly distributed data.

"There is a huge bias in the data set because the data is collected by volunteers," said Di Chen, a doctoral student in [computer science](#) and first author of "Bias Reduction via End to End Shift Learning: Application to Citizen Science," which will be presented at the AAAI Conference on Artificial Intelligence, Jan. 27-Feb. 1 in Honolulu.

"Since this is highly motivated by their personal interest, the distribution of this kind of data is not what scientists want," Chen said. "All the data is actually distributed along main roads and in urban areas because most people don't want to drive 200 miles to help us explore birds in a desert."

To compensate, Chen and Carla Gomes, professor of computer science and director of the Institute for Computational Sustainability, developed a deep learning [model](#) that effectively corrects for location biases in citizen science by comparing the population densities of various locations. Gomes and Chen tested their model on data from the Cornell Lab of Ornithology's eBird, which collects more than 100 million bird sightings submitted annually by birdwatchers worldwide.

"When I communicate with conservation biologists and ecologists, a big part of communicating about these estimates is convincing them that we are aware of these biases and, to the degree

possible, controlling for them," said Daniel Fink, a senior research associate at the Lab of Ornithology who is collaborating with Gomes and Chen on this work. "This gives [biologists and ecologists] a better reason to trust these results and actually use them, and base decisions on them."

Researchers have long been aware of the problems with citizen science data and have tried various methods to address them, including other types of statistical models. Projects that offer incentives to entice volunteers to travel to remote spots or search for less-popular species have shown promise, but these can be expensive and hard to conduct on a large scale.

A massive data set like eBird's is useful in machine learning, where large amounts of data are used to train computers to make predictions and solve problems. But because of the location biases, a model created with the eBird data would make inaccurate predictions.

Adjusting for [bias](#) in the eBird data is further complicated by the data's many characteristics. Each bird sighting in the system comprises 16 distinct pieces of information, making it computationally challenging.

Chen and Gomes solved the problem using a [deep learning model](#) – a kind of artificial intelligence that is good at classifying – that adjusts for population differences in different areas by comparing their ratios of density.

"Right now the data we get is essentially biased because the birds don't just stay around cities, so we need to factor that in and correct that," Gomes said. "We need to make sure the training data is going to match what you would have in the real world."

Chen and Gomes tested several models and found their deep learning algorithm to be more effective than other statistical or machine learning models at predicting where bird species might be found.

Though they worked with eBird, their findings could be used in any kind of citizen [science](#) project, Gomes said.

"There are many, many applications that rely on [citizen science](#), and this problem is prevalent, so you really need to correct for it, whether people are classifying [birds](#), galaxies or other situations where data biases can skew the learned model," she said. [23]

Machine learning in action for the humanitarian sector

Governments across the world came together in Marrakesh this past December to ratify a pact to improve cooperation on international migration. Among other objectives, the Global Compact for Migration seeks to use "accurate and disaggregated data as a basis for evidence-based policies." How can machine learning technologies help with deeply polarizing societal issues like migration?

In early 2018, with support from IBM Corporate Citizenship and the Danish Ministry for Foreign Affairs, IBM and the Danish Refugee Council (DRC) embarked on a partnership aimed squarely at the need to better understand [migration](#) drivers and evidence-based policy guidance for a range of

stakeholders. At the recent THINK Copenhagen keynote, the Secretary General of the DRC, Christian Friis Bach, presented the first results of this effort.

In this post, I'll walk through the development of a machine learning system that provides strategic forecasts of mixed migration along with scenario analysis. Mixed migration refers to cross-border movements of people that are motivated by a multiplicity of factors to move, including refugees fleeing persecution and conflict, victims of trafficking, and people seeking better lives and opportunity. Such populations have a range of legal statuses, some of which are not reflected in official government statistics.

Credit: IBM

Understanding migration dynamics and drivers is inherently complex. Circumstances differ from person to person. The question "why did you decide to move?" is not straightforward for people to answer. However, to the extent that individual decisions reflect structural societal factors, the dynamics can be partially explained by aggregate measures. For instance, economic drivers for movement can be expected to be related to employment opportunities and therefore macro indicators on employment. These challenges are compounded by data availability and coverage on specific indicators.

The forecasting system

We started by leveraging the 4MI monitoring program run by the DRC through which thousands of migrants on the move are interviewed. Analysis of survey data reveals high-level clusters of drivers for migration. These clusters ranged from lack of rights and other social services, to economic necessity and conflict. These drivers are then mapped to quantitative indicators. Features derived from these indicators are then fed to a model that generates forecasts along with confidence intervals (Figure 1). In addition, the system also generates context for each prediction by showing specific drivers that contributed to the forecast.

Using these indicators, we developed an ensemble model to make strategic forecasts annually for bilateral flows on mixed-migration volumes annually. Our evaluations showing error rates to be within a few thousand persons per year even for countries with volatile conditions. The system further allows for scenario analysis, where relative changes in influencing factors can be modelled to make adjusted predictions.

Interesting counter-intuitive dynamics emerge from such analysis. For instance, [unemployment rates](#) in Ethiopia are above average compared to Sub-Saharan countries. A large number of Ethiopians travel to Saudi Arabia for work. Increases in employment rates to the best fifth in the region will result in greater migration to the UK (two percent increase), Sweden (two percent increase) and Saudi Arabia (eight percent increase). This reflects an increased ability and means of Ethiopians to meet their aspirations abroad. If unemployment increases to the worst levels, the model predicts an increase of migration to South Africa (three percent increase) and Saudi Arabia (four percent increase), with EU destinations largely invariant to increases in unemployment.

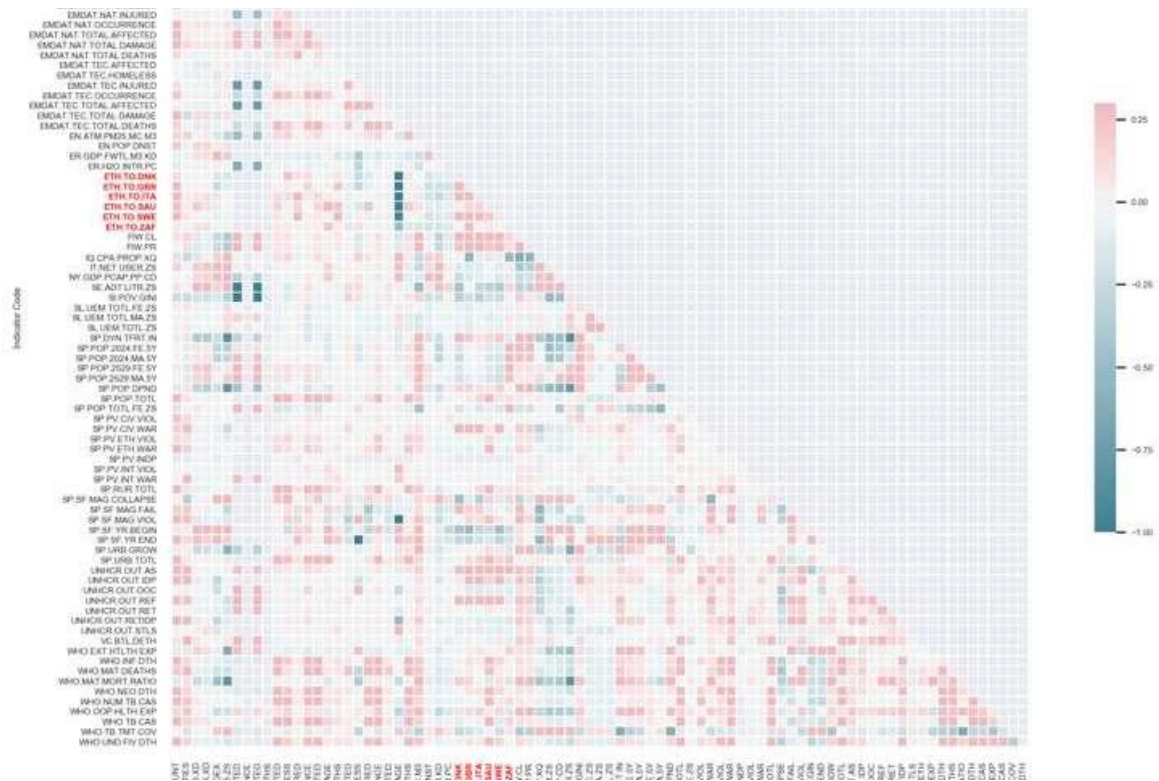


Figure 2: Correlation matrix for all features considered in the model (no temporal effects). Credit: IBM

Such detailed quantitative analysis has previously not been available to stakeholders who need to formulate policy responses.

Causal inference

The forecasting system described above is purely data-driven where we rely on the model to derive relationships between all the variables. Alternatively, if we seek to exploit subject matter expertise and include specific insights in the system, we could take the approach of probabilistic graphical models.

At a workshop held at IBM Research – Ireland, subject matter experts from the Mixed Migration Centre in Geneva and DRC drew out the "spaghetti" network showing how they expect indicator clusters to be causally linked. Using this as input, we then combined their expert opinion with the data. We used a technique called structure learning to develop such a network.

Forecasting using such networks typically don't perform as well as purely data-driven approaches presented above; nevertheless, they do aid in scenario analysis and policy analysis.

What's next?

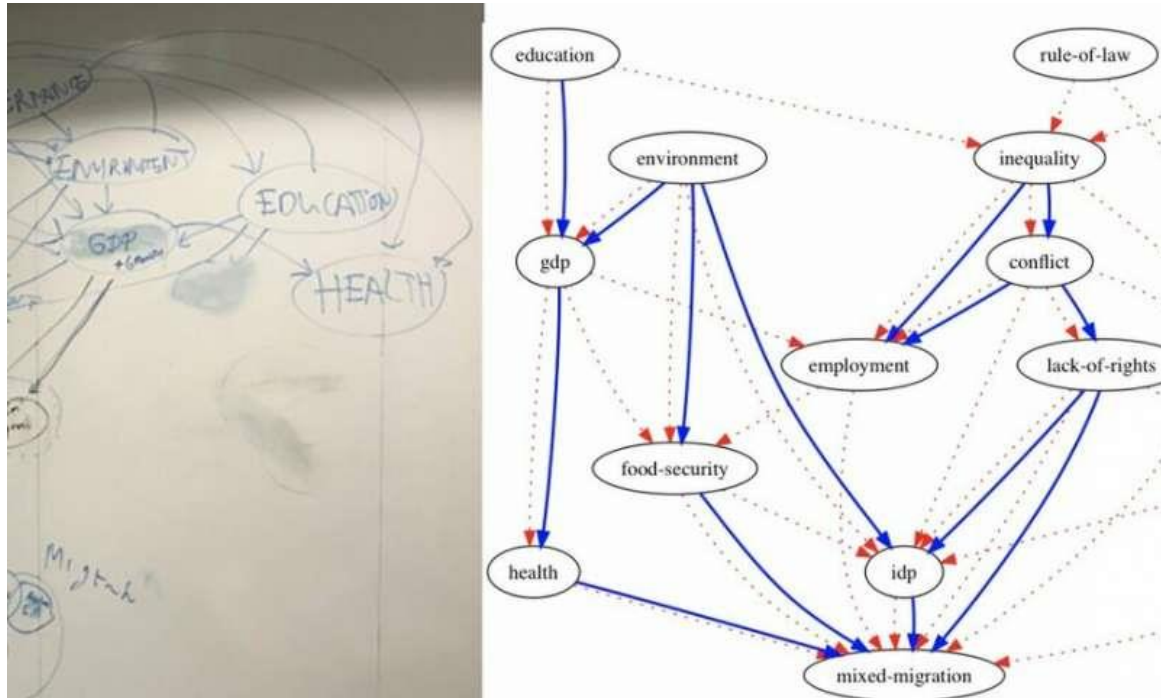


Figure 3: (left) causal network drawn by experts and (right) network learnt based on expert opinion and evidence based on data for all of Sub-Saharan Africa. Credit: IBM

These are the first few steps towards a future where policy makers have instant access to evidence when and where it is needed and where complex relationships can be explored easily to provide more insight driving better policy.

For now, we are continuing to improve the system and gather user feedback with subject experts within the DRC. Following more detailed validation, we will look to expand the geographic scope and scenario analysis capabilities. [22]

Machine learning technique to predict human cell organization published in nature methods

Scientists at the Allen Institute have used machine learning to train computers to see parts of the cell the human eye cannot easily distinguish. Using 3-D images of fluorescently labeled cells, the research team taught computers to find structures inside living cells without fluorescent labels, using only black and white images generated by an inexpensive technique known as brightfield microscopy. A study describing the new technique is published today in the journal *Nature Methods*.

Fluorescence microscopy, which uses glowing molecular labels to pinpoint specific parts of cells, is very precise but only allows scientists to see a few structures in the cell at a time. Human cells have upwards of 20,000 different proteins that, if viewed together, could reveal important information about both healthy and diseased cells.

"This technology lets us view a larger set of those structures than was possible before," said Greg Johnson, Ph.D., Scientist at the Allen Institute for Cell Science, a division of the Allen Institute, and senior author on the study. "This means that we can explore the organization of the cell in ways that nobody has been able to do, especially in [live cells](#)."

The prediction tool could also help scientists understand what goes wrong in cells during disease, said Rick Horwitz, Ph.D., Executive Director of the Allen Institute for Cell Science. Cancer researchers could potentially apply the technique to archived tumor biopsy samples to better understand how cellular structures change as cancers progress or respond to treatment. The algorithm could also aid regeneration medicine by uncovering how cells change in real time as scientists attempt to grow organs or other new body structures in the lab.

"This technique has huge potential ramifications for these and related fields," Horwitz said. "You can watch processes live as they are taking place—it's almost like magic. This method allows us, in the most non-invasive way that we have so far, to obtain information about [human cells](#) that we were previously unable to get."

The combination of the freely available prediction toolset and brightfield microscopy could lower research costs if used in place of [fluorescence microscopy](#), which requires expensive equipment and trained operators. Fluorescent tags are also subject to fading, and the light itself can damage [living cells](#), limiting the technique's utility to study live cells and their dynamics. The machine learning approach would allow scientists to track precise changes in cells over long periods of time, potentially shedding light on events such as early development or disease progression.

To the human eye, cells viewed in a brightfield microscope are sacs rendered in shades of gray. A trained scientist can find the edges of a cell and the nucleus, the cell's DNA-storage compartment, but not much else. The research team used an existing machine learning technique, known as a convolutional neural network, to train computers to recognize finer details in these images, such as the mitochondria, cells' powerhouses. They tested 12 different cellular structures and the model generated predicted images that matched the fluorescently labeled images for most of those structures, the researchers said.

It also turned out what the algorithm was able to capture surprised even the modeling scientists.

"Going in, we had this idea that if our own eyes aren't able to see a certain structure, then the machine wouldn't be able to learn it," said Molly Maleckar, Ph.D., Director of Modeling at the Allen Institute for Cell Science and an author on the study. "Machines can see things we can't. They can learn things we can't. And they can do it much faster."

The technique can also predict precise structural information from images taken with an electron microscope. The computational approach here is the same, said Forrest Collman, Ph.D., Assistant Investigator at the Allen Institute for Brain Science and an author on the study, but the applications are different. Collman is part of a team working to map connections between neurons in the mouse brain. They are using the method to line up images of the neurons taken with different types of microscopes, normally a challenging problem for a computer and a laborious task for a human.

"Our progress in tackling this problem was accelerated by having our colleagues from the Allen Institute for Cell Science working with us on the solution," Collman said.

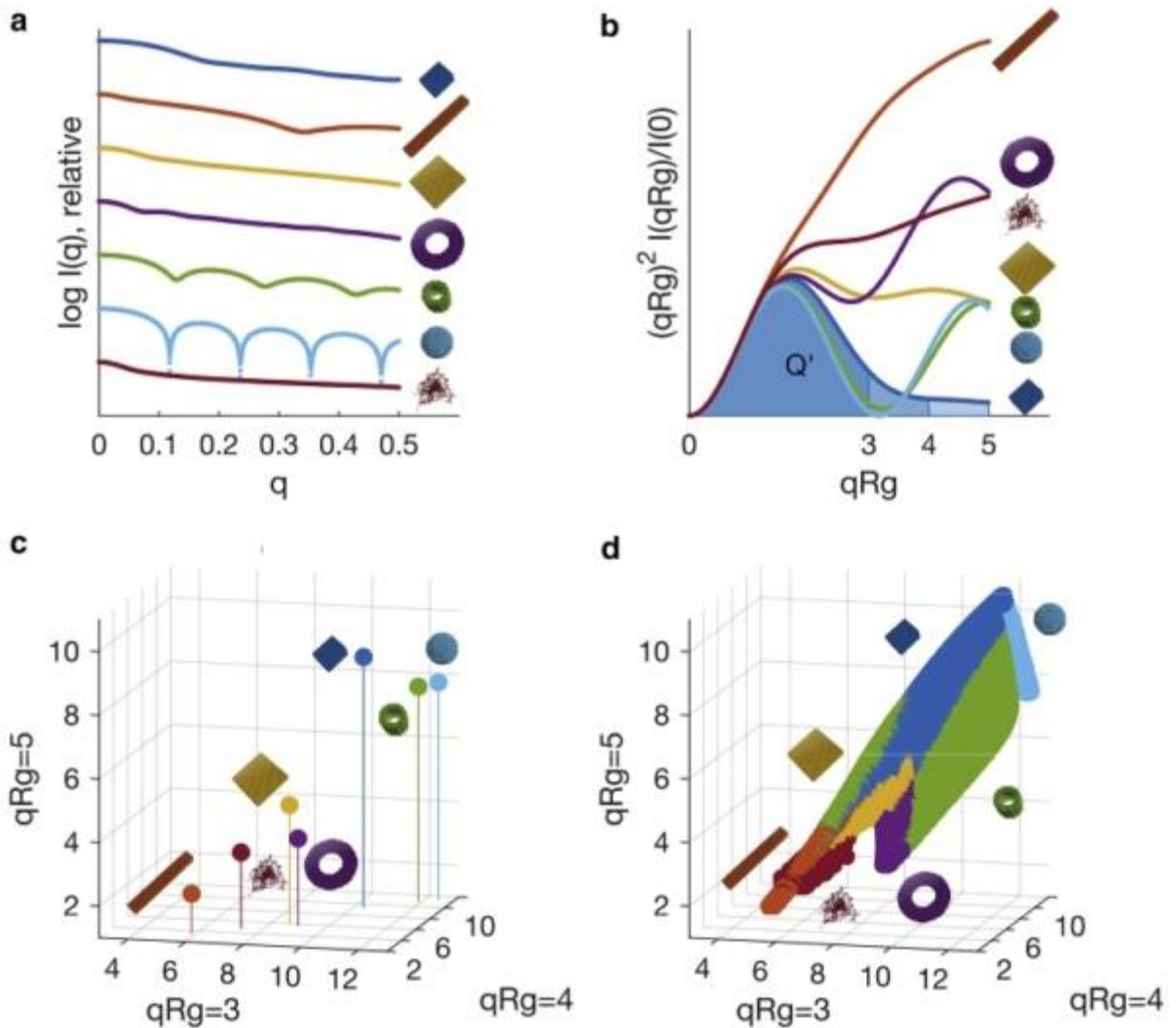
Roger Brent, Ph.D., a Member of the Basic Sciences Division at Fred Hutchinson Cancer Research Center, is using the new approach as part of a research effort he is leading to improve the "seeing power" of microscopes for biologists studying yeast and mammalian cells. "Replacing fluorescence microscopes with less light intensive microscopes would enable researchers to accelerate their work, make better measurements of cell and tissue function, and save some money in the process," Brent said. "By making these networks available, the Allen Institute is helping to democratize biological and medical research." [21]

Machine learning classifies biomolecules

Small angle X-ray scattering (SAXS) is one of a number of biophysical techniques used for determining the structural characteristics of biomolecules. [Daniel Franke](#) and colleagues from the [European Molecular Biology Laboratory](#) have recently published a machine learning-based method to classify biomolecules using existing SAXS data (*Biophys. J.* **114** 2485).

The method can be used to classify shape, as well as estimate structural parameters such as the maximal diameter or molecular mass of the molecule under study. These estimates may then serve as a valuable method for validating expected values.

The team decided on a set of shape classifications for biomolecules: compact spheres, flat discs, extended rods, compact-hollow cylinders, hollow spheres and flat rings. They used simulations to obtain idealized scattering profiles of each of these different geometries across a range of heights, widths and lengths ranging from 10 to 500 Å.



[Simulated scattering intensity profiles for different molecular shape classes, shown schematically on the right \(a\). Reduced form of the intensity profile for each shape class \(b\). Each shape class defines a point cloud in normalized apparent volume space, with each shape falling into well-defined regions \(c, d\). \(Courtesy: Franke et al Biophys. J. 114 2485 ©2018, with permission from Elsevier\)](#)

The researchers used innovative data reduction approaches to reduce each of the scattering profiles to a point in normalized apparent volume space, V . Representing the data in this way is advantageous because structures that share similar structural characteristics will occupy a similar position in V space.

The process of classifying an unknown scattering profile then amounts to calculating its position in V space and locating the nearest points in V space for which parameters are already known. The new parameters can then be estimated by taking a weighted average of these “nearest neighbour” points in V space. A machine can be programmed to perform all of these steps.

Using machine learning

The team simulated some 488,000 scattering patterns and used these to train an algorithm to categorize different scattering patterns. Each scattering pattern was then removed in turn, and the remaining data used to predict the shape classification of the removed pattern.

This training procedure allowed the researchers to refine the weights assigned to the nearest neighbour structures in V space, so as to maximize the accuracy of the machine classification.

Predicting structural parameters

To test the predictive power of the shape classification method, the researchers harvested scattering data from the Protein Data Bank ([PDB](#)) and the Small Angle Scattering Biological Data Bank ([SASBDB](#)).

From the atomic structures stored in the PDB, they used [CRY SOL software](#) to generate scattering intensities, as well as values of structural parameters such as the maximal diameter and molecular mass. After mapping the known structures to V space, an equivalent algorithm was then used to predict the structural parameters based on the generated scattering intensity. Here, the machine prediction was within 10% of the expected value in 90% of cases.

The SASBDB provides scattering intensity as well as user generated values of structural parameters such as the maximal diameter. The researchers also observed good agreement from the structures collected from the SASBDB, with the machine predicting a small, systematically lower value for the maximal diameter. This offset reflects the fact that molecules tend to occupy an extended configuration in solution.

The protocol developed by the team shows that data mining has significant potential to increase the efficiency and reliability of scattering data, which could have huge benefit for the biophysics community. [20]

Enhanced detection of nuclear events, thanks to deep learning

A deep neural network running on an ordinary desktop computer is interpreting highly technical data related to national security as well as—and sometimes better than—today's best automated methods or even human experts.

The progress tackling some of the most complex problems of the environment, the cosmos and national security comes from scientists at the Department of Energy's Pacific Northwest National Laboratory who presented their work at the 11th MARC conference—Methods and Applications of Radioanalytical Chemistry—in April in Hawaii. Their work employs [deep learning](#), in which machines are enabled to learn and make decisions without being explicitly programmed for all conditions.

The research probes incredibly complex data sets from the laboratory's shallow underground lab, where scientists detect the faintest of signals from a planet abuzz in activity. In the laboratory buried 81 feet beneath concrete, rock and earth, thick shielding dampens signals from cosmic rays,

electronics and other sources. That allows PNNL scientists to isolate and decipher signals of interest collected from anywhere on the planet.

Those signals signify events called radioactive decays, when a particle such as an electron is emitted from an atom. The process is happening constantly, through both natural and human activity. Scientists can monitor changes in levels of argon-37, which could indicate prior nuclear test activity, and argon-39, whose levels help scientists determine the age of groundwater and learn more about the planet.

The lab has accumulated data on millions of radioactive decay events since it opened in 2010. But it's a noisy world out there, especially for scientists listening for very rare signals that are easily confused with signals of a different and frequently routine origin—for instance, a person flipping on a light switch or receiving a call on a cell phone.

PNNL scientist Emily Mace, who presented at MARC, is an expert in interpreting the features of such signals—when an event might indicate underground nuclear testing, for example, or a rapidly depleting aquifer. Much like physicians peruse X-rays for hints of disease, Mace and her colleagues pore over radioactive decay event data regularly to interpret the signals—their energy, timing, peaks, slopes, duration, and other features.

"Some pulse shapes are difficult to interpret," said Mace. "It can be challenging to differentiate between good and bad data."

Recently Mace and colleagues turned for input to their colleagues who are experts in deep learning, an exciting and active subfield of artificial intelligence. Jesse Ward is one of dozens of deep learning experts at the lab who are exploring several applications through PNNL's Deep Learning for Scientific Discovery Agile Investment. Mace sent Ward information on nearly 2 million energy pulses detected in the Shallow Underground Laboratory since 2010.

Ward used a clean sample set of 32,000 pulses to train the network, inputting many features of each pulse and showing the network how the data was interpreted. Then he fed the network thousands more signals as it taught itself to differentiate between "good" signals that showed something of interest and "bad" signals that amounted to unwanted noise. Finally, he tested the network, feeding it increasingly complex sets of data that are difficult even for experts to interpret.

The network he created interprets pulse shape events with an accuracy that equals and sometimes surpasses the know-how of experts like Mace. With straightforward data, the program sorted more than 99.9 percent of the pulses correctly.

Results are even more impressive when the data is noisy and includes an avalanche of spurious signals:

In an analysis involving 50,000 pulses, the neural network agreed 100 percent of the time with the human expert, besting the best conventional computerized techniques which agreed with the expert 99.8 percent of the time.

In another analysis of 10,000 pulses, the neural net correctly identified 99.9 percent of pulses compared to 96.1 percent with the conventional technique. Included in this analysis were the

toughest pulses to interpret; with that subset, the neural network did more than 25 times better, correctly classifying 386 out of 400 pulses compared to 14 of 400 for the conventional technique.

"This is a relatively simple [neural network](#) but the results are impressive," said Ward. "You can do productive work on important scientific problems with a fairly primitive machine. It's exciting to consider what else is possible."

The project posed an unexpected challenge, however: The shallow underground lab is so pristine, with most spurious noise signals mitigated before they enter the data stream, that Ward found himself asking Mace for more bad data.

"Signals can be well behaved or they can be poorly behaved," said Ward. "For the [network](#) to learn about the good signals, it needs a decent amount of bad signals for comparison."

The problem of culling through vast amounts of [data](#) looking for meaningful signals has a raft of implications and extends to many areas of science. At PNNL, one area is the search for signals that would result from dark matter, the vast portion of matter in our universe whose origin and whereabouts is unknown. Another is the automatic detection of breast cancers and other tissue anomalies.

"Deep learning is making it easier for us to filter out a small number of good events that are indicative of the activity of interest," said Craig Aalseth, nuclear physicist and PNNL laboratory fellow. "It's great to see deep-learning techniques actually doing a better job than our previous best detection techniques." [19]

Scientists pioneer use of deep learning for real-time gravitational wave discovery

Scientists at the National Center for Supercomputing Applications (NCSA), located at the University of Illinois at Urbana-Champaign, have pioneered the use of GPU-accelerated deep learning for rapid detection and characterization of gravitational waves. This new approach will enable astronomers to study gravitational waves using minimal computational resources, reducing time to discovery and increasing the scientific reach of gravitational wave astrophysics. This innovative research was recently published in *Physics Letters B*.

Combining deep learning algorithms, numerical relativity simulations of black hole mergers—obtained with the Einstein Toolkit run on the Blue Waters supercomputer—and data from the LIGO Open Science Center, NCSA Gravity Group researchers Daniel George and Eliu Huerta produced Deep Filtering, an end-to-end time-series signal processing method. Deep Filtering achieves similar sensitivities and lower errors compared to established [gravitational wave detection](#) algorithms, while being far more computationally efficient and more resilient to noise anomalies. The method allows faster than real-time processing of [gravitational waves](#) in LIGO's raw data, and also enables new physics, since it can detect new classes of gravitational wave sources that may go unnoticed

with existing detection algorithms. George and Huerta are extending this method to identify in real-time electromagnetic counterparts to gravitational wave events in future LSST data.

NCSA's Gravity Group leveraged NCSA resources from its Innovative Systems Laboratory, NCSA's Blue Waters supercomputer, and collaborated with talented interdisciplinary staff at the University of Illinois. Also critical to this research were the GPUs (Tesla P100 and DGX-1) provided by NVIDIA, which enabled an accelerated training of neural networks. Wolfram Research also played an important role, as the Wolfram Language was used in creating this framework for deep learning.

George and Huerta worked with NVIDIA and Wolfram researchers to create this demo to visualize the architecture of Deep Filtering, and to get insights into its neuronal activity during the detection and characterization of real gravitational wave events. This demo highlights all the components of Deep Filtering, exhibiting its detection sensitivity and computational performance. [18]

Mathematicians develop model for how new ideas emerge

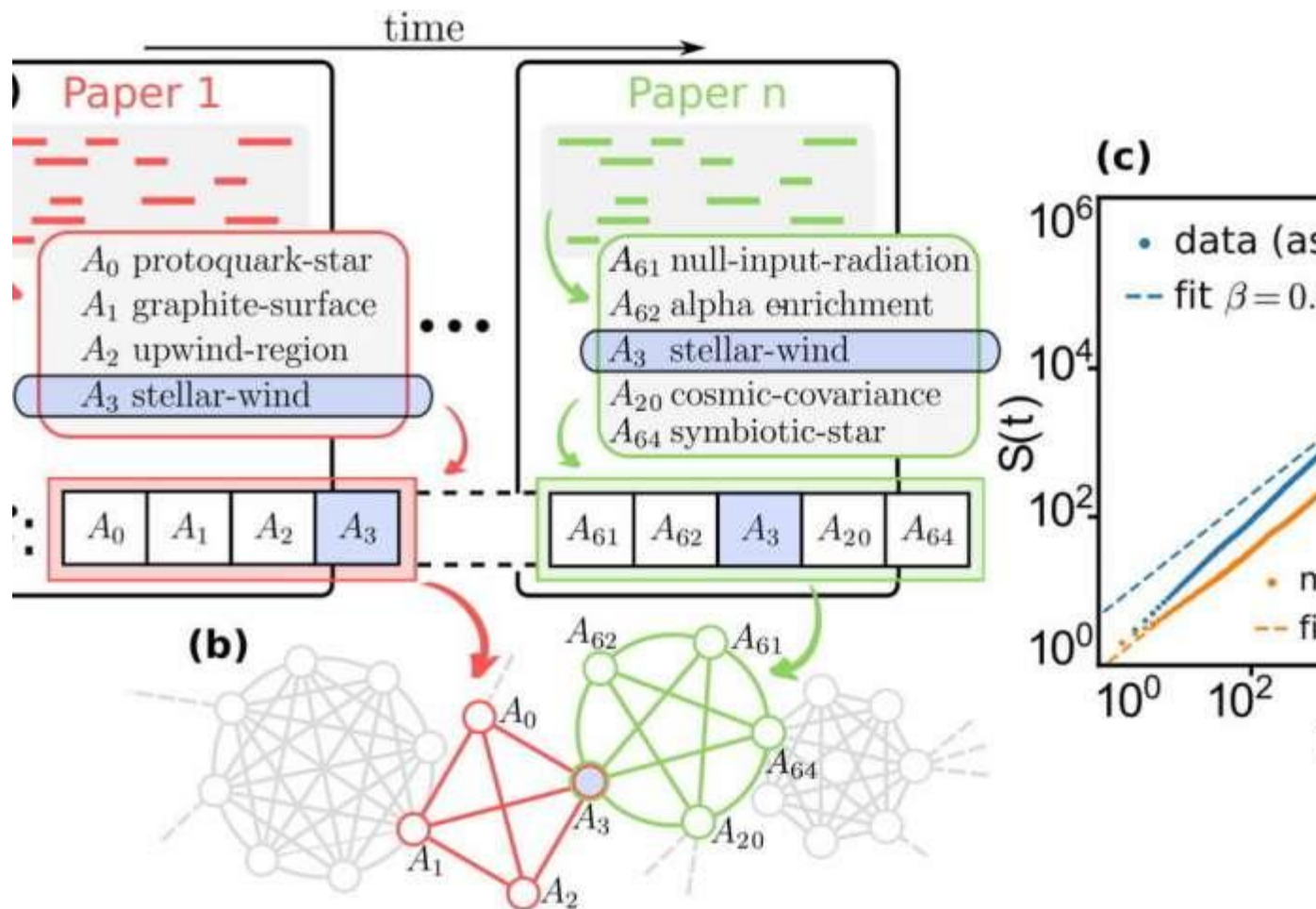
Researchers from Queen Mary University of London have developed a mathematical model for the emergence of innovations.

Studying creative processes and understanding how innovations arise and how novelties can trigger further discoveries could lead to effective interventions to nurture the success and sustainable growth of society.

Empirical findings have shown that the way in which novelties are discovered follows similar patterns in a variety of different contexts including science, arts, and technology.

The study, published in *Physical Review Letters*, introduces a new mathematical framework that correctly reproduces the rate at which novelties emerge in real systems, known as Heaps' law, and can explain why discoveries are strongly correlated and often come in clusters.

It does this by translating the theory of the 'adjacent possible', initially formulated by Stuart Kauffman in the context of biological systems, into the language of complex networks. The adjacent possible is the set of all novel opportunities that open up when a [new discovery](#) is made. Networks have emerged as a powerful way to both investigate real world systems, by capturing the essential relations between the components, and to model the hidden structure behind many complex social phenomena.



Growth of knowledge in science. (a) An empirical sequence of scientific concepts S is extracted from a temporally ordered sequence of papers by concatenating, for each scientific field, the relevant concepts present in the abstracts. (b) ...[more](#)

In this work, networks are used to model the underlying space of relations among concepts.

Lead author Professor Vito Latora, from Queen Mary's School of Mathematical Sciences, said: "This research opens up new directions for the modelling of innovation, together with a new framework that could become important in the investigation of technological, biological, artistic, and commercial systems."

He added: "Studying the processes through which innovations arise can help understanding the main ingredients behind a winning idea, a breakthrough technology or a successful commercial activity, and is fundamental to devise effective data-informed decisions, strategies, and interventions to nurture the success and sustainable growth of our society."

In the study, the discovery process is modelled as a particular class of random walks, named 'reinforced' walks, on an underlying network of relations among concepts and ideas. An innovation corresponds to the first visit of a site of the network, and every time a walker moves from a concept to another, such association (an edge in the network) is reinforced so that it will be used more frequently in the future. The researchers named this the 'edge-reinforced random walk' model.

To show how the model works in a real case, they also constructed a dataset of 20 years of scientific publications in different disciplines, such as astronomy, ecology, economics and mathematics to analyse the appearance of new concepts. This showed that, despite its simplicity, the edge-reinforced random walk model is able to reproduce how knowledge grows in modern science.

Professor Vito Latora added: "The framework we present constitutes a new approach for the study of discovery processes, in particular those for which the underlying network can be directly reconstructed from empirical data, for example users listening to music over a similarity [network](#) between songs. We are already working on this idea, together with an extended version of our [model](#), where we study the collective exploration of these networked spaces by considering multiple walkers at the same time." [17]

Rise of the quantum thinking machines

Quantum computers can be made to utilize effects such as quantum coherence and entanglement to accelerate machine learning.

Although we typically view information as being an abstract or virtual entity, information, of course, must be stored in a physical medium. Information processing devices such as computers and phones are therefore fundamentally governed by the laws of physics. In this way, the fundamental physical limits of an agent's ability to learn are governed by the laws of physics. The best known theory of physics is quantum theory, which ultimately must be used to determine the absolute physical limits of a machine's ability to learn.

A quantum algorithm is a stepwise procedure performed on a quantum computer to solve a problem such as searching a database. Quantum machine learning software makes use of quantum algorithms to process information in ways that classical computers cannot. These quantum effects open up exciting new avenues which can, in principle, outperform the best known classical algorithms when solving certain machine learning problems. This is known as quantum enhanced machine learning.

Machine learning methods use mathematical algorithms to search for certain patterns in large data sets. Machine learning is widely used in biotechnology, pharmaceuticals, particle physics and many other fields. Thanks to the ability to adapt to new data, machine learning greatly exceeds the ability of people. Despite this, machine learning cannot cope with certain difficult tasks.

Quantum enhancement is predicted to be possible for a host of machine learning tasks, ranging from optimization to quantum enhanced deep learning.

In the new paper published in Nature, a group of scientists led by Skoltech Associate Professor Jacob Biamonte produced a feasibility analysis outlining what steps can be taken for practical quantum enhanced machine learning.

The prospects of using quantum computers to accelerate machine learning has generated recent excitement due to the increasing capabilities of quantum computers. This includes a commercially

available 2000 spin quantum accelerated annealing by the Canada-based company D-Wave Systems Inc. and a 16 qubit universal quantum processor by IBM which is accessible via a (currently free) cloud service.

The availability of these devices has led to increased interest from the machine learning community. The interest comes as a bit of a shock to the traditional quantum physics community, in which researchers have thought that the primary applications of quantum computers would be using quantum computers to simulate chemical physics, which can be used in the pharmaceutical industry for drug discovery. However, certain quantum systems can be mapped to certain machine learning models, particularly deep learning models. Quantum machine learning can be used to work in tandem with these existing methods for quantum chemical emulation, leading to even greater capabilities for a new era of quantum technology.

"Early on, the team burned the midnight oil over Skype, debating what the field even was—our synthesis will hopefully solidify topical importance. We submitted our draft to Nature, going forward subject to significant changes. All in all, we ended up writing three versions over eight months with nothing more than the title in common," said lead study author Biamonte. [16]

A Machine Learning Systems That Called Neural Networks Perform Tasks by Analyzing Huge Volumes of Data

Neural networks learn how to carry out certain tasks by analyzing large amounts of data displayed to them. These machine learning systems continually learn and readjust to be able to carry out the task set out before them. Understanding how neural networks work helps researchers to develop better applications and uses for them.

At the 2017 Conference on Empirical Methods on Natural Language Processing earlier this month, MIT researchers demonstrated a new general-purpose technique for making sense of neural networks that are able to carry out natural language processing tasks where they attempt to extract data written in normal text opposed to something of a structured language like database-query language.

The new technique works great in any system that reads the text as input and produces symbols as the output. One such example of this can be seen in an automatic translator. It works without the need to access any underlying software too. Tommi Jaakkola is Professor of Electrical Engineering and Computer Science at MIT and one of the authors on the paper. He says, "I can't just do a simple randomization. And what you are predicting is now a more complex object, like a sentence, so what does it mean to give an explanation?"

As part of the research, Jaakkola, and colleague David Alvarez-Melis, an MIT graduate student in electrical engineering and computer science and first author on the paper, used a black-box neural net in which to generate test sentences to feed black-box neural nets. The duo began by teaching the network to compress and decompress natural sentences. As the training continues the encoder and decoder get evaluated simultaneously depending on how closely the decoder's output matches up with the encoder's input.

Neural nets work on probabilities. For example, an object-recognition system could be fed an image of a cat, and it would process that image as if saying 75 percent probability of being a cat, while still having a 25 percent probability that it's a dog. Along with that same line, Jaakkola and Alvarez-Melis' sentence compressing network has alternative words for each of those in a decoded sentence along with the probability that each is correct. So, once the system has generated a list of closely related sentences they're then fed to a black-box natural language processor. This then allows the researchers to analyze and determine which inputs have an effect on which outputs.

During the research, the pair applied this technique to three different types of a natural language processing system. The first one inferred the way in which words were pronounced; the second was a set of translators, and the third was a simple computer dialogue system which tried to provide adequate responses to questions or remarks. In looking at the results, it was clear and pretty obvious that the translation systems had strong dependencies on individual words of both the input and output sentences. A little more surprising, however, was the identification of gender biases in the texts on which the machine translation systems were trained. The dialogue system was too small to take advantage of the training set.

"The other experiment we do is in flawed systems," says Alvarez-Melis. "If you have a black-box model that is not doing a good job, can you first use this kind of approach to identify problems? A motivating application of this kind of interpretability is to fix systems, to improve systems, by understanding what they're getting wrong and why." [15]

Active machine learning for the discovery and crystallization of gigantic polyoxometalate molecules

Who is the better experimentalist, a human or a robot? When it comes to exploring synthetic and crystallization conditions for inorganic gigantic molecules, actively learning machines are clearly ahead, as demonstrated by British Scientists in an experiment with polyoxometalates published in the journal *Angewandte Chemie*.

Polyoxometalates form through self-assembly of a large number of metal atoms bridged by oxygen atoms. Potential uses include catalysis, electronics, and medicine. Insights into the self-organization processes could also be of use in developing functional chemical systems like "molecular machines".

Polyoxometalates offer a nearly unlimited variety of structures. However, it is not easy to find new ones, because the aggregation of complex inorganic molecules to gigantic molecules is a process that is difficult to predict. It is necessary to find conditions under which the building blocks aggregate and then also crystallize, so that they can be characterized.

A team led by Leroy Cronin at the University of Glasgow (UK) has now developed a new approach to define the range of suitable conditions for the synthesis and crystallization of polyoxometalates. It is based on recent advances in machine learning, known as active learning. They allowed their trained machine to compete against the intuition of experienced experimenters. The test example was $\text{Na}(6)[\text{Mo}(120)\text{Ce}(6)\text{O}(366)\text{H}(12)(\text{H}(2)\text{O})(78)] \cdot 200 \text{H}(2)\text{O}$, a new, ring-shaped polyoxometalate cluster that was recently discovered by the researchers' automated chemical robot.

In the experiment, the relative quantities of the three necessary reagent solutions were to be varied while the protocol was otherwise prescribed. The starting point was a set of data from successful and unsuccessful crystallization experiments. The aim was to plan ten experiments and then use the results from these to proceed to the next set of ten experiments - a total of one hundred crystallization attempts.

Although the flesh-and-blood experimenters were able to produce more successful crystallizations, the far more "adventurous" machine algorithm was superior on balance because it covered a significantly broader domain of the "crystallization space". The quality of the prediction of whether an experiment would lead to crystallization was improved significantly more by the machine than the human experimenters. A series of 100 purely random experiments resulted in no improvement. In addition, the machine discovered a range of conditions that led to crystals which would not have been expected based on pure intuition. This "unbiased" automated method makes the discovery of novel compounds more probably than reliance on human intuition. The researchers are now looking for ways to make especially efficient "teams" of man and machine. [14]

Using machine learning to understand materials

Whether you realize it or not, machine learning is making your online experience more efficient. The technology, designed by computer scientists, is used to better understand, analyze, and categorize data. When you tag your friend on Facebook, clear your spam filter, or click on a suggested YouTube video, you're benefitting from machine learning algorithms.

Machine learning algorithms are designed to improve as they encounter more data, making them a versatile technology for understanding large sets of photos such as those accessible from Google Images. Elizabeth Holm, professor of materials science and engineering at Carnegie Mellon University, is leveraging this technology to better understand the enormous number of research images accumulated in the field of materials science. This unique application is an interdisciplinary approach to machine learning that hasn't been explored before.

"Just like you might search for cute cat pictures on the internet, or Facebook recognizes the faces of your friends, we are creating a system that allows a computer to automatically understand the visual data of materials science," explains Holm.

The field of materials science usually relies on human experts to identify research images by hand. Using machine learning algorithms, Holm and her group have created a system that automatically recognizes and categorizes microstructural images of materials. Her goal is to make it more efficient for materials scientists to search, sort, classify, and identify important information in their visual data.

"In materials science, one of our fundamental data is pictures," explains Holm. "Images contain information that we recognize, even when we find it difficult to quantify numerically."

Holm's machine learning system has several different applications within the materials science field including research, industry, publishing, and academia. For example, the system could be used to create a visual search of a scientific journal archives so that a researcher could find out whether a similar image had ever been published. Similarly, the system can be used to automatically search

and categorize image archives in industries or research labs. "Big companies can have archives of 600,000 or more research images. No one wants to look through those, but they want to use that data to better understand their products," explains Holm. "This system has the power to unlock those archives."

Holm and her group have been working on this research for about three years and are continuing to grow the project, especially as it relates to the metal 3-D printing field. For example, they are beginning to compile a database of experimental and simulated metal powder micrographs in order to better understand what types of raw materials are best suited for 3-D printing processes.

Holm published an article about this research in the December 2015 issue of Computational Materials Science titled "A computer vision approach for automated analysis and classification of microstructural image data." [13]

Artificial intelligence helps in the discovery of new materials

With the help of artificial intelligence, chemists from the University of Basel in Switzerland have computed the characteristics of about two million crystals made up of four chemical elements. The researchers were able to identify 90 previously unknown thermodynamically stable crystals that can be regarded as new materials.

They report on their findings in the scientific journal Physical Review Letters.

Elpasolite is a glassy, transparent, shiny and soft mineral with a cubic crystal structure. First discovered in El Paso County (Colorado, USA), it can also be found in the Rocky Mountains, Virginia and the Apennines (Italy). In experimental databases, elpasolite is one of the most frequently found quaternary crystals (crystals made up of four chemical elements). Depending on its composition, it can be a metallic conductor, a semi-conductor or an insulator, and may also emit light when exposed to radiation.

These characteristics make elpasolite an interesting candidate for use in scintillators (certain aspects of which can already be demonstrated) and other applications. Its chemical complexity means that, mathematically speaking, it is practically impossible to use quantum mechanics to predict every theoretically viable combination of the four elements in the structure of elpasolite.

Machine learning aids statistical analysis

Thanks to modern artificial intelligence, Felix Faber, a doctoral student in Prof. Anatole von Lilienfeld's group at the University of Basel's Department of Chemistry, has now succeeded in solving this material design problem. First, using quantum mechanics, he generated predictions for thousands of elpasolite crystals with randomly determined chemical compositions. He then used the results to train statistical machine learning models (ML models). The improved algorithmic strategy achieved a predictive accuracy equivalent to that of standard quantum mechanical approaches.

ML models have the advantage of being several orders of magnitude quicker than corresponding quantum mechanical calculations. Within a day, the ML model was able to predict the formation energy – an indicator of chemical stability – of all two million elpasolite crystals that theoretically

can be obtained from the main group elements of the periodic table. In contrast, performance of the calculations by quantum mechanical means would have taken a supercomputer more than 20 million hours.

Unknown materials with interesting characteristics

An analysis of the characteristics computed by the model offers new insights into this class of materials. The researchers were able to detect basic trends in formation energy and identify 90 previously unknown crystals that should be thermodynamically stable, according to quantum mechanical predictions.

On the basis of these potential characteristics, elpasolite has been entered into the Materials Project material database, which plays a key role in the Materials Genome Initiative. The initiative was launched by the US government in 2011 with the aim of using computational support to accelerate the discovery and the experimental synthesis of interesting new materials.

Some of the newly discovered elpasolite crystals display exotic electronic characteristics and unusual compositions. "The combination of artificial intelligence, big data, quantum mechanics and supercomputing opens up promising new avenues for deepening our understanding of materials and discovering new ones that we would not consider if we relied solely on human intuition," says study director von Lilienfeld. [12]

Physicists are putting themselves out of a job, using artificial intelligence to run a complex experiment

The experiment, developed by physicists from The Australian National University (ANU) and UNSW ADFA, created an extremely cold gas trapped in a laser beam, known as a Bose-Einstein condensate, replicating the experiment that won the 2001 Nobel Prize.

"I didn't expect the machine could learn to do the experiment itself, from scratch, in under an hour," said co-lead researcher Paul Wigley from the ANU Research School of Physics and Engineering.

"A simple computer program would have taken longer than the age of the Universe to run through all the combinations and work this out."

Bose-Einstein condensates are some of the coldest places in the Universe, far colder than outer space, typically less than a billionth of a degree above absolute zero.

They could be used for mineral exploration or navigation systems as they are extremely sensitive to external disturbances, which allows them to make very precise measurements such as tiny changes in the Earth's magnetic field or gravity.

The artificial intelligence system's ability to set itself up quickly every morning and compensate for any overnight fluctuations would make this fragile technology much more useful for field measurements, said co-lead researcher Dr Michael Hush from UNSW ADFA.

"You could make a working device to measure gravity that you could take in the back of a car, and the artificial intelligence would recalibrate and fix itself no matter what," he said.

"It's cheaper than taking a physicist everywhere with you."

The team cooled the gas to around 1 microkelvin, and then handed control of the three laser beams over to the artificial intelligence to cool the trapped gas down to nanokelvin.

Researchers were surprised by the methods the system came up with to ramp down the power of the lasers.

"It did things a person wouldn't guess, such as changing one laser's power up and down, and compensating with another," said Mr Wigley.

"It may be able to come up with complicated ways humans haven't thought of to get experiments colder and make measurements more precise.

The new technique will lead to bigger and better experiments, said Dr Hush.

"Next we plan to employ the artificial intelligence to build an even larger Bose-Einstein condensate faster than we've seen ever before," he said.

The research is published in the Nature group journal Scientific Reports. [11]

Quantum experiments designed by machines

The idea was developed when the physicists wanted to create new quantum states in the laboratory, but were unable to conceive of methods to do so. "After many unsuccessful attempts to come up with an experimental implementation, we came to the conclusion that our intuition about these phenomena seems to be wrong. We realized that in the end we were just trying random arrangements of quantum building blocks. And that is what a computer can do as well - but thousands of times faster", explains Mario Krenn, PhD student in Anton Zeilinger's group and first author research.

After a few hours of calculation, their algorithm - which they call Melvin - found the recipe to the question they were unable to solve, and its structure surprised them. Zeilinger says: "Suppose I want build an experiment realizing a specific quantum state I am interested in. Then humans intuitively consider setups reflecting the symmetries of the state. Yet Melvin found out that the most simple realization can be asymmetric and therefore counterintuitive. A human would probably never come up with that solution."

The physicists applied the idea to several other questions and got dozens of new and surprising answers. "The solutions are difficult to understand, but we were able to extract some new experimental tricks we have not thought of before. Some of these computer-designed experiments are being built at the moment in our laboratories", says Krenn.

Melvin not only tries random arrangements of experimental components, but also learns from previous successful attempts, which significantly speeds up the discovery rate for more complex solutions. In the future, the authors want to apply their algorithm to even more general questions in quantum physics, and hope it helps to investigate new phenomena in laboratories. [10]

Moving electrons around loops with light: A quantum device based on geometry

Researchers at the University of Chicago's Institute for Molecular Engineering and the University of Konstanz have demonstrated the ability to generate a quantum logic operation, or rotation of the qubit, that - surprisingly—is intrinsically resilient to noise as well as to variations in the strength or duration of the control. Their achievement is based on a geometric concept known as the Berry phase and is implemented through entirely optical means within a single electronic spin in diamond.

Their findings were published online Feb. 15, 2016, in *Nature Photonics* and will appear in the March print issue. "We tend to view quantum operations as very fragile and susceptible to noise, especially when compared to conventional electronics," remarked David Awschalom, the Liew Family Professor of Molecular Engineering and senior scientist at Argonne National Laboratory, who led the research. "In contrast, our approach shows incredible resilience to external influences and fulfills a key requirement for any practical quantum technology."

Quantum geometry

When a quantum mechanical object, such as an electron, is cycled along some loop, it retains a memory of the path that it travelled, the Berry phase. To better understand this concept, the Foucault pendulum, a common staple of science museums helps to give some intuition. A pendulum, like those in a grandfather clock, typically oscillates back and forth within a fixed plane. However, a Foucault pendulum oscillates along a plane that gradually rotates over the course of a day due to Earth's rotation, and in turn knocks over a series of pins encircling the pendulum.

The number of knocked-over pins is a direct measure of the total angular shift of the pendulum's oscillation plane, its acquired geometric phase. Essentially, this shift is directly related to the location of the pendulum on Earth's surface as the rotation of Earth transports the pendulum along a specific closed path, its circle of latitude. While this angular shift depends on the particular path traveled, Awschalom said, it remarkably does not depend on the rotational speed of Earth or the oscillation frequency of the pendulum.

"Likewise, the Berry phase is a similar path-dependent rotation of the internal state of a quantum system, and it shows promise in quantum information processing as a robust means to manipulate qubit states," he said.

A light touch

In this experiment, the researchers manipulated the Berry phase of a quantum state within a nitrogen-vacancy (NV) center, an atomic-scale defect in diamond. Over the past decade and a half, its electronic spin state has garnered great interest as a potential qubit. In their experiments, the team members developed a method with which to draw paths for this defect's spin by varying the applied laser light. To demonstrate Berry phase, they traced loops similar to that of a tangerine slice within the quantum space of all of the potential combinations of spin states.

"Essentially, the area of the tangerine slice's peel that we drew dictated the amount of Berry phase that we were able to accumulate," said Christopher Yale, a postdoctoral scholar in Awschalom's laboratory, and one of the co-lead authors of the project.

This approach using laser light to fully control the path of the electronic spin is in contrast to more common techniques that control the NV center spin, through the application of microwave fields. Such an approach may one day be useful in developing photonic networks of these defects, linked and controlled entirely by light, as a way to both process and transmit quantum information.

A noisy path

A key feature of Berry phase that makes it a robust quantum logic operation is its resilience to noise sources. To test the robustness of their Berry phase operations, the researchers intentionally added noise to the laser light controlling the path. As a result, the spin state would travel along its intended path in an erratic fashion.

However, as long as the total area of the path remained the same, so did the Berry phase that they measured.

"In particular, we found the Berry phase to be insensitive to fluctuations in the intensity of the laser. Noise like this is normally a bane for quantum control," said Brian Zhou, a postdoctoral scholar in the group, and co-lead author.

"Imagine you're hiking along the shore of a lake, and even though you continually leave the path to go take pictures, you eventually finish hiking around the lake," said F. Joseph Heremans, co-lead author, and now a staff scientist at Argonne National Laboratory. "You've still hiked the entire loop regardless of the bizarre path you took, and so the area enclosed remains virtually the same."

These optically controlled Berry phases within diamond suggest a route toward robust and fault-tolerant quantum information processing, noted Guido Burkard, professor of physics at the University of Konstanz and theory collaborator on the project.

"Though its technological applications are still nascent, Berry phases have a rich underlying mathematical framework that makes them a fascinating area of study," Burkard said. [9]

Researchers demonstrate 'quantum surrealism'

In a new version of an old experiment, CIFAR Senior Fellow Aephraim Steinberg (University of Toronto) and colleagues tracked the trajectories of photons as the particles traced a path through one of two slits and onto a screen. But the researchers went further, and observed the "nonlocal" influence of another photon that the first photon had been entangled with.

The results counter a long-standing criticism of an interpretation of quantum mechanics called the De Broglie-Bohm theory. Detractors of this interpretation had faulted it for failing to explain the behaviour of entangled photons realistically. For Steinberg, the results are important because they give us a way of visualizing quantum mechanics that's just as valid as the standard interpretation, and perhaps more intuitive.

"I'm less interested in focusing on the philosophical question of what's 'really' out there. I think the fruitful question is more down to earth. Rather than thinking about different metaphysical interpretations, I would phrase it in terms of having different pictures. Different pictures can be useful. They can help shape better intuitions."

At stake is what is "really" happening at the quantum level. The uncertainty principle tells us that we can never know both a particle's position and momentum with complete certainty. And when we do interact with a quantum system, for instance by measuring it, we disturb the system. So if we fire a photon at a screen and want to know where it will hit, we'll never know for sure exactly where it will hit or what path it will take to get there.

The standard interpretation of quantum mechanics holds that this uncertainty means that there is no "real" trajectory between the light source and the screen. The best we can do is to calculate a "wave function" that shows the odds of the photon being in any one place at any time, but won't tell us where it is until we make a measurement.

Yet another interpretation, called the De Broglie-Bohm theory, says that the photons do have real trajectories that are guided by a "pilot wave" that accompanies the particle. The wave is still probabilistic, but the particle takes a real trajectory from source to target. It doesn't simply "collapse" into a particular location once it's measured.

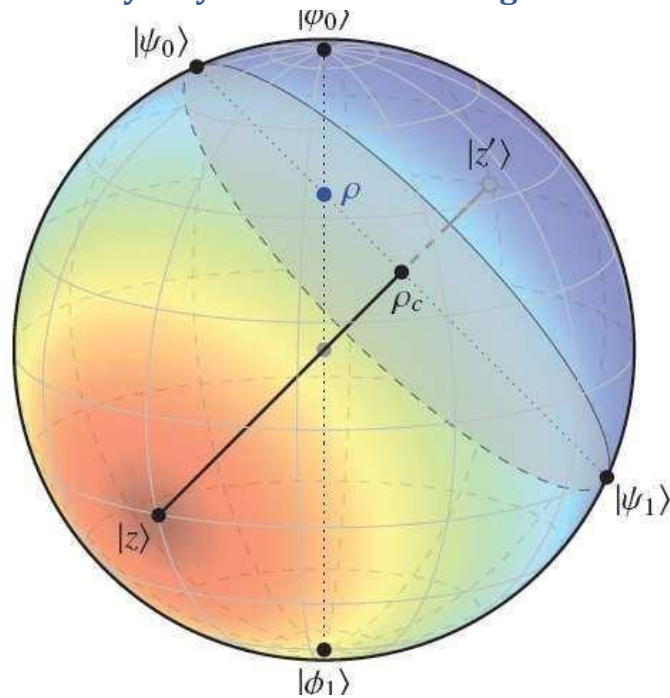
In 2011 Steinberg and his colleagues showed that they could follow trajectories for photons by subjecting many identical particles to measurements so weak that the particles were barely disturbed, and then averaging out the information. This method showed trajectories that looked similar to classical ones - say, those of balls flying through the air.

But critics had pointed out a problem with this viewpoint. Quantum mechanics also tells us that two particles can be entangled, so that a measurement of one particle affects the other. The critics complained that in some cases, a measurement of one particle would lead to an incorrect prediction of the trajectory of the entangled particle. They coined the term "surreal trajectories" to describe them.

In the most recent experiment, Steinberg and colleagues showed that the surrealism was a consequence of non-locality - the fact that the particles were able to influence one another instantaneously at a distance. In fact, the "incorrect" predictions of trajectories by the entangled photon were actually a consequence of where in their course the entangled particles were measured. Considering both particles together, the measurements made sense and were consistent with real trajectories.

Steinberg points out that both the standard interpretation of quantum mechanics and the De Broglie-Bohm interpretation are consistent with experimental evidence, and are mathematically equivalent. But it is helpful in some circumstances to visualize real trajectories, rather than wave function collapses, he says. [8]

Physicists discover easy way to measure entanglement—on a sphere



Entanglement on a sphere: This Bloch sphere shows entanglement for the one-root state ρ and its radial state ρ_c . The color on the sphere corresponds to the value of the entanglement, which is determined by the distance from the root state z , the point at which there is no entanglement (red); the further from z , the greater the entanglement (blue). Credit: Regula and Adesso. ©2016 American Physical Society

Now in a new paper to be published in *Physical Review Letters*, mathematical physicists Bartosz Regula and Gerardo Adesso at The University of Nottingham have greatly simplified the problem of measuring entanglement.

To do this, the scientists turned the difficult analytical problem into an easy geometrical one. They showed that, in many cases, the amount of entanglement between states corresponds to the distance between two points on a Bloch sphere, which is basically a normal 3D sphere that physicists use to model quantum states.

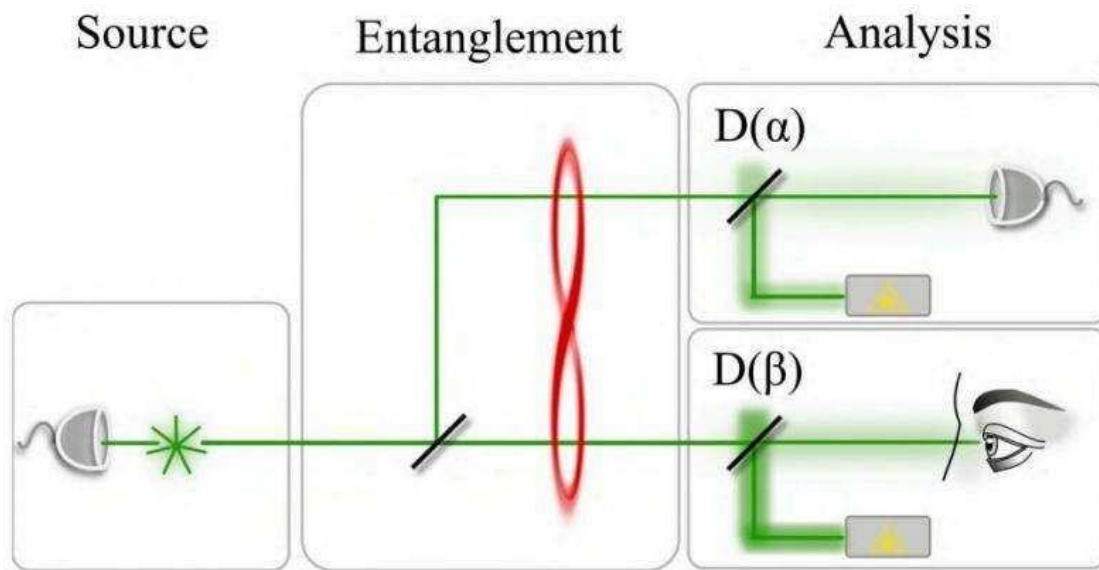
As the scientists explain, the traditionally difficult part of the math problem is that it requires finding the optimal decomposition of mixed states into pure states. The geometrical approach completely eliminates this requirement by reducing the many possible ways that states could decompose down to a single point on the sphere at which there is zero entanglement. The approach requires that there be only one such point, or "root," of zero entanglement, prompting the physicists to describe the method as "one root to rule them all."

The scientists explain that the "one root" property is common among quantum states and can be easily verified, transforming a formidable math problem into one that is trivially easy. They demonstrated that the new approach works for many types of two-, three- and four-qubit entangled states.

"This method reveals an intriguing and previously unexplored connection between the quantum features of a state and classical geometry, allowing all one-root states to enjoy a convenient visual representation which considerably simplifies the study and understanding of their properties," the researchers explained.

The simple way of measuring a state's entanglement could have applications in many technological areas, such as quantum cryptography, computation, and communication. It could also provide insight into understanding the foundations of thermodynamics, condensed matter physics, and biology. [7]

An idea for allowing the human eye to observe an instance of entanglement



Scheme of the proposal for detecting entanglement with the human eye. Credit: arXiv:1602.01907

Entanglement, is of course, where two quantum particles are intrinsically linked to the extent that they actually share the same existence, even though they can be separated and moved apart. The idea was first proposed nearly a century ago, and it has not only been proven, but researchers routinely cause it to occur, but, to date, not one single person has ever actually seen it happen—they only know it happens by conducting a series of experiments. It is not clear if anyone has ever actually tried to see it happen, but in this new effort, the research trio claim to have found a way to make it happen—if only someone else will carry out the experiment on a willing volunteer.

The idea involves using a beam splitter and two beams of light—an initial beam of coherent photons fired at the beam splitter and a secondary beam of coherent photons that interferes with the photons in the first beam causing a change of phase, forcing the light to be reflected rather than transmitted. In such a scenario, the secondary beam would not need to be as intense as the first, and could in fact be just a single coherent photon—if it were entangled, it could be used to allow a person to see the more powerful beam while still preserving the entanglement of the original photon.

The researchers suggest the technology to carry out such an experiment exists today, but also acknowledge that it would take a special person to volunteer for such an assignment because to prove that they had seen entanglement taking place would involve shooting a large number of photons in series, into a person's eye, whereby the resolute volunteer would announce whether they had seen the light on the order of thousands of times. [6]

Quantum entanglement

Measurements of physical properties such as position, momentum, spin, polarization, etc. performed on entangled particles are found to be appropriately correlated. For example, if a pair of particles is generated in such a way that their total spin is known to be zero, and one particle is found to have clockwise spin on a certain axis, then the spin of the other particle, measured on the same axis, will be found to be counterclockwise. Because of the nature of quantum measurement, however, this behavior gives rise to effects that can appear paradoxical: any measurement of a property of a particle can be seen as acting on that particle (e.g. by collapsing a number of superimposed states); and in the case of entangled particles, such action must be on the entangled system as a whole. It thus appears that one particle of an entangled pair "knows" what measurement has been performed on the other, and with what outcome, even though there is no known means for such information to be communicated between the particles, which at the time of measurement may be separated by arbitrarily large distances. [4]

The Bridge

The accelerating electrons explain not only the Maxwell Equations and the Special Relativity, but the Heisenberg Uncertainty Relation, the wave particle duality and the electron's spin also, building the bridge between the Classical and Quantum Theories. [1]

Accelerating charges

The moving charges are self maintain the electromagnetic field locally, causing their movement and this is the result of their acceleration under the force of this field. In the classical physics the charges will distributed along the electric current so that the electric potential lowering along the current, by linearly increasing the way they take every next time period because this accelerated motion. The same thing happens on the atomic scale giving a dp impulse difference and a dx way difference between the different part of the not point like particles.

Relativistic effect

Another bridge between the classical and quantum mechanics in the realm of relativity is that the charge distribution is lowering in the reference frame of the accelerating charges linearly: $ds/dt = at$ (time coordinate), but in the reference frame of the current it is parabolic: $s = a/2 t^2$ (geometric coordinate).

Heisenberg Uncertainty Relation

In the atomic scale the Heisenberg uncertainty relation gives the same result, since the moving electron in the atom accelerating in the electric field of the proton, causing a charge distribution on Δx position difference and with a Δp momentum difference such a way that their product is about the half Planck reduced constant. For the proton this Δx is much less in the nucleon, than in the orbit of the electron in the atom, the Δp is much higher because of the greater proton mass.

This means that the electron and proton are not point like particles, but has a real charge distribution.

Wave – Particle Duality

The accelerating electrons explains the wave – particle duality of the electrons and photons, since the elementary charges are distributed on Δx position with Δp impulse and creating a wave packet of the electron. The photon gives the electromagnetic particle of the mediating force of the electrons electromagnetic field with the same distribution of wavelengths.

Atomic model

The constantly accelerating electron in the Hydrogen atom is moving on the equipotential line of the proton and its kinetic and potential energy will be constant. Its energy will change only when it is changing its way to another equipotential line with another value of potential energy or getting free with enough kinetic energy. This means that the Rutherford-Bohr atomic model is right and only that changing acceleration of the electric charge causes radiation, not the steady acceleration. The steady acceleration of the charges only creates a centric parabolic steady electric field around the charge, the magnetic field. This gives the magnetic moment of the atoms, summing up the proton and electron magnetic moments caused by their circular motions and spins.

The Relativistic Bridge

Commonly accepted idea that the relativistic effect on the particle physics is the fermions' spin - another unresolved problem in the classical concepts. If the electric charges can move only with accelerated motions in the self maintaining electromagnetic field, once upon a time they would reach the velocity of the electromagnetic field. The resolution of this problem is the spinning particle, constantly accelerating and not reaching the velocity of light because the acceleration is radial. One origin of the Quantum Physics is the Planck Distribution Law of the electromagnetic oscillators, giving equal intensity for 2 different wavelengths on any temperature. Any of these two wavelengths will give equal intensity diffraction patterns, building different asymmetric constructions, for example proton - electron structures (atoms), molecules, etc. Since the particles are centers of diffraction patterns they also have particle – wave duality as the electromagnetic waves have. [2]

The weak interaction

The weak interaction transforms an electric charge in the diffraction pattern from one side to the other side, causing an electric dipole momentum change, which violates the CP and time reversal symmetry. The Electroweak Interaction shows that the Weak Interaction is basically electromagnetic in nature. The arrow of time shows the entropy grows by changing the temperature dependent diffraction patterns of the electromagnetic oscillators.

Another important issue of the quark model is when one quark changes its flavor such that a linear oscillation transforms into plane oscillation or vice versa, changing the charge value with 1 or -1. This kind of change in the oscillation mode requires not only parity change, but also charge and time changes (CPT symmetry) resulting a right handed anti-neutrino or a left handed neutrino.

The right handed anti-neutrino and the left handed neutrino exist only because changing back the quark flavor could happen only in reverse, because they are different geometrical constructions, the u is 2 dimensional and positively charged and the d is 1 dimensional and negatively charged. It needs also a time reversal, because anti particle (anti neutrino) is involved.

The neutrino is a $1/2$ spin creator particle to make equal the spins of the weak interaction, for example neutron decay to 2 fermions, every particle is fermions with $1/2$ spin. The weak interaction changes the entropy since more or less particles will give more or less freedom of movement. The entropy change is a result of temperature change and breaks the equality of oscillator diffraction intensity of the Maxwell–Boltzmann statistics. This way it changes the time coordinate measure and makes possible a different time dilation as of the special relativity.

The limit of the velocity of particles as the speed of light appropriate only for electrical charged particles, since the accelerated charges are self maintaining locally the accelerating electric force. The neutrinos are CP symmetry breaking particles compensated by time in the CPT symmetry, that is the time coordinate not works as in the electromagnetic interactions, consequently the speed of neutrinos is not limited by the speed of light.

The weak interaction T-asymmetry is in conjunction with the T-asymmetry of the second law of thermodynamics, meaning that locally lowering entropy (on extremely high temperature) causes the weak interaction, for example the Hydrogen fusion.

Probably because it is a spin creating movement changing linear oscillation to 2 dimensional oscillation by changing d to u quark and creating anti neutrino going back in time relative to the proton and electron created from the neutron, it seems that the anti neutrino fastest then the velocity of the photons created also in this weak interaction?

A quark flavor changing shows that it is a reflection changes movement and the CP- and T-symmetry breaking!!! This flavor changing oscillation could prove that it could be also on higher level such as atoms, molecules, probably big biological significant molecules and responsible on the aging of the life.

Important to mention that the weak interaction is always contains particles and antiparticles, where the neutrinos (antineutrinos) present the opposite side. It means by Feynman's interpretation that these particles present the backward time and probably because this they seem to move faster than the speed of light in the reference frame of the other side.

Finally since the weak interaction is an electric dipole change with $\frac{1}{2}$ spin creating; it is limited by the velocity of the electromagnetic wave, so the neutrino's velocity cannot exceed the velocity of light.

The General Weak Interaction

The Weak Interactions T-asymmetry is in conjunction with the T-asymmetry of the Second Law of Thermodynamics, meaning that locally lowering entropy (on extremely high temperature) causes for example the Hydrogen fusion. The arrow of time by the Second Law of Thermodynamics shows the increasing entropy and decreasing information by the Weak Interaction, changing the temperature dependent diffraction patterns. A good example of this is the neutron decay, creating more particles with less known information about them.

The neutrino oscillation of the Weak Interaction shows that it is a general electric dipole change and it is possible to any other temperature dependent entropy and information changing diffraction pattern of atoms, molecules and even complicated biological living structures.

We can generalize the weak interaction on all of the decaying matter constructions, even on the biological too. This gives the limited lifetime for the biological constructions also by the arrow of time. There should be a new research space of the Quantum Information Science the 'general neutrino oscillation' for the greater than subatomic matter structures as an electric dipole change. There is also connection between statistical physics and evolutionary biology, since the arrow of time is working in the biological evolution also.

The Fluctuation Theorem says that there is a probability that entropy will flow in a direction opposite to that dictated by the Second Law of Thermodynamics. In this case the Information is growing that is the matter formulas are emerging from the chaos. So the Weak Interaction has two directions, samples for one direction is the Neutron decay, and Hydrogen fusion is the opposite direction.

Fermions and Bosons

The fermions are the diffraction patterns of the bosons such a way that they are both sides of the same thing.

Van Der Waals force

Named after the Dutch scientist Johannes Diderik van der Waals – who first proposed it in 1873 to explain the behaviour of gases – it is a very weak force that only becomes relevant when atoms and molecules are very close together. Fluctuations in the electronic cloud of an atom mean that it will have an instantaneous dipole moment. This can induce a dipole moment in a nearby atom, the result being an attractive dipole–dipole interaction.

Electromagnetic inertia and mass

Electromagnetic Induction

Since the magnetic induction creates a negative electric field as a result of the changing acceleration, it works as an electromagnetic inertia, causing an electromagnetic mass. [1]

Relativistic change of mass

The increasing mass of the electric charges the result of the increasing inductive electric force acting against the accelerating force. The decreasing mass of the decreasing acceleration is the result of the inductive electric force acting against the decreasing force. This is the relativistic mass change explanation, especially importantly explaining the mass reduction in case of velocity decrease.

The frequency dependence of mass

Since $E = h\nu$ and $E = mc^2$, $m = h\nu/c^2$ that is the m depends only on the ν frequency. It means that the mass of the proton and electron are electromagnetic and the result of the electromagnetic induction, caused by the changing acceleration of the spinning and moving charge! It could be that the m_0 inertial mass is the result of the spin, since this is the only accelerating motion of the electric charge. Since the accelerating motion has different frequency for the electron in the atom and the proton, they masses are different, also as the wavelengths on both sides of the diffraction pattern, giving equal intensity of radiation.

Electron – Proton mass rate

The Planck distribution law explains the different frequencies of the proton and electron, giving equal intensity to different lambda wavelengths! Also since the particles are diffraction patterns they have some closeness to each other – can be seen as a gravitational force. [2]

There is an asymmetry between the mass of the electric charges, for example proton and electron, can understood by the asymmetrical Planck Distribution Law. This temperature dependent energy distribution is asymmetric around the maximum intensity, where the annihilation of matter and antimatter is a high probability event. The asymmetric sides are creating different frequencies of electromagnetic radiations being in the same intensity level and compensating each other. One of these compensating ratios is the electron – proton mass ratio. The lower energy side has no compensating intensity level, it is the dark energy and the corresponding matter is the dark matter.

Gravity from the point of view of quantum physics

The Gravitational force

The gravitational attractive force is basically a magnetic force.

The same electric charges can attract one another by the magnetic force if they are moving parallel in the same direction. Since the electrically neutral matter is composed of negative and positive charges they need 2 photons to mediate this attractive force, one per charges. The Bing Bang caused parallel moving of the matter gives this magnetic force, experienced as gravitational force.

Since graviton is a tensor field, it has spin = 2, could be 2 photons with spin = 1 together.

You can think about photons as virtual electron – positron pairs, obtaining the necessary virtual mass for gravity.

The mass as seen before a result of the diffraction, for example the proton – electron mass ratio $M_p=1840 M_e$. In order to move one of these diffraction maximum (electron or proton) we need to intervene into the diffraction pattern with a force appropriate to the intensity of this diffraction maximum, means its intensity or mass.

The Big Bang caused acceleration created radial currents of the matter, and since the matter is composed of negative and positive charges, these currents are creating magnetic field and attracting forces between the parallel moving electric currents. This is the gravitational force experienced by the matter, and also the mass is result of the electromagnetic forces between the charged particles. The positive and negative charged currents attracts each other or by the magnetic forces or by the much stronger electrostatic forces!?

The gravitational force attracting the matter, causing concentration of the matter in a small space and leaving much space with low matter concentration: dark matter and energy.

There is an asymmetry between the mass of the electric charges, for example proton and electron, can understood by the asymmetrical Planck Distribution Law. This temperature dependent energy distribution is asymmetric around the maximum intensity, where the annihilation of matter and antimatter is a high probability event. The asymmetric sides are creating different frequencies of electromagnetic radiations being in the same intensity level and compensating each other. One of these compensating ratios is the electron – proton mass ratio. The lower energy side has no compensating intensity level, it is the dark energy and the corresponding matter is the dark matter.

The Higgs boson

By March 2013, the particle had been proven to behave, interact and decay in many of the expected ways predicted by the Standard Model, and was also tentatively confirmed to have + parity and zero spin, two fundamental criteria of a Higgs boson, making it also the first known scalar particle to be discovered in nature, although a number of other properties were not fully proven and some partial results do not yet precisely match those expected; in some cases data is also still awaited or being analyzed.

Since the Higgs boson is necessary to the W and Z bosons, the dipole change of the Weak interaction and the change in the magnetic effect caused gravitation must be conducted. The Wien law is also important to explain the Weak interaction, since it describes the T_{\max} change and the diffraction patterns change. [2]

Higgs mechanism and Quantum Gravity

The magnetic induction creates a negative electric field, causing an electromagnetic inertia. Probably it is the mysterious Higgs field giving mass to the charged particles? We can think about the photon as an electron-positron pair, they have mass. The neutral particles are built from negative and positive charges, for example the neutron, decaying to proton and electron. The wave – particle duality makes sure that the particles are oscillating and creating magnetic induction as an inertial mass, explaining also the relativistic mass change. Higher frequency creates stronger magnetic induction, smaller frequency results lesser magnetic induction. It seems to me that the magnetic induction is the secret of the Higgs field.

In particle physics, the Higgs mechanism is a kind of mass generation mechanism, a process that gives mass to elementary particles. According to this theory, particles gain mass by interacting with the Higgs field that permeates all space. More precisely, the Higgs mechanism endows gauge bosons in a gauge theory with mass through absorption of Nambu–Goldstone bosons arising in spontaneous symmetry breaking.

The simplest implementation of the mechanism adds an extra Higgs field to the gauge theory. The spontaneous symmetry breaking of the underlying local symmetry triggers conversion of components of this Higgs field to Goldstone bosons which interact with (at least some of) the other fields in the theory, so as to produce mass terms for (at least some of) the gauge bosons. This mechanism may also leave behind elementary scalar (spin-0) particles, known as Higgs bosons.

In the Standard Model, the phrase "Higgs mechanism" refers specifically to the generation of masses for the W^\pm , and Z weak gauge bosons through electroweak symmetry breaking. The Large Hadron Collider at CERN announced results consistent with the Higgs particle on July 4, 2012 but stressed that further testing is needed to confirm the Standard Model.

What is the Spin?

So we know already that the new particle has spin zero or spin two and we could tell which one if we could detect the polarizations of the photons produced. Unfortunately this is difficult and neither ATLAS nor CMS are able to measure polarizations. The only direct and sure way to confirm that the particle is indeed a scalar is to plot the angular distribution of the photons in the rest frame of the centre of mass. A spin zero particles like the Higgs carries no directional information away from the original collision so the distribution will be even in all directions. This test will be possible when a much larger number of events have been observed. In the mean time we can settle for less certain indirect indicators.

The Graviton

In physics, the graviton is a hypothetical elementary particle that mediates the force of gravitation in the framework of quantum field theory. If it exists, the graviton is expected to be massless (because the gravitational force appears to have unlimited range) and must be a spin-2 boson. The spin follows from the fact that the source of gravitation is the stress-energy tensor, a second-rank tensor (compared to electromagnetism's spin-1 photon, the source of which is the four-current, a first-rank tensor). Additionally, it can be shown that any massless spin-2 field would give rise to a force indistinguishable from gravitation, because a massless spin-2 field must couple to (interact with) the stress-energy tensor in the same way that the gravitational field does. This result suggests

that, if a massless spin-2 particle is discovered, it must be the graviton, so that the only experimental verification needed for the graviton may simply be the discovery of a massless spin-2 particle. [3]

The Secret of Quantum Entanglement

The Secret of Quantum Entanglement that the particles are diffraction patterns of the electromagnetic waves and this way their quantum states every time is the result of the quantum state of the intermediate electromagnetic waves. [2] When one of the entangled particles wave function is collapses by measurement, the intermediate photon also collapses and transforms its state to the second entangled particle giving it the continuity of this entanglement. Since the accelerated charges are self-maintaining their potential locally causing their acceleration, it seems that they entanglement is a spooky action at a distance.

Conclusions

The accelerated charges self-maintaining potential shows the locality of the relativity, working on the quantum level also.

The Secret of Quantum Entanglement that the particles are diffraction patterns of the electromagnetic waves and this way their quantum states every time is the result of the quantum state of the intermediate electromagnetic waves.

One of the most important conclusions is that the electric charges are moving in an accelerated way and even if their velocity is constant, they have an intrinsic acceleration anyway, the so called spin, since they need at least an intrinsic acceleration to make possible they movement .

The bridge between the classical and quantum theory is based on this intrinsic acceleration of the spin, explaining also the Heisenberg Uncertainty Principle. The particle – wave duality of the electric charges and the photon makes certain that they are both sides of the same thing. Basing the gravitational force on the accelerating Universe caused magnetic force and the Planck Distribution Law of the electromagnetic waves caused diffraction gives us the basis to build a Unified Theory of the physical interactions.

References

[1] The Magnetic field of the Electric current and the Magnetic induction

http://academia.edu/3833335/The_Magnetic_field_of_the_Electric_current

[2] 3 Dimensional String Theory http://academia.edu/3834454/3_Dimensional_String_Theory

[3] Graviton Production By Two Photon and Electron-Photon Processes In Kaluza-Klein Theories With Large Extra Dimensions <http://arxiv.org/abs/hep-ph/9909392> [4] Quantum Entanglement

http://en.wikipedia.org/wiki/Quantum_entanglement

- [5] Space-based experiment could test gravity's effects on quantum entanglement
<http://phys.org/news/2014-05-space-based-gravity-effects-quantum-entanglement.html>
- [6] An idea for allowing the human eye to observe an instance of entanglement
<http://phys.org/news/2016-02-idea-human-eye-instance-entanglement.html>
- [7] Physicists discover easy way to measure entanglement—on a sphere
<http://phys.org/news/2016-02-physicists-easy-entanglementon-sphere.html>
- [8] Researchers demonstrate 'quantum surrealism'
<http://phys.org/news/2016-02-quantum-surrealism.html>
- [9] Moving electrons around loops with light: A quantum device based on geometry
<http://phys.org/news/2016-02-electrons-loops-quantum-device-based.html>
- [10] Quantum experiments designed by machines
<http://phys.org/news/2016-02-quantum-machines.html>
- [11] Physicists are putting themselves out of a job, using artificial intelligence to run a complex experiment
<http://phys.org/news/2016-05-physicists-job-artificial-intelligence-complex.html>
- [12] Artificial intelligence helps in the discovery of new materials
<http://phys.org/news/2016-09-artificial-intelligence-discovery-materials.html>
- [13] Using machine learning to understand materials
<https://techxplore.com/news/2016-09-machine-materials.html>
- [14] Active machine learning for the discovery and crystallization of gigantic polyoxometalate molecules
<https://phys.org/news/2017-08-machine-discovery-crystallization-gigantic-polyoxometalate.html>
- [15] A Machine Learning Systems That Called Neural Networks Perform Tasks by Analyzing Huge Volumes of Data
<http://trendintech.com/2017/09/14/a-machine-learning-systems-that-called-neural-networksperform-tasks-by-analyzing-huge-volumes-of-data/>
- [16] Rise of the quantum thinking machines
<https://phys.org/news/2017-09-quantum-machines.html>

- [17] Mathematicians develop model for how new ideas emerge
<https://phys.org/news/2018-01-mathematicians-ideas-emerge.html>
- [18] Scientists pioneer use of deep learning for real-time gravitational wave discovery
<https://phys.org/news/2018-01-scientists-deep-real-time-gravitational-discovery.html>
- [19] Enhanced detection of nuclear events, thanks to deep learning
<https://phys.org/news/2018-06-nuclear-events-deep.html>
- [20] Machine learning classifies biomolecules
<https://physicsworld.com/a/machine-learning-classifies-biomolecules/>
- [21] Machine learning technique to predict human cell organization published in nature methods
<https://phys.org/news/2018-09-machine-technique-human-cell-published.html>
- [22] Machine learning in action for the humanitarian sector
<https://phys.org/news/2019-01-machine-action-humanitarian-sector.html>
- [23] AI adjusts for gaps in citizen science data
<https://phys.org/news/2019-01-ai-adjusts-gaps-citizen-science.html>
- [24] Inequalities in the UK can be detected using deep learning image analysis
<https://techxplore.com/news/2019-04-inequalities-uk-deep-image-analysis.html>
- [25] Researchers convert 2-D images into 3-D using deep learning
<https://phys.org/news/2019-11-d-images-deep.html>
- [26] Blurry imaging limits clarified thanks to information technology
<https://phys.org/news/2019-11-blurry-imaging-limits-technology.html>
- [27] Mathematics at the speed of light
<https://phys.org/news/2019-11-mathematics.html>
- [28] Solving complex problems at the speed of light
<https://phys.org/news/2020-01-complex-problems.html>