

# An Incorporatory and Non-Discriminate Analysis of Mystopropanic Physics

Funded in part by the UNSPCFA  
*United Nations Special Phenomenon Center for Attribution*

## Abstract

According to all known laws of chemistry, mystopropane should not be able to form, but it does anyway because mystopropane does not care what humans think is impossible. Recent developments in the intense and very mysterious field of isobutane have revealed different forms of this strange molecule that have been shown to be created in new and novel ways that were previously thought to be impossible. Mystopropane is structurally very similar to isobutane and may look the same to the naked eye (considering one cannot see a molecule with the naked eye). The differences between isobutane and mystopropane will be revealed throughout this study, which will include the in-depth research of scientists like Daved Von Walkerheim II and Devang Deepak. The “Great Kacklehauser-Shimeryton Debate” will also be thoroughly mentioned because of its contributions to the continued research on mystopropane.

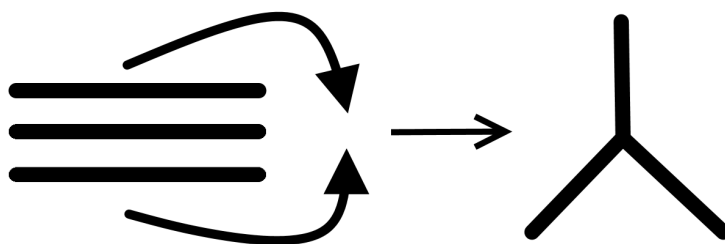


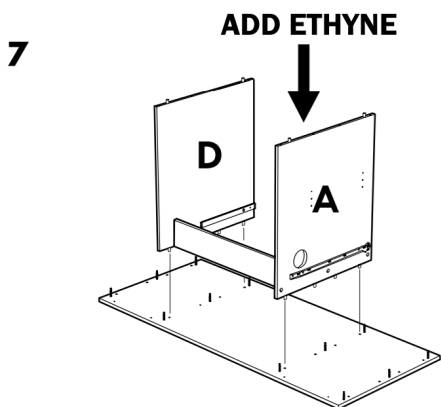
Figure 1: The Fundamental Reaction of Propanionics

# Contents

<b>1</b>	<b>Introduction and History</b>	<b>2</b>
<b>2</b>	<b>The Fundamental Reaction of Propanionics</b>	<b>2</b>
2.1	Ethnylysis . . . . .	2
2.2	Thermalalysis . . . . .	2
2.3	Minor Retroactivelysis . . . . .	2
2.4	Major Retroactivelysis . . . . .	3
2.5	Glycolysis . . . . .	3
2.6	Formation . . . . .	3
2.6.1	Mystopropanogenesis . . . . .	3
2.6.2	Formal Formation . . . . .	4
<b>3</b>	<b>Supplementary Information</b>	<b>4</b>
3.1	The Differences Between Mystopropane and Isobutane . . . . .	4
3.1.1	Potential Reasoning for Textural Differences . . . . .	5
3.1.1.1	Formation Hypothesis . . . . .	5
3.1.1.2	Quantum Virtual <i>n</i> -Cyclomethylic Exchange Approach Hyperthesis . . . . .	5
3.1.1.3	The Great Kacklehauser-Shimeryton Debate . . . . .	5
<b>4</b>	<b>Complementary Information</b>	<b>6</b>
<b>5</b>	<b>Mystopropanionics</b>	<b>6</b>
5.1	A Discombobulating Vortex Portal . . . . .	6
5.2	Geology . . . . .	6
5.3	Careers in Propanionics . . . . .	7
<b>6</b>	<b>Glossary</b>	<b>7</b>

## 1 Introduction and History

The field of propanionics (and its subfields of mystopropanionics, cyclopropanionics, and banananionics) began sometime in the summer of 1985 when a scientist working for Exxon decided to put a bit of octane and propane together. Nothing happened. Directly after that however, a scientist working for Ikea put together an instructions list on how to synthesize a desk set. The instructions list had a typo however; instead of saying “affix the desk leg to the side” it said “add ethyne”. As Professor Parth Shroff once said, “this crucial misspelling had a deep impact.” The heat from the intense difficulties of putting together the desk set, compounded with the ethyne, allowed for the principle of “bond appropriation” to take place. The end result was mystopropane. The creation of mystopropane and the first observed non-political occurrence of bond appropriation prompted the immediate creation of the field of propanionics.



An example of the egregious instructional error that resulted in propanionics

## 2 The Fundamental Reaction of Propanionics

Propanionics, the application of propane in modern day life, is centered around one fundamental reaction that applies to all kinds of propanes. The basic mechanism is where some ethynylic compound is placed under intense heat which breaks apart the triple bond into two new carbons (making a total of four carbons). These carbons then bond together through the process of bond appropriation to form mystopropane. In the past, an immense amount of heat has been required to create a bond appropriation reaction, however technology has improved and

Ikea instructions have become easier to understand (though not by much). The initial Fundamental Reaction of Propanionics (FRP) was easily catalyzed because of what is known as the “Frustration Multiplier” (FM). The FM is an essential part of the “Markovnikov Quotient”, an equation that calculates the feasibility of any given FRP. Coincidentally, if the derivative of the Markovnikov Quotient is taken, the result is the propanic energy due to the reaction.

$$\int_{\alpha}^{\omega} \frac{(c + o + r + n)^{\Delta T}}{FM - 1} dT$$

### The Markovnikov Quotient

When the FRP occurs, propanic energy permeates an immediate 13.7 mile radius around the neighborhood in which the reaction was conducted (however if the neighborhood is within a municipality or other small government, then the radius is roughly 5.6 miles.

Due to means of organic chemistry simplification, this reaction is made to seem much more simple (read: less complex) than it actually is. There are several main parts to this reaction; ethynylysis, thermalalalysis, minor retroactivelylysis, major retroactivelylysis, glycolysis, and formation.

### 2.1 Ethynylysis

Ethynylysis is the first step of the FRP in which an ethyne is introduced in a quiet setting, with the temperature set to Universal Room Temperature (URT). At this point, the ethyne molecules are allowed to create ethynylic energy, which is usually used during the formation stage to counteract the large effects of propanic energy. Ethynylysis, simply put, is the addition of ethyne to a large Crock-Pot™.

### 2.2 Thermalalalysis

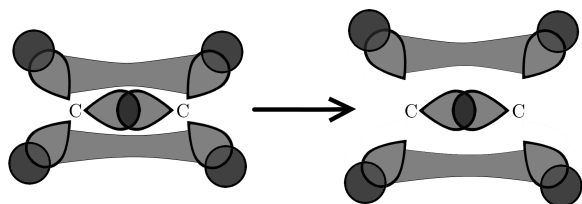
At this stage, the Crock-Pot™ is preheated to 350°, or 425° if it’s a Sunday. So long as ethynylysis took place under URT conditions, the ethyne should reach 350° in 30 minutes and 425° in 48 minutes. At this point, the ethyne should start boiling at which time you will need to bring it to a simmer. Generally thermalalalysis works better if one tablespoon of salt is added halfway through the time.

### 2.3 Minor Retroactivelylysis

This section is too minor to be discussed in detail.

## 2.4 Major Retroactivelysis

At this point in the reaction, individual bonds from the triple bond start to pull further from the ethyne until they come apart and float as aqueous xenomorphs in solution.

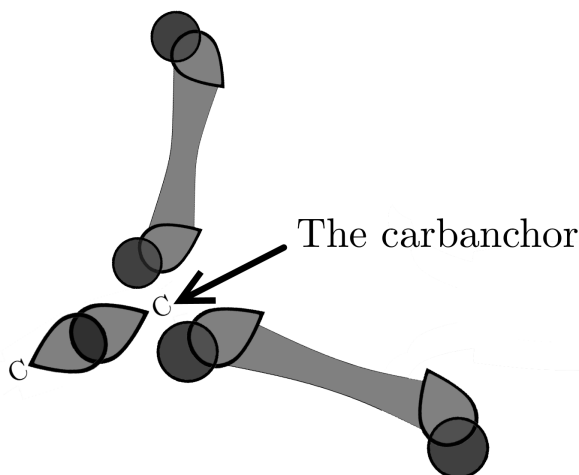


Major retroactivelysis

These xenomorphs later spread in solution as the reaction progresses. At this point, the temperature of the Crock-Pot™ should be lowered to allow the xenomorphs to combine with each other.

## 2.5 Glycolysis

Once the xenomorphs are fully separated and the temperature is lowered (somewhere a bit above universal room temperature (SABAURT)), glycolysis can begin. In glycolysis, the xenomorphs of ethyne combine at a single carbon anchor-point (known as a carbanchor).



Glycolysis of ethyne

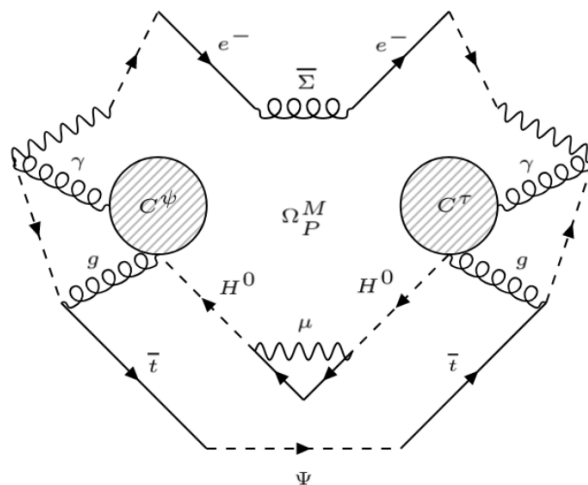
Glycolysis ends roughly at the point that the carbanchor is 17.9 planck lengths away.

## 2.6 Formation

The final stage of the formation of mystopropane is the formation stage of the formation of mystopropane. Formation is divided into two parts; mystopropanogenesis and formal formation.

### 2.6.1 Mystopropanogenesis

During mystopropanogenesis, electrons interact via gluon-mediated photonic transitions with virtual exchange of gauge bosons, contributing to the formation of Carbon atoms both before and after, but not during, mystopropane formation. In particular, the Feynman diagram of virtual electron exchange uniquely resembles Schrodingers Cats Equation, with feline cyclic pairs of fermions (both virtual electrons and muons) that in turn contribute to the Higgs-based mechanism of carbon formation. Notably, the time-symmetry of the virtual exchange is tied to the end result of the carbon atoms; the formation of one carbon occurs before the formation of the other carbon, which can only form after the formation of mystopropane. Fortunately, after some time, mystopropane exists in its full form, releasing energy as described by the first-order caturbation of the Hamiltonian.



A Feynman diagram showing the virtual exchange of electrons.

For the above Feynman diagram, time is on the horizontal axis while position is on the vertical, with the flow of time irrelevant. The interaction proceeds through quark chromodynamic exchanges in tandem with the formation of two time-distinct carbons (here labelled psi and tau, kind of like the noises a cat makes when you first pet it and then throw it in a bathtub). The photons are simultaneously transformed into gauge bosons (gluons and antitau particles) along with a cyclic transition of a muon that occurs while a Psi boson is on vacation. Note the distinct ear-like formation that occurs when negatively charged fermions interact via the Higgs mechanism with electrons to repulse them from the all-organic, carbonatural, and top-quark free energy centers. The two carbons cannot form simultaneously, but must

rather be developed right before and after the formation of mystopropane, here labelled  $\Omega_P^M$ .

$$\left(\frac{-\hbar^2}{2m_{eow}}\right)\nabla^2 + v_{(x)}\psi = i\hbar\frac{\partial\psi}{\partial t}$$

### Schrodingers Cats Equation in Carbon Distribution During Mystopropanogenesis

Schrodingers Cats Equation offers some comfort from the fuzziness of the gluons in the Feynman diagram; the Hamiltonian actually provides a banded potential function that extends the notion of time-symmetry violation to first order caturbation theory. In particular, when we solve for the distribution of mystopropanogenesis nucleation centers (where the carbons form to make Mystopropane) we arrive at a path integral of a Stress tensor summed over coordinate axes k and e, which in turn equals a Riemannian function. This equation is often referenced as the “WhiSkeRs” equation, although no one is quite sure why.

$$\oint_{J_h}^w iS_e^k = R_{(s)}$$

### The WhiSkeRs Equation in Action

The WhiSkeRs equation does explain however why mystopropanogenesis cannot occur at one time; the Stress tensor would be symmetric, and the two Carbons would force the wavefunction to equal zero (meaning that the Carbons would not exist). Here, the two Carbons form at opposite times over a fixed path of entropy modelled by variables w and h, which in turn gives a time-independent, variable-rich, and 100% differential modelling of Carbon energy centers in the Feynman diagram.

### 2.6.2 Formal Formation

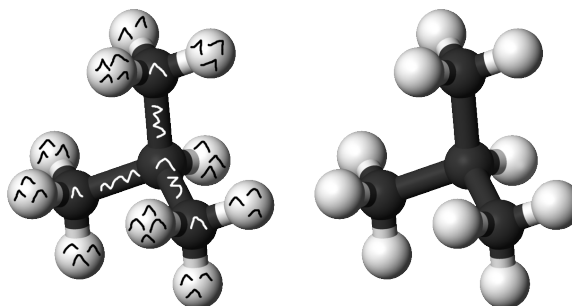
Formal formation takes place approximately four seconds after mystopropanogenesis and is the formal, foremost, and final formation of mystopropane through the FRP. At this point, each carbon about the carbanchor has been fully stabilized. The only thing left to happen is for these mystopropanogenesized carbons to begin exchanging real electrons, compared to the virtual electrons exchanged during mystopropanogenesis. By means of  $\Omega_P^M$ , the carbons may finally form after formation, thus completing the Fundamental Reaction of Propanionics and forming mystopropane. At this point it is appropriate to call the produced mystopropane a fully formalized and formed formula of mystopropane.

## 3 Supplementary Information

The following section covers the important facts needed in order to understand propanionics and propanology. For example, did you know that propanionics is the application of propanology while propanology is the study of anything with the word “propane” in it? See, this is how our facilities get funding.

### 3.1 The Differences Between Mystopropane and Isobutane

A layman may think, simply based off of the apparent structure of mystopropane and isobutane, that they are the same molecule. This, of course, is wrong. By looking at the muscular structures (rather than their skeletal structures), one can deduce the immediately visible difference; their texture. Mystopropane, like shark teeth and sharp edges, has a sharp texture. The top layer of mystopropane is covered with “bosonic shards”; sharp pieces of subsubatomic material that display the tendency to hurt those who touch it. This is the exact reason that people lose their arms when they put their hands in a pool of what they think is isobutane.



One of these is not like the other

Formal researcher Dr. Devang Deepak is known for his efforts to prevent the plague that is mystopropylic-induced catastrophe. The first known case of mystopropylic-induced catastrophe was observed by Deepak to happen to a patient named Trump Donalds, hence why it is occasionally called “mystopropylic-induced catastrophe of Donalds” or “MIC Donalds”. Since Deepak’s death, Daved Von Walkerheim II has undertaken his research. No progress has been made since then.

Of course, these kinds of problems do not occur with isobutane, the only symptoms associated with the contact of isobutane are drowsiness, narcosis, asphyxia, frostbite, and suffocation. The reason that isobutane is such a healthy molecule is that it has

a smooth texture, compared to the sharp texture of mystopropane.

### 3.1.1 Potential Reasoning for Textural Differences

Today there is still some debate regarding why there are in fact textural differences between mystopropane and isobutane. Some say that the textural differences are because of the environment in which they form (mystopropane can only form in Crock-Pot™ conditions), some say the differences are due to the day of the week (mystopropane is never produced on Thursdays due to religious purposes), some even say the differences are due to the manufacturers' attire (mystopropaneers never wear the color red). As of today, however, there are two prevailing hypotheses regarding textural reasoning; the *Formation Hypothesis* and the *Quantum Virtual  $n$ -Cyclomethylic Exchange Approach Hyperthesis*.

#### 3.1.1.1 Formation Hypothesis

First hypothesized by Alorozoski Kacklehauser in 1996, the Formation Hypothesis holds that during the formal formation stage of the FRP, the real exchange of electrons about the carbanchor induces an energetic pulse of propanic energy which causes the mystopropane in question to pulsate until formal formation is complete, at which point the pulsation will have caused sharp bosonic shards to form throughout the molecule.

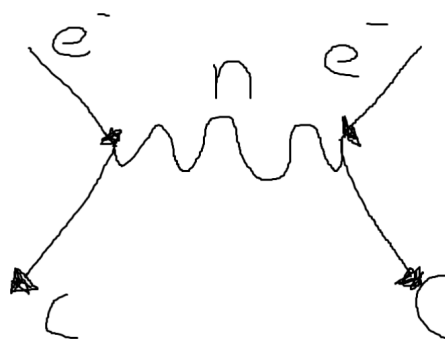
#### 3.1.1.2 Quantum Virtual $n$ -Cyclomethylic Exchange Approach Hyperthesis

First hyperthesized by Sir Noland Shimeryton in 1994, this approach holds that major retroactiveness does not occur via xenomorph extrusion, but rather through  $n$ -cyclomethane exchange. As each  $n$ -cyclomethane is formed via this alternative retroactiveness method, the partial bonds of said cyclomethane become zigzagged which have an imprintment impact on the carbons of the xenomorphs in glycolysis. This imprintment leads the carbons during glycolysis to have zigzagged sigma bonds shared between the carbons and hydrogens. Shimeryton proposes that these zigzagged sigma bonds cause a resonance of zigzags to permeate the mystopropane molecule, a process he dubs "zigzagonance".

#### 3.1.1.3 The Great Kacklehauser-Shimeryton Debate

For a long period of time, Shimeryton's Quantum Virtual  $n$ -Cyclomethylic Exchange Approach Hyperthesis was widely acknowledged to be the most ac-


curate (although not very precise) demonstration of why mystopropane is sharp, until Kacklehauser posed his hypothesis. Kacklehauser's novel approach seemed to both accurate and precise, which was received with enthusiasm in the scientific community. Shimeryton however was not pleased with the implication that he was wrong, prompting him to publish a paper called "51 Reasons why Alorozoski Kacklehauser is Wrong About Everything". Each reason stated "he smells like potatoes", but there was a crude depiction of a Feynman diagram that demonstrated a quantum mechanical explanation of the process.



A Shimeryton-based Feynman diagram

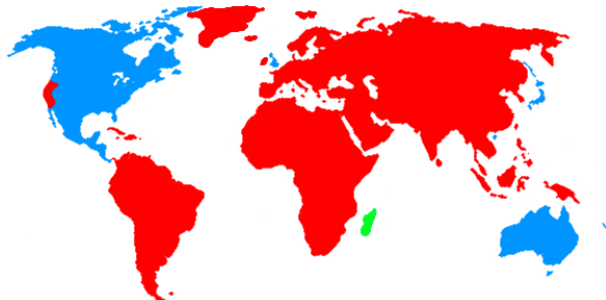
Kacklehauser responded to this accusation by firstly saying he smells like carrots, not potatoes. Next, he argued that "there is an error in [Shimeryton's] drawing; the time actually flows in two directions, meaning that the virtual  $n$ -cyclomethane is exchanged before mystopropane is actually formed. This is driven by Schrodinger's Cat's equation".

Shimeryton responded to Kacklehauser's claim by writing another paper, this time titled "Yes, You Do Smell Like Potatoes" which addressed Kacklehauser's issue with Shimeryton's Feynman diagram. Here, he explains that as the "cyclomethane is in the ground state, time symmetry is spontaneously broken, and the  $n$ -cyclomethane is actually exchanged both before and after the mystopropane is formed, but not during." He additionally demonstrated a model of a zigzagonance hybrid.



A model of what mystopropane undergoing zigzagonance might look like

After all was said and done, the scientific community became divided squarely. Those siding with Kacklehauser tended to be aligned with Mother Russia, while those who believe in Shimeryton's approach tend to be from filthy capitalist countries.



A map showing supporters of the Formation Approach versus the Quantum Virtual  $n$ -Cyclomethylic Exchange Approach Hyperthesis. Kacklehauser supporters are in red and Shimeryton supporters are in blue.

## 4 Complementary Information


Now that supplementary information is over, here's some complementary information. Little known fact: mystopropane is a good mosquito repellent. Also, mystopropane has been used as a toilet unclogger.

## 5 Mystopropanionics

More specific than propanionics, mystopropanionics describes the application of mystopropanic molecules in the world. The following information will cover some of the daily impacts of mystopropane in our world.

### 5.1 A Discombobulating Vortex Portal

Ethyne is inserted into the yellow insertion vacuum at the left, where it traverses a long tube, after which mystopropanogenesis occurs in the Reticulated-Plasmatic-Substrate-Extracting Modulator (designed and manufactured by Python corp. and Dairy Queen) shown in the center as a toroidal intersection over crystalline frameworks which are energetically charged by the glowing orb. This device was designed by economic and mystopropanic scientist Marc Karch (Ph.D. in mystopropanology from Whatsamatta U) to make mystopropanogenesis much easier. Since then, Dairy Queen is stolen Karch's patent, leaving Karch to become a macroeconomics teacher.



The discombobulating vortex portal in active processization of mystopropane. Do not note the man in the corner.

### 5.2 Geology

Geology is the only science; that being of minerals. In other words, it rocks. Mystopropane is commonly found in geologic structures like alluvium, pebbles, gravel, grains of rock, other small rocks, other large rocks, and somewhat normal sized rocks. When rocks are broken, propanic energy is released in the form of mystopropane expulsion. As seen by the image below, mystopropane is exploding from the rock. Generally, rocks should not be opened in order to not suffer pierce-based injuries. If a given rock needs to be opened, it should be counteracted with ethylic energy.



Mystopropane exploding by means of propanic energy from an open hole in a rock.

### 5.3 Careers in Propanionics

Recently, the field of propanionics has boomed as a result of the increased research of mystopropane. New companies, particularly in the panhandle of West Virginia, have recently been popping up and causing job growth. When considering a career in STEM (notably not STEAM or ASTEAM), a degree in propanology is one of the best decisions one can make.

## 6 Glossary

*Alorozoski Kacklehauser* A researcher who posed the Formation Approach

*Carbanchor* A carbon anchor

*Daved Von Walkerheim II* A researcher regarding the horrible disease of MIC Donalds

*Devang Deepak* A diseased researcher regarding the horrible disease of MIC Donalds

*Ethylnlysis* Part of the FRP; Addition of ethyne

*Final Formation* Final Formation

*FM* The Frustration Multiplier

*Formation* Part of the FRP; Composed of mystopropanogenesis and final formation

*The Formation Hypothesis* Reasons why mystopropane is sharp

*FRP* The Fundamental Reaction of Propanionics

*Glycolysis* Carbon combination with the carbanchor

*Ikea* A Swedish organic chemistry firm

*Isobutane* A not very sharp molecule; methylpropane; 1-methylpropane

*Major Retroactivelysis* Part of the FRP; Separation of xenomorphs

*The Markovnikov Quotient* An equation that calculates the feasibility of an FRP

*Minor Retroactivelysis* A very minor part of the FRP

*Mystopropane* A very sharp molecule

*Mystopropanionics* The application of propanionics

*Mystopropanogenesis* Exchange of virtual electrons

*Propanionics* The application of propane

*Quantum Virtual n-Cyclomethylic Exchange Approach Hyperthesis* Reasons why mystopropane is sharp

*Sir Noland Shimeryton* A researcher who posed the Quantum Virtual n-Cyclomethylic Exchange Approach Hyperthesis

*Schrodingers Cats Equation* An equation related to mystopropanogenesis

*Thermalalysis* Part of the FRP; Addition of heat

*The WhiSkeRs Equation* An equation related to mystopropanogenesis

*Zigagonance* Resonance of zigzagged sigma bonds