

# Photon is interpreted by the Particleization/Normalization of the mutual energy flow of the electromagnetic fields

Shuang-ren Zhao

November 3, 2019

## Abstract

Quantum mechanics has the quantization. The quantization offer us a method from the mechanic equation to build the quantum wave equation. For example the Canonical quantization offers a method to build the Schrödinger equation from Hamilton in classical mechanics. This is also referred as first quantization. In general, Maxwell equation itself is wave equation, hence, it doesn't need the first quantization. There is second quantization, for electromagnetic field. The second quantization discuss how many photons can be created when the energy of electromagnetic field is known. This is not interesting to this author. This author is interested how to build a particle from the wave equations (Maxwell equations or Schrödinger equation). Here the particle should confined in space locally. It should has the properties of wave. Our traditional quantization is to find the wave equation. This author try to build a particle from this wave equation, this process can be called as particleization. This author has introduced the mutual energy principle, the mutual energy principle successfully solved the problem of conflict between the Maxwell equations and the law of the energy conservation. The mutual energy flow theorem is derived from the mutual energy principle. The mutual energy flow is consist of the retarded wave and the advanced wave. The mutual energy flow theorem tell us the total energy of the energy flow passes through any surfaces between the emitter to the absorber are all exactly same. This property is required by the photon and any particle in quantum mechanics. Hence, this author has linked the mutual energy flow to the photon and also other particle. The mutual energy flow has the property of waves and also confined in space locally. However there is still a problem, the field of an emitter or the field of an absorber decreases according to the distance from the field point to the source point. If the current (or charge) of a source or sink for a photon is constant. The energy of the photon which equals the inner product of the current and the field will depended on the distance between the the source and the sink of the photon. If the distance increases, the amount of photon energy will decrease to infinite small. This is not correct. The energy of a photon should be a constant  $E = hv$ . The energy of the photon cannot decrease with the distance

between the emitter and the absorber. In order overcome this difficulty, this author suggests a normalization for the mutual energy flow. It is assume that the retarded wave sent from the emitter has collapse back in all direction. But the mutual energy flow build a energy channel between the source and sink. Since the energy can only go through this channel, the total energy of one photon must go through this channel. Hence, the total energy of the mutual energy flow has to be normalized to the energy of one photon. The mutual energy flow will increase to the energy of one photon. This leads that the amplitude of the wave does not decrease on the direction along the energy channel. The amplitude of the advanced wave also does not decrease on the direction of the energy channel. The electromagnetic wave in the space between an emitter (source) and an absorber (sink) looks like a wave inside a wave guide. The wave in a wave guide, the amplitude does not decrease alone the wave guide if the loss of energy can be omitted. This wave guide can be referred as the “nature wave guide”. In the nature wave guide the advanced wave leads the the retarded wave, hence, the retarded wave can only goes at the direction where has advanced wave. The retarded wave also leads the advanced wave. The advanced wave can only goes in the direction of the retarded wave. This normalization process successfully particularized the the mutual energy flow. This author believe this theory about the normalization/particleization of the mutual energy flow is also correct for other particle for example electron.

Keywords: Poynting; Maxwell; Schrödinger; Self-energy; Mutual energy; Mutual energy flow; Reciprocity theorem; Radiation; Newton’s third law; Action; Reaction; Advanced wave; Photon; Electron; Wave and particle duality; Huygens Principle; Quantization; Normalization.

## 1 Introduction

### 1.1 Quantization

Quantization in the quantum mechanics is a method to obtained the wave equation form classical mechanic equation. However, when we obtained the wave equation, for example Schrödinger equation, we still not clear how to build the a particle. Especially in 3D free space. the amplitude of the field solved from the wave equation in the 3D free space decreases with the distance. A particle is an energy package goes from a point A to a end point B without any amplitude decreases. Hence only a wave for example a retarded wave it is not possible to describe a particle. This is also referred as wave-particle duality problem. Hence, the wave-particle duality problem still not solved in the current quantum mechanics. This problem will be addressed in this article.

### 1.2 How a particle can be built from waves?

We know the photon and electron has wave properties and also has the particle properties. They should like wave packages.

1. This wave package should confine in a small volume. The shape of the photon should be like pollywog. This means it should be thin in the two ends which is the emitter and the absorber, and thick in the middle between the two ends. This wave should look like a soliton wave.

2. As the wave propagates, it should not spread out in the direction perpendicular to the direction of wave propagation.

3. The wave should only start from the emitter and end at the absorber. There should be no any energy flow to be leaked on infinite space.

4. The energy flow goes through any surface between the emitter and absorber should be all equal to the energy of the particle, for example the photon energy  $E = hv$ .  $E$  is photon energy.  $h$  is Planck constant.  $v$  is the frequency of the photon.

5. It should have all the properties of waves, for example interference, diffraction and so on.

6. The energy of the photon should always equal to a constant which is the energy of the photon  $hv$  where  $h$  is Planck constant  $v$  is the frequency of the photon. This value should not change with the distance of the emitter and the absorber.

It is very difficult to build a particle from waves which possess the above all properties. It is not possible to build this properties from just the retarded wave. It is also not possible to build this properties by superposing the retarded wave and the advanced wave. However, this author has found that the mutual energy flow possess almost of the above properties. Hence, this author claim that the photon is nothing else, it is the mutual energy flow.

The mutual energy flow occupies whole space, however the most energy only confined in a small volume region. This satisfies 1.

The mutual energy flow is thin in the two ends but thick in the middle between the two ends. This satisfies 2.

The mutual energy flow started from the emitter end at the absorber. There is no energy leak to infinity. This satisfies 3. We know the retarded wave and the advanced wave all has the self-energy flow go to the infinity, but the mutual energy flow only goes from the emitter to the absorber. There is no any energy loss in the infinite big sphere for the mutual energy flow.

There is the mutual energy flow theorem which guarantees that the energy goes through any surface between the emitter to the absorber are all equal. This satisfies 4.

The mutual energy flow is consist of the retarded wave and the advanced wave and, hence, has all properties of waves. That satisfies 5.

The mutual energy flow does not satisfy 6. If we assume the source charge is fixed, the mutual energy flow will decrease if the distance between the emitter and the absorber is increased. That is because the field is decrease and hence the inner product of the field with the charge's current  $\int_V \mathbf{E}_1 \cdot \mathbf{J}_2 dV$  will decrease with  $\mathbf{E}_1 \propto \frac{1}{r}$ . where  $\mathbf{E}_1$  is the electric field of the source.  $\mathbf{J}_2$  is the current of the sink which is a constant.  $r$  is the distance between the source and sink.

Hence, the mutual energy flow is very close to satisfy all properties of the

photon. In this article this author will introduce a new concept to the mutual energy flow which is the normalization for the mutual energy flow, after the normalization the mutual energy flow will satisfies all above the 6 properties of the photon. Hence, we can hundred percent to say the the photon is nothing else, it is the mutual energy flow. In the following of this sub-section we first review the theory of the mutual energy flow. Since the mutual energy flow is consist of the retarded wave and advanced wave, the theory of the retarded wave is clear, and hence, the theory of the advanced wave needs to be reviewed.

### 1.3 Action at a distance and the absorber theory

The theory about advanced wave became most interesting work for this author. This author noticed the absorber theory of Wheeler and Feynman[1, 2]. The absorber theory is based on the action-at-a-distance [9, 11, 6]. In the absorber theory, any current source sends half retarded wave and half advanced wave. For a source we only notice the source sends the retarded wave, we did not notice it also sends the advanced wave. Some one will argue that if in the same time the source sends the retarded wave, it also sends the advanced wave, the source loss the energy from the retarded wave and acquire the energy from the advanced wave, and hence, it doesn't send any energy out. However, we all know that the source can send the energy out. This means the absorber theory also has some thing which is not self-consistence. This is also the reason that the absorber theory has not been widely accepted. But any way, the absorber theory accepts the advanced wave as a real wave instead of some virtual wave. This author is inspired by this a lot. The transactional interpretation of John Cramer has introduced the advance wave to the whole quantum mechanics [3, 4]. Stephenson offered a good tutorial about the advanced wave [10].

### 1.4 The mutual energy theorems

W.J. Welch introduced a reciprocity theorem in arbitrary time-domain [12] in 1960 (this will be referred as Welch's reciprocity theorem in this article). In 1963 V.H. Rumsey mentioned a method to transform the Lorentz reciprocity theorem to a new formula[8], (this will be referred as Rumsey's reciprocity theorem). In early of 1987 Shuang-ren Zhao (this author) has introduced the concept of mutual energy and the mutual energy theorem [7] (this will be referred as Zhao's mutual energy theorem). In the end of 1987 Adrianus T. de Hoop introduced the time domain cross-correlation reciprocity theorem[5], (this will be referred as Hoop's reciprocity theorem). Welch's reciprocity theorem is a special case of the Hoop's reciprocity theorem. The mutual energy theorem and Rumsey's reciprocity theorem is the Fourier transform of the Hoop's reciprocity theorem. Hence the above 4 theorem can be seen as one theorem in Fourier domain and time domain. For this theorem there is a transmitter and a receiver. The transmitter sends the retarded wave and the receiver sends the advanced wave.

Assume there are two current sources  $\mathbf{J}_1$  and  $\mathbf{J}_2$ .  $\mathbf{J}_1$  is the current of a transmitting antenna.  $\mathbf{J}_2$  is the current of a receiving antenna. The field of  $\mathbf{J}_1$

is described as  $\mathbf{E}_1$  and  $\mathbf{H}_1$ . The field of the current  $\mathbf{J}_2$  is  $\mathbf{E}_2$  and  $\mathbf{H}_2$ . Assume  $\mathbf{J}_2$  has a some distance with  $\mathbf{J}_1$ . Hoop's reciprocity theorem can be written as,

$$- \int_{t=-\infty}^{\infty} \iiint_{V_1} \mathbf{J}_1(t) \cdot \mathbf{E}_2(t + \tau) dV = \int_{t=-\infty}^{\infty} \iiint_{V_2} \mathbf{E}_1(t) \cdot \mathbf{J}_2(t + \tau) dV \quad (1)$$

if  $\tau = 0$ , we have,

$$- \int_{t=-\infty}^{\infty} \iiint_{V_1} \mathbf{J}_1(t) \cdot \mathbf{E}_2(t) dV = \int_{t=-\infty}^{\infty} \iiint_{V_2} \mathbf{E}_1(t) \cdot \mathbf{J}_2(t) dV \quad (2)$$

This is Welch's reciprocity theorem. The Fourier transform of Hoop's reciprocity theorem can be written as,

$$- \iiint_{V_1} \mathbf{J}_1(\omega) \cdot \mathbf{E}_2(\omega)^* dV = \iiint_{V_2} \mathbf{E}_1(\omega) \cdot \mathbf{J}_2(\omega)^* dV \quad (3)$$

Where “\*” is the complex conjugate operator. In this article if the variable  $t$  is applied in a formula, it is in time-domain. If  $\omega$  is applied, it is in Fourier frequency domain. This is the Rumsey's reciprocity theorem and is also Zhao's mutual energy theorem. Hence this 4 theorems can be seen as one theorem in different domain: time-domain or Fourier domain.

Shuang-ren Zhao noticed that this theorem is an energy theorem, hence, the two fields in the formula must all physic waves. The other author referred the theorem as reciprocity theorem, as a reciprocity theorem, it can be a mathematical theorem. One of the two fields can be virtual instead of real. If it is virtual even it is an advance wave, that can be easily accepted. If the two fields are all real as the mutual energy theorem required, we must first accept the advanced wave as real. The advanced wave are not obey the traditional causality consideration.

## 1.5 The mutual energy flow theorems

This author introduced the mutual energy flow theorem 30 years later than the mutual energy theorem. The mutual energy flow theorem is following,

$$\begin{aligned} & - \int_{t=-\infty}^{\infty} \iiint_V \mathbf{E}_2(t) \cdot \mathbf{J}_1(t) dV dt \\ & = \int_{t=-\infty}^{\infty} \oiint_{\Gamma} (\mathbf{E}_1(t) \times \mathbf{H}_2(t) + \mathbf{E}_2(t) \times \mathbf{H}_1(t)) \cdot \hat{n} d\Gamma dt \end{aligned}$$

$$= \int_{t=-\infty}^{\infty} \iiint_{V_2} \mathbf{E}_1(t) \cdot \mathbf{J}_2(t) dV dt \quad (4)$$

Here  $-\int_{t=-\infty}^{\infty} \iiint_V \mathbf{E}_2(t) \cdot \mathbf{J}_1(t) dV dt$  is the energy offered by the current  $\mathbf{J}_1(t)$  of emitter.  $\int_{t=-\infty}^{\infty} \iiint_{V_2} \mathbf{E}_1(t) \cdot \mathbf{J}_2(t) dV dt$  is the energy received by the absorber.

$$Q = \int_{t=-\infty}^{\infty} \oiint_{\Gamma} (\mathbf{E}_1(t) \times \mathbf{H}_2(t) + \mathbf{E}_2(t) \times \mathbf{H}_1(t)) \cdot \hat{n} d\Gamma dt$$

is the energy goes through any surface  $\Gamma$ .  $\Gamma$  is a 2D surface at the place between the source and the sink. The mutual energy flow theorem is stronger than the mutual energy theorem. It tells us how the energy flow goes from the the source to the sink.

There is the mutual energy flow theorem which guarantees that the energy goes through any surface between the emitter to the absorber are all equal. This satisfies the condition 4 in sub-section 1.2.

The mutual energy flow  $Q$  is 0 at the big sphere with infinite large radius. This is because in the big sphere, the retarded wave is no zero on a future time and the advanced wave no zero at a past time, they  $(\mathbf{E}_1(t) \times \mathbf{H}_2(t)$  and  $\mathbf{E}_2(t) \times \mathbf{H}_1(t))$  cannot no zero in the same time. Hence,  $Q$  is zero at the big sphere. This satisfies the condition 3 in sub-section 1.2. There is no energy leaks to infinity.

The shape of the mutual energy flow is following, see Figure 1. This shape made the mutual energy flow satisfy the condition 1 and 2 in sub-section 1.2. This kind shape first diverges and then converges, this made the wave does not spread out in the direction perpendicular to the wave propagation. This shape also make the energy confined in a local region, especially in the place of emitter and absorber. This property is required by the photon. The shape of the mutual energy flow looks a pollywog.

The condition 5 in sub-section 1.2 is also guarantees because the mutual energy flow is consist of the retarded wave and the advanced wave. This two waves have all the properties of wave, especially in the middle between the emitter and the absorber. Since in the middle the mutual energy flow is thick, it can pass the double slits and have interference.

## 1.6 The mutual energy principle

This author also introduced the mutual energy principle and the self-energy principle. Which can overcome the difficulty that the Maxwell equations, which conflict with the energy conservation law. The mutual energy flow theorem for two charges in an empty space are following,

$$- \oiint_{\Gamma} (\mathbf{E}_1 \times \mathbf{H}_2 + \mathbf{E}_2 \times \mathbf{H}_1) \cdot \hat{n} d\Gamma$$

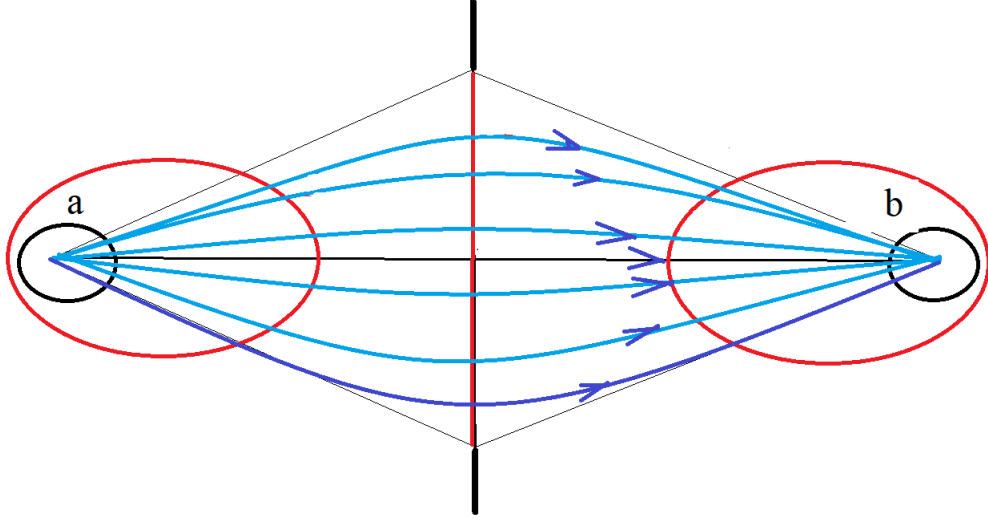


Figure 1: The shape of the mutual energy flow..

$$\begin{aligned}
 &= \int_V (\mathbf{E}_1 \cdot \mathbf{J}_2 + \mathbf{E}_2 \cdot \mathbf{J}_1) dV \\
 &+ \int_V (\mathbf{E}_1 \cdot \partial \mathbf{D}_2 + \mathbf{E}_2 \cdot \partial \mathbf{D}_1 + \mathbf{H}_1 \cdot \partial \mathbf{B}_2 + \mathbf{H}_2 \cdot \partial \mathbf{B}_1) dV \quad (5)
 \end{aligned}$$

where  $\partial = \frac{\partial}{\partial t}$ . From the mutual energy principle the mutual energy flow theorem and mutual energy theorem Eq.(54) can be derived.

### 1.7 Self-energy principle

It should be noticed that, mutual energy theorem is actually energy conservation law for a space has only two charges, one is emitter and another is absorber. This is artificial space in which there is only two charges and nothing else. If the mutual energy principle is the axiom of the electromagnetic field theory, the mutual energy theorem is derived as an energy conservation law. Or we can say the energy conservation law can be derived through the mutual energy principle. The mutual energy theorem can also be derived through Maxwell equations, but it is only can be derived as a energy theorem: or mutual energy theorem. It is derived not as a energy conservation law. Since there is also the self-energy, the self-energy flow in the space. This author introduced the self-energy principle, self-energy principle tell us that the self-energy flow does

not transfer any energy. The self-energy flow is canceled by the time-reversal self-energy flow. After introducing the self-energy principle, we can also prove that the mutual energy theorem is an energy theorem (or energy conservation law).

The self-energy flow is the energy flow of the Poynting vector corresponding to the retarded wave and the advanced wave satisfy the Maxwell equations.

## 1.8 The problem of the mutual energy flow theorem

The mutual energy flow theorem and the mutual energy theorem is energy conservation law. The total energy of the mutual energy flow has very good property because it does not change for any surfaces between the source and the sink. It has the shape very thin in two ends (source and sink) and thick in the middle between the two ends. Hence, it looks like a pollywog in the place between the source and the sink. These properties are all properties a photon or a particle needs. However, there is still a problem that is the energy of the photon will decrease with the distance between the two ends. The farther the distance between the source and the sink, the smaller the energy of the photon. This means that the condition 6 in sub-section 1.2 does not satisfy. This article try to solve this problem.

The normalization method for the mutual energy flow is introduced in this article which will solve the above problem.

## 2 Normalization of the mutual energy flow

The mutual energy flow theorem can be written as,

$$\begin{aligned}
& - \int_{t=-\infty}^{\infty} \iiint_V \mathbf{E}_2(t) \cdot \mathbf{J}_1(t) dV dt \\
& = \int_{t=-\infty}^{\infty} \oiint_{\Gamma} (\mathbf{E}_1(t) \times \mathbf{H}_2(t) + \mathbf{E}_2(t) \times \mathbf{H}_1(t)) \cdot \hat{n} d\Gamma dt \\
& = \int_{t=-\infty}^{\infty} \iiint_{V_2} \mathbf{E}_1(t) \cdot \mathbf{J}_2(t) dV dt \tag{6}
\end{aligned}$$

$\mathbf{J}_1(t)$  and  $\mathbf{J}_2(t)$  are the current intensity of the emitter and absorber, assume that this is a constant.  $\mathbf{E}_1(t)$  is the electric field of the retarded wave and  $\mathbf{E}_2(t)$  the advanced wave which are decrease with the distance between the emitter and the absorber:  $r = \|\mathbf{x}_2 - \mathbf{x}_1\|$ .  $\mathbf{x}_1$  is position of the emitter and  $\mathbf{x}_2$  is the position of the absorber. Assume  $\xi_1 = [\mathbf{E}_1, \mathbf{H}_1]$ ,  $\xi_2 = [\mathbf{E}_2, \mathbf{H}_2]$ , define surface inner product,



$$(\xi_1, \xi_2) = \int_{t=-\infty}^{\infty} \oiint_{\Gamma} (E_1(t) \times H_2(t) + E_2(t) \times H_1(t)) \cdot \hat{n} d\Gamma dt \quad (7)$$

$(\xi_1, \xi_2)$  is a good inner product satisfy the 3 inner product condition [?]. Hence, we have,

$$\mathbf{J}_1(t), \mathbf{J}_2(t) \sim \text{const} \quad (8)$$

$$\mathbf{E}_1(t) \sim \frac{1}{r} \mathbf{J}_1(t) \quad (9)$$

$$\mathbf{E}_2(t) \sim \frac{1}{r} \mathbf{J}_2(t) \quad (10)$$

$$\lim_{r \rightarrow \infty} \int_{t=-\infty}^{\infty} \iiint_{V_2} \mathbf{E}_1(t) \cdot \mathbf{J}_2(t) dV dt \sim \lim_{r \rightarrow \infty} \frac{1}{r} = 0 \quad (11)$$

$$\lim_{r \rightarrow \infty} \int_{t=-\infty}^{\infty} \iiint_V \mathbf{E}_2(t) \cdot \mathbf{J}_1(t) dV dt \sim \lim_{r \rightarrow \infty} \frac{1}{r} = 0 \quad (12)$$

We know a photon has constant energy,  $hv = \text{const}$ . where  $h$  is Planck constant.  $v$  is the frequency. In order to make,

$$\lim_{r \rightarrow \infty} \int_{t=-\infty}^{\infty} \iiint_{V_2} \mathbf{E}_1(t) \cdot \mathbf{J}_2(t) dV dt = \text{const} \quad (13)$$

where  $\text{const}$  take a constant value which is the energy of a photon  $\text{const} = hv$ . where  $h$  is Planck constant,  $v$  is the frequency of the light, we need either,

$$\mathbf{J}_1(t) \sim r, \quad \mathbf{J}_2(t) \sim r \quad (14)$$

$$\mathbf{E}_1(t) \sim \frac{1}{r} \mathbf{J}_1(t) = \text{const} \quad (15)$$

$$\mathbf{E}_2(t) \sim \frac{1}{r} \mathbf{J}_2(t) = \text{const} \quad (16)$$

This means when the distance between the two charge increased, the current of the charge intensity needs to increase. Or

$$\mathbf{J}_1(t), \mathbf{J}_2(t) \sim \text{const} \quad (17)$$

$$\mathbf{E}_1(t) \sim \mathbf{J}_1(t) \quad (18)$$

$$\mathbf{E}_2(t) \sim \mathbf{J}_2(t) \quad (19)$$

This tell us that the electromagnetic fields do not decrease with the distance  $r$ .

This author thought the above both are possible. First option let us see Eq.(17-19). This author assumes that if the waves (retarded wave and the advanced wave) all collapse back in all directions, but the mutual energy flow still keep a energy channel from the source to the sink. Hence, the waves has collapse back in all other direction, the waves amplitude will increase at the directions of the the energy channel. This make the field amplitude does not decrease at the direction of along the energy channel. The energy channel is at the direction of the mutual energy flow.

The self-energy flow collapse back has no any price to the photon system. Hence, if the energy of a photon becomes smaller, it can send more times until the energy of a whole photon is sent out. This also can be simulated by increase the current  $\mathbf{J}_1$  and  $\mathbf{J}_2$ , hence, we can let

$$\mathbf{J}_1 \sim r, \quad \mathbf{J}_2 \sim r \quad (20)$$

The wave will looks like it is propagate inside a wave guide. The shape of the wave guide is very thin in the two ends of wave guide. It is very wide in the middle between the two ends. Hence, we can have,

$$\|\mathbf{E}_1(\mathbf{x}_1)\| = \|\mathbf{E}_1(\mathbf{x}_2)\| \quad \|\mathbf{E}_2(\mathbf{x}_1)\| = \|\mathbf{E}_2(\mathbf{x}_2)\| \quad (21)$$

It is clear that there is,

$$\|\mathbf{E}_1(\mathbf{x}_3)\| < \|\mathbf{E}_1(\mathbf{x}_2)\| \quad \|\mathbf{E}_2(\mathbf{x}_3)\| < \|\mathbf{E}_2(\mathbf{x}_2)\| \quad (22)$$

Here  $\mathbf{x}_3$  is a point between  $\mathbf{x}_1$  and  $\mathbf{x}_2$ .  $\|\cdot\|$  is the norm of the vector. But the energy go through each stream line should be still equal.

This author assume that the wave sends according to Maxwell equations which is a wave decrease with the distance  $r$ , since only in one direction which is the direction of the absorber there is the advanced wave, which leads the mutual energy flow to go along that direction. All the waves of self energy flow collapse back to the source and it is re-sent out. The waves which collapse back are time-reversal waves. When the wave is re-sent out, only in the direction of the absorber it can produce a mutual energy flow. Hence, the value of the energy flow can be increased in the direction of absorber. The retarded wave in the mutual energy flow goes alone the direction of absorber. The advanced wave goes to the direction of the emitter. Hence, the waves does not decrease with the distance  $r$ .

This can be seen as a normalization process, the whole mutual energy of the mutual energy flow,

$$\int_{t=-\infty}^{\infty} \oint_{\Gamma} (\mathbf{E}_1(t) \times \mathbf{H}_2(t) + \mathbf{E}_2(t) \times \mathbf{H}_1(t)) \cdot \hat{n} d\Gamma dt = const = hv \quad (23)$$

The mutual energy flow calculated through the retarded wave and the advanced wave in the space produced a photon which is decrease with the distance between

the source and think. After the normalization the photon energy must equal to  $h\nu$ . Where  $h$  is the Planck constant.  $\nu$  is the frequency of the photon.

Since after this normalization a photon with correct energy is produced we also call this is a particleization process. Here we use particleization instead of quantization, because the quantization has been used for something else. As this author felt the quantization process in quantum mechanics is a process to find the wave equation. Hence, actually the quantization should be referred as “Wavelization”. The process this author introduced should be referred as quantization. Since quantization has been used. The process of this article is referred as particleization.

It seems the energy has collapsed from all space to the absorber, but actually the self-energy flow collapses back through the time-reversal wave. After the self-energy is collapsed back the energy is re-sent out many many times, only at the direction of the absorber the mutual energy flow is produced. The mutual energy flow needs to be increased to a whole photon.

It should be noticed that the retarded wave and the advanced wave for the self-energy flow, we can just assume it still a wave decrease with the distance  $r$ , i.e. it is sphere wave. That means the advanced wave and the retarded wave to build the mutual energy flow can be a wave of quasi-plane wave. That means the retarded wave and the advanced wave to build the mutual energy flow can be different with the original retarded wave and the advanced wave to produce the self-energy flow. However since the self-energy flow for the retarded wave and the advanced wave will no any physical effect can be measured,

## 2.1 Microscopic Maxwell equations, Macroscopic Maxwell equations

This author assumes that the solutions of the microscopic Maxwell equation, which are the retarded wave and the advanced wave, decrease with the distance  $r$ . The electromagnetic fields for a photon that is particleized electromagnetic field, which does not decrease with the distance  $r$ . The macroscopic wave which is the wave average the photon energy from an absorber to a  $4\pi r^2$  area, and hence, also reduces with the distance  $r$ . Hence, the macroscopic wave and microscopic wave include all retarded wave and advanced wave satisfy the Maxwell equations, and the amplitude of the wave reduces with the distance  $r$ . However, the amplitude of the particleized wave (the wave of the photon) is not reduced with the distance  $r$ .

The result of Maxwell equations,

$$E_{mic} = ||\mathbf{E}_{mic}|| \sim \frac{1}{r} \quad (24)$$

$$E_{particleized} = ||\mathbf{E}_{quantized}|| \sim cost \quad (25)$$

$$E_{mac} = ||\mathbf{E}_{mac}|| \sim \frac{1}{r} \quad (26)$$

$E_{mic}$  is the microscopic wave.  $E_{mac}$  is the macroscopic wave.  $E_{quantized}$  is the particleized wave.

$E_{mac}$  is because of a statistics average.  $E_{mac}$  is the field of the Maxwell equations. The field sends in one direction (one of a absorber) is  $E_{particleized} = ||E_{particleized}|| \sim const$ . However, the probability this absorber in that direction receive a photon is decrease with the area of the sphere with the radio equal to  $r$ . If we consider the probability

$$E_{mac} = \sqrt{P(a)}E_{particleized} \sim \frac{1}{r} \quad (27)$$

where

$$P(a) \sim \frac{1}{4\pi r^2}$$

is the probability to whole sphere.

Hence, in the electromagnetic field theory, we often have the field which decreases with the distance  $r$  that is because the statistic average effect. Hence, the Maxwell equations still can be established on the base of statistic average. The field we obtained from Maxwell equations is,

$$E_{mac} = \frac{1}{T} \int_{t=0}^T E_{particleized}(t)dt \sim \frac{1}{r} \quad (28)$$

The field of the Maxwell equation is still correct. The only thing need to know is that it is average result to time. Figure 2 shows the photon is send at different directions. The photon energy is not decrease with the distance. But the field of Maxwell which is a average on the whole sphere with area  $4\pi r^2$ . This leads the averaged field decrease with the distance of distance  $r$ .

This author still assume that in the beginning the emitter and the absorber send the broadcast wave which is the wave decrease with distance  $r$ , and satisfies the Maxwell equations. Assume that the emitter sends the retarded wave, assume that the absorber sends advanced wave. This wave all belong to broadcast wave which is decrease the amplitude with distance  $r$ . If the two waves do not synchronized, the two waves are returned to its source or think through the time-reversal waves corresponding to the two broadcast waves. If the two waves are synchronized, the advanced wave become the lead wave to the retarded wave. The retarded wave become the lead wave to the advanced wave. These increase the amplitude of both the retarded wave and the advanced wave in the direction of energy channel. The two waves do not decrease with the distance between the two charges (emitter and the absorber). However, if we average this kind waves in all direction, we can obtained the original wave of the Maxwell equations offered for single charge, which decrease with the distance  $r$ .

Hence, we can say that the advanced wave produced a wave guide to the retarded wave. The wave of this synchronized wave are wave in a guide. Wave-guide wave is focalized the broadcast wave. This focalization process can be referred as particleization of the the mutual energy principle. After this particleization, the energy of the mutual energy flow does not decrease with the

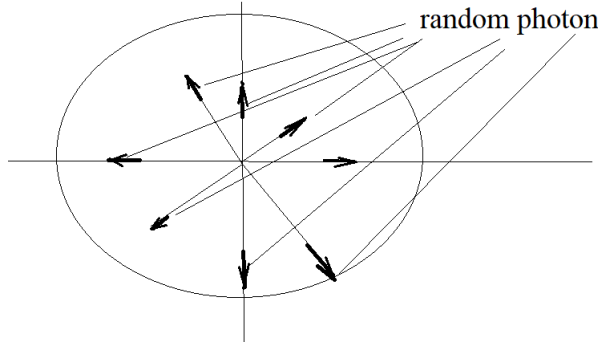


Figure 2: A photon does not reduce the amplitude of the electromagnetic field, but if average each photon to the whole area  $4\pi r^2$ , the energy will decrease with the fact  $\frac{1}{r^2}$ , and the field will decrease with the distance fact  $\frac{1}{r}$ .

distance  $r = \|\mathbf{x}_2 - \mathbf{x}_1\|$ . (1) The photon energy does not decrease with distance between emitter and absorber and (2) the photon energy are equal at any surfaces between the emitter and absorber are the two most important properties of the photon.

The corresponding self-energy flow of the retarded wave and the advanced wave always return through the corresponding time-reversal waves, regardless of the the advanced wave synchronized or not. Since the self-energy flow has been canceled through the corresponding time-reversal waves, it is seams that the mutual energy flow can be existence independently to the self-energy flow. Original mutual energy flow is small since it should decrease with the distance  $r$ , however in quantum mechanics send mutual energy flow along the nature wave guide has no price, hence the system can always send more until it achieve amount of quantum which is the energy of photon  $E = hv$ . Where  $E$  is energy of photon,  $h$  is Planck constant.  $v$  is frequency.

## 2.2 The original mutual energy principle

The original mutual energy principle related to the Maxwell equations should be seen also the result of the statistic average.

From that we obtained the result the lager the distance between the emitter to the absorber, the smaller the energy of the photon. This result is not correct, but it is good enough to a macroscopic result. In the macroscopic situation how big the energy of a photon is no sense. If the photon is small, with more photon will have the same effect. The number of photon is also no since to the macroscopic situation. Hence, in the macroscopic wireless wave situation, there are infinite photons, Maxwell equations and original mutual energy principle all still can be applied.

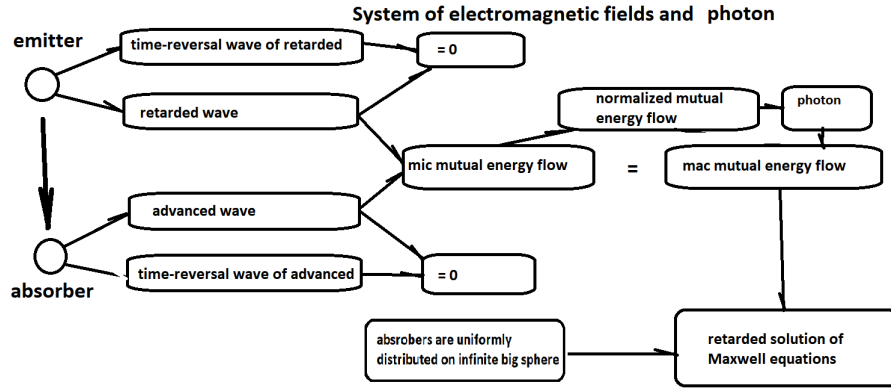


Figure 3: This figure shows the system of electromagnetic field system. .

The mutual energy principle better than the Maxwell equations at the point, it overcome the problem of the conflict the Maxwell equations with the energy conservation law.

### 2.3 The mutual energy flow theorem

The mutual energy flow theorem still can be established after the particleization of the mutual energy principle. The reason is that the mutual energy principle is also established on a wave guide according to the original theorem, after the particleization that is just like the field restricted on the wave guide. A original derivation of the mutual energy principle and mutual energy flow theorem are still effective for the mutual energy flow after the particleization.

Figure 1 shows the system of electromagnetic fields and photon. It offers a relationship of different waves. First there are 4 waves: retarded wave, advanced wave, time-reversal wave corresponding to the retarded wave and time-reversal wave corresponding to the advanced wave. The self-energy flow of the retarded wave and the corresponding time-reversal wave are canceled, the energy flow of this two waves are 0. The self-energy flow of the advanced wave and the corresponding time-reversal wave is canceled, hence the energy flow of this two waves are 0. The microscopic mutual energy flow is consist of the retarded wave and the advanced wave. The normalized mutual energy flow is made from the microscopic mutual energy flow. The normalized mutual energy flow is the photon. The macroscopic mutual energy flow is made from the normalized mutual energy flow (photon) through a average process. The macroscopic wave of the retarded wave which satisfy the Maxwell equations is made from the macroscopic mutual energy flow plus the condition all absorber are uniformly distributed on the infinite big sphere. It should be noticed that the microscopic mutual energy flow and the macroscopic mutual energy flow has the same value. The normalized mutual energy flow has different value comparie the microscopic

mutual energy flow and macroscopic mutual energy flow.

In the above we have seen that the electromagnetic field system is very complicated, the Maxwell equations has appear in the beginning and the end. That is the reason confuse many people. They often ask that Maxwell equation is describe a microscopic wave for photon or a macroscopic wave for wireless waves? Now it is clear that Maxwell equations describe both in the Figure 1.

In the begining there are the retard wave, advanced wave and corresponding time-reversal wave which satisfy Maxwell equations and time-reversal Maxwell equations. Then is the microscopic mutual energy flow, normalized mutual energy flow = photon, macroscopic mutual energy flow. In the end the retarded wave which satisfy Maxwell equations is obtained, that is the classical electromagnetic fields. However, the classical electromagnetic field need a condition that the absorbers are uniformly distributed on the infinite big sphere. This conditions is not always satisfied. For example if there is a receiving antenna close to the transmitting antenna, the absorber cannot be seen as absorbers uniformly distributed on infinite big sphere. In this situation, we cannot obtained the retarded solution of the Maxwell equations. In the case of the absorber are uniformly distributed, the retarded wave of Maxwell equation can be obtained and, hence, also the Poynting theorem can be derived. In this situation, Poynting theorem is exactly satisfied. In the case of existence of a receiving antenna, the Poynting theorem cannot be exactly satisfied, hence, the correction must be done, in classical electromagnetic field theorem that is done by defining an effective cross-section area of the antenna or effective cross-section area of some other object. The effective cross section area of the antenna is larger than the real cross section area of the antenna. This has tell us the Poynting theorem has some problems. That also means the Maxwell equation has not exactly satisfied. If the absorber are uniformly distributed, for example the absorbers for the light energy on the earth which receives the energy from the sun can be seen as uniformly distributed absorbers, in this case the Poynting theorem is satisfied and hence, the Maxwell equation are satisfied more accurately.

### 3 Huygens principle

#### 3.1 Huygens sources

Considering,

$$\mathbf{E}_1(t) \times \mathbf{H}_2(t) \cdot \hat{n} = \mathbf{E}_1(t) \cdot \mathbf{H}_2(t) \times \hat{n} = \mathbf{E}_1(t) \cdot J_{h2}(t) \quad (29)$$

$$\mathbf{E}_2(t) \times \mathbf{H}_1(t) \cdot \hat{n} = \hat{n} \cdot \mathbf{E}_2(t) \times \mathbf{H}_1(t) = \hat{n} \times \mathbf{E}_2(t) \cdot \mathbf{H}_1(t) = K_{h2} \cdot \mathbf{H}_1(t) \quad (30)$$

we can defined the Huygens source,

$$\sigma_2 = \begin{cases} J_{h2}(t) = \mathbf{H}_2(t) \times \hat{n} \\ K_{h2}(t) = \hat{n} \times \mathbf{E}_2(t) \end{cases} \quad (31)$$

The inner product becomes,

$$(\xi_1, \xi_2) = \int_{t=-\infty}^{\infty} dt \oint_{\Gamma} (\mathbf{E}_1(t) \cdot \mathbf{J}_{h2}(t) + \mathbf{H}_1(t) \cdot \mathbf{J}_{h2}(t)) d\Gamma \quad (32)$$

$$\hat{n} \cdot \mathbf{E}_1(t) \times \mathbf{H}_2(t) = \hat{n} \times \mathbf{E}_1(t) \cdot \mathbf{H}_2(t) = K_{h1}(t) \cdot \mathbf{H}_2(t) \quad (33)$$

$$\mathbf{E}_2(t) \times \mathbf{H}_1(t) \cdot \hat{n} = \mathbf{E}_2(t) \cdot \mathbf{H}_1(t) \times \hat{n} = \mathbf{E}_2(t) \cdot \mathbf{J}_{h1} \quad (34)$$

The Huygens source is,

$$\sigma_1 = \begin{cases} J_{h1}(t) = \mathbf{H}_1(t) \times \hat{n} \\ K_{h1}(t) = \hat{n} \times \mathbf{E}_1(t) \end{cases} \quad (35)$$

The inner product becomes,

$$\begin{aligned} (\xi_2, \xi_1) &= \int_{t=-\infty}^{\infty} dt \oint_{\Gamma} (\mathbf{E}_1(t) \times \mathbf{H}_2(t) + \mathbf{E}_2(t) \times \mathbf{H}_1(t)) \cdot \hat{n} d\Gamma \\ &= \int_{t=-\infty}^{\infty} dt \oint_{\Gamma} (\mathbf{H}_2(t) \cdot K_{h1}(t) + \mathbf{E}_2(t) \cdot \mathbf{J}_{h1}(t)) d\Gamma \end{aligned} \quad (36)$$

In the above, we have choose  $\xi_1$  as the retarded wave,  $\xi_2$  as the advanced wave.

$$(\xi_2, \xi_1) = (\xi_2, \sigma_1) = (\sigma_2, \xi_1) \quad (37)$$

where,

$$(\xi_2, \sigma_1) \equiv \int_{t=-\infty}^{\infty} dt \oint_{\Gamma} (\mathbf{H}_2(t) \cdot K_{h1}(t) + \mathbf{E}_2(t) \cdot \mathbf{J}_{h1}(t)) d\Gamma \quad (38)$$

$$(\xi_1, \sigma_2) \equiv \int_{t=-\infty}^{\infty} dt \oint_{\Gamma} (\mathbf{E}_1(t) \cdot \mathbf{J}_{h2}(t) + \mathbf{H}_1(t) \cdot \mathbf{J}_{h2}(t)) d\Gamma \quad (39)$$

From the above we can see the field  $\xi_1$  and  $\xi_2$  can be replaced as the corresponding Huygens sources  $\sigma_1$  and  $\sigma_2$ .

## 3.2 Generalized Huygens principle

### 3.2.1 Huygens principle for the retarded wave

In the quantum mechanics there is the bra  $\langle \xi |$  and the ket  $|\xi\rangle$ , which can be used as the definition for the inner product, i.e.,

$$\langle \xi_1 | \xi_2 \rangle \equiv \langle \xi_1 | | \xi_2 \rangle \equiv (\xi_1, \xi_2)$$



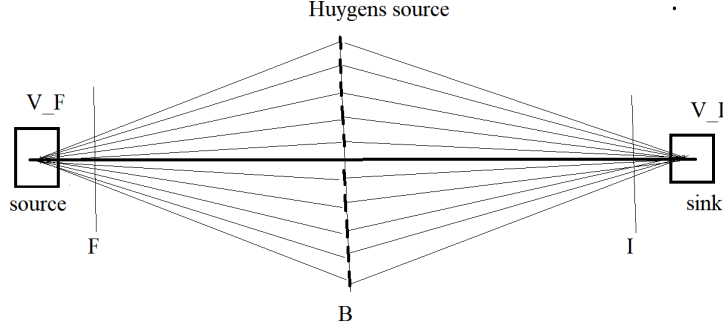


Figure 4: The source is inside the volume  $V_F$ , the sink is inside of the volume  $V_I$ .  $F$  is the surface of the volume  $V_F$ ,  $I$  is the surface of the volume  $V_I$ .  $B$  is the surface between the source and the sink. .

$$\equiv \int_{t=-\infty}^{\infty} dt \oint_{\Gamma} (\mathbf{E}_1(t) \times \mathbf{H}_2(t) + \mathbf{E}_2(t) \times \mathbf{H}_1(t)) \cdot \hat{n} d\Gamma \quad (40)$$

where

$$\xi_1 \equiv [\mathbf{E}_1, \mathbf{H}_1] \quad (41)$$

$$\xi_2 \equiv [\mathbf{E}_2, \mathbf{H}_2] \quad (42)$$

The mutual energy flow theorem can be written as,

$$\langle \xi_F | \xi_I^F \rangle = \langle \xi_F^B | \xi_I^B \rangle = \langle \xi_F^I | \xi_I \rangle \quad (43)$$

$\xi_F^B$  is the field at  $B$  produced by the source at  $F$ . The subscript  $F$  is used to express the final point or the place of the sink. The superscript  $B$  is the place of the field. Here  $B$  is the surface between the  $I$  and  $F$ .  $I$  is the initial source place. The mutual energy flow theorem and the mutual energy theorem together can be rewritten as,

$$\begin{aligned} & - \int_{t=-\infty}^{\infty} \iiint_{V_I} \mathbf{J}_I(t) \cdot \mathbf{E}_F^I(t) dV \\ & = \langle \xi_F^F | \xi_I^F \rangle = \langle \xi_F^B | \xi_I^B \rangle = \langle \xi_F^I | \xi_I \rangle \\ & = \int_{t=-\infty}^{\infty} \iiint_{V_F} \mathbf{E}_I^F(t) \cdot \mathbf{J}_F(t) dV \end{aligned} \quad (44)$$

The details, can be found in Figure 4. In the above  $\xi_I^F$  is field at  $F$ , which is produced by the source  $I$ .  $\xi_F^F$  is the field at  $F$  produced by the source at  $F$ .  $\langle \xi_F^F | \xi_I^F \rangle$  is the inner product at the surface  $F$ .  $\langle \xi_F^B | \xi_I^B \rangle$  is a inner product at the

surface  $B$ .  $\langle \xi_F^I | \xi_I^I \rangle$  is a inner product at the surface  $I$ . We use  $F$  to express the surface of the volume  $V_F$ .  $I$  is the surface of the volume  $V_I$ .  $B$  is any surface between  $I$  and  $F$ . We assume  $V_I$  is the source,  $V_F$  is the sink.

The above mutual energy flow theorem is also suitable to quantum mechanics, can be written as

$$\langle \Psi_b^b | \Psi_a^b \rangle = \langle \Psi_b^c | \Psi_a^c \rangle = \langle \Psi_b^a | \Psi_a^a \rangle \quad (45)$$

$\langle \Psi_b^c | \Psi_a^c \rangle$  is the inner produce on the surface  $c$ .  $\langle \Psi_b^b | \Psi_a^b \rangle$  is the inner product on the surface  $b$   $\langle \Psi_b^a | \Psi_a^a \rangle$  is the inner product on the surface  $a$ .

In the following discussion we only use electromagnetic field as example, the result is also suitable to the quantum mechanics.

We have known that in quantum mechanics there is,

$$\sum_i |q_i\rangle \langle q_i| = 1 \quad (46)$$

In our situation, our inner product is at the surface  $B$ . That is a integral on the surface  $B$  and, hence, we can rewritten the above formula as,

$$\sum_i |\xi_{Bi}\rangle \langle \xi_{Bi}| = 1 \quad (47)$$

Substitute the above formula to the mutual energy flow theorem Eq.(44), the mutual energy flow theorem can be written as,

$$\langle \xi_F^F | \xi_I^F \rangle = \sum_i \langle \xi_F^B | \xi_{Bi} \rangle \langle \xi_{Bi} | \xi_I^B \rangle = \langle \xi_F^I | \xi_I^I \rangle \quad (48)$$

Considering the mutual energy flow theorem about the surface  $B$  and  $F$  we have,

$$\langle \xi_F^B | \xi_{Bi} \rangle = \langle \xi_F^F | \xi_{Bi}^F \rangle = \langle \xi_F^F | G_B^F | \xi_{Bi} \rangle \quad (49)$$

In the above  $\langle \xi_F^B | \xi_{Bi} \rangle$  is a inner product at the surface  $B$ .  $\langle \xi_F^F | \xi_{Bi}^F \rangle$  is a inner product at  $F$ . The first equal sign is because the mutual energy flow theorem, the inner product can be moved from the place of  $B$  to the place  $F$ . In the second equal sign, we have considered the definition of  $G_B^F$ , hence,  $|\xi_{Bi}^F\rangle = G_B^F |\xi_{Bi}\rangle$ . Where  $G_B^F$  is the gain from  $|\xi_{Bi}\rangle$  to  $|\xi_{Bi}^F\rangle$ .  $G_B^F$  is a operator, or matrix. Hence, we have,

$$\begin{aligned} \langle \xi_F^F | \xi_I^F \rangle &= \sum_i \langle \xi_F^F | \xi_{Bi}^F \rangle \langle \xi_{Bi} | \xi_I^B \rangle \\ &= \sum_i \langle \xi_F | G_B^F | \xi_{Bi} \rangle \langle \xi_{Bi} | \xi_I^B \rangle \\ &= \sum_i \langle \xi_F | G_{Bi}^F | \xi_{Bi} \rangle \langle \xi_{Bi} | G_I^{Bi} | \xi_I \rangle \end{aligned}$$

$$= \langle \xi_F^I | \xi_I^I \rangle \quad (50)$$

The above formula actually has problem,  $G_B^F$  is still the gain operator, but it actually is the gain operator from  $|\xi_{Bi}\rangle$  to  $|\xi_I^F\rangle$ . And hence can be written as  $G_{Bi}^F$ .  $G_{Bi}^F$  actually is the matrix element. In the above, insert the unit operator  $\sum_i |\xi_{Bi}\rangle \langle \xi_{Bi}| = 1$ ,

$$\begin{aligned} AB &= \sum_j A |\xi_j\rangle \langle \xi_j| B \\ &= \sum_j A_j^k |\xi_j\rangle \langle \xi_j| B_i^j \\ &= \sum_j A_j^k B_i^j \end{aligned} \quad (51)$$

The two matrix  $AB$  after insert the unit operator become the matrix element expression. Hence, Eq(50) can be rewritten as,

$$\langle \xi_F^I | \xi_I^I \rangle = \sum_i \langle \xi_F^I | G_{Bi}^F | \xi_{Bi}\rangle \langle \xi_{Bi} | G_I^{Bi} | \xi_I^I \rangle = \langle \xi_F^I | \xi_I^I \rangle \quad (52)$$

This is the Huygens principle for the retarded wave. In the surface  $B$ ,  $|\xi_{Bi}\rangle$  is the unit Huygens source,  $\langle \xi_{Bi} | \xi_I^{Bi} \rangle = \langle \xi_{Bi} | G_I^{Bi} | \xi_I^I \rangle$  is the value of the Huygens source,  $|\xi_{Bi}\rangle \langle \xi_{Bi} | \xi_I^{Bi} \rangle$  is the Huygens source.  $\langle \xi_F^I | G_B^F | \xi_{Bi}\rangle \langle \xi_{Bi} | \xi_I^{Bi} \rangle$  is the contribution of the Huygens source to the surface  $F$ .  $\sum_i \langle \xi_F^I | G_B^F | \xi_{Bi}\rangle \langle \xi_{Bi} | \xi_I^{Bi} \rangle$  is all contributions of the Huygens sources to the surface  $F$ .

From the above Eq.(50), we still have also,

$$\sum_i |\xi_{Bi}\rangle \langle \xi_{Bi}| = 1 \quad (53)$$

It should be noticed that, in Eq.(48), the unit operator Eq.(47) is inserted to the inner product  $\langle \xi_F^B | \xi_I^B \rangle$ . In Eq.(50) to obtained the unit operator Eq.(53) we have to apply the mutual energy flow theorem  $\langle \xi_F^B | \xi_{Bi}\rangle = \langle \xi_F | \xi_{Bi}^F \rangle$ .

Some one perhaps will argue that you have derive  $\sum_i |\xi_{Bi}\rangle \langle \xi_{Bi}| = 1$  from  $\sum_i |\xi_{Bi}\rangle \langle \xi_{Bi}| = 1$ , and nothing changed. Actually the first  $\sum_i |\xi_{Bi}\rangle \langle \xi_{Bi}| = 1$  is insert to a inner product at surface  $B$  that is allowed from the definition of Dirac. The second  $\sum_i |\xi_{Bi}\rangle \langle \xi_{Bi}| = 1$  is applied two different inner product at two surfaces, the first is  $B$  and the second is  $F$ , hence we need to prove this is correct. After this proof, we have know that even between this two surfaces we still can insert the formula  $\sum_i |\xi_{Bi}\rangle \langle \xi_{Bi}| = 1$ .

### 3.2.2 Huygens principle for the advanced wave

In other side,

$$\langle \xi_F^I | = \langle \xi_F | T_F^I | = \langle \xi_F | T_F^B T_B^I | \quad (54)$$

Where  $T_F^I$  is the gain to the left vector  $\langle \xi_F |$ , Hence,

$$\langle \xi_F^I | \xi_I^I \rangle = \langle \xi_F^I | T_F^B T_B^I | \xi_I^I \rangle \quad (55)$$

Insert  $\sum_i |\xi_{Bi}\rangle\langle\xi_{Bi}| = 1$  to the above we obtain,

$$\begin{aligned}\langle\xi_F^I|\xi_I^I\rangle &= \sum_i \langle\xi_F^F|T_F^B|\xi_{Bi}\rangle\langle\xi_{Bi}|T_B^I|\xi_I^I\rangle \\ &= \sum_i \langle\xi_F^F|T_F^{B_i}|\xi_{Bi}\rangle\langle\xi_{Bi}|T_{B_i}^I|\xi_I^I\rangle = \langle\xi_F^F|\xi_I^F\rangle\end{aligned}\quad (56)$$

This is the Huygens principle for the advanced wave.

### 3.3 Application of the Huygens principle to more surfaces

The received energy at the final point  $F$  is

$$\langle\xi_F|\xi_I^F\rangle\quad (57)$$

Substitute the following 3 formulas

$$\sum_i |\xi_{Ai}\rangle\langle\xi_{Ai}| = 1\quad (58)$$

$$\sum_i |\xi_{Bi}\rangle\langle\xi_{Bi}| = 1\quad (59)$$

$$\sum_i |\xi_{Ci}\rangle\langle\xi_{Ci}| = 1\quad (60)$$

to the above formula we have,

$$\begin{aligned}\langle\xi_F|\xi_I^F\rangle &= \langle\xi_F|G_I^F\xi_I\rangle \\ &= \langle\xi_F|G_C^F G_B^C G_A^B G_I^A \xi_I\rangle \\ &= \sum_{kji} \langle\xi_F|G_C^F|\xi_{Ck}\rangle\langle\xi_{Ck}|G_B^C|\xi_{Bj}\rangle\langle\xi_{Bj}|G_A^B|\xi_{Ai}\rangle\langle\xi_{Ai}|G_I^A|\xi_I\rangle \\ &= \sum_{kji} \langle\xi_F|G_{Ck}^F|\xi_{Ck}\rangle\langle\xi_{Ck}|G_{Bj}^{Ck}|\xi_{Bj}\rangle\langle\xi_{Bj}|G_{Ai}^{Bj}|\xi_{Ai}\rangle\langle\xi_{Ai}|G_I^{Ai}|\xi_I\rangle\end{aligned}\quad (61)$$

In the above, we have considered that,

$$\xi_I^F = G_I^F \xi_I\quad (62)$$

where  $G_I^F$  is the gain from  $\xi_I$  to  $\xi_I^F$ , it is clear that we have,

$$G_I^F = G_C^F G_B^C G_A^B G_I^A\quad (63)$$

There is also the similarly formula for the advanced wave.

### 3.4 The amplitude of the field is not change along the streamline

According to the assumption of this article, the amplitude of the field along the streamline will not change, hence we have,

$$G_I^F = \exp(-iHT) \quad (64)$$

$$\|G_I^F\| = 1 \quad (65)$$

$$\begin{aligned} G_I^F &= G_C^F G_B^C G_A^B G_I^A \\ &= \exp\left(-i \sum_{i=1}^N H \delta T\right) \end{aligned} \quad (66)$$

Here  $H$  is the Hamilton operator. This formula is the theory base of the path integral. In the path integral the wave does not decrease with distance. When this author work out the “updated version of the path integral”, the streamline integral introduced by this author. In that time this author also noticed that Feynman path integral does not decrease with distance. In the beginning this author thought that it is a mistake of Feynman. Now we know that Feynman is correct at this point. In the future this author will correct the streamline integral using the quantization of the mutual energy principle. After that the wave will not decrease with distance along the streamline. This offers a theory basis to the path integral. This concept can be further wider to that the wave can be calculated at any path, on which the amplitude of the wave does not change. Any paths differ than energy streamline will have very smaller effect and will cancel each other, hence Feynman define the path integral on all paths still can obtained correct result.

However, this author has only proved that the electromagnetic field does not decrease along the streamline which is the path of the mutual energy flow. Feynman widen it to all kind of paths, on any paths the electromagnetic fields does not decrease along the paths, that has not been proved as correct.

## 4 Numerical calculation

The retarded wave for the photon inside the nature wave guide can be calculated according to the boundary condition there is only one source and one sink in the space. The retarded wave started from the source end at the sink. The space between the source and the sink is the nature wave guide. The wave inside the wave guide should satisfy the Maxwell equations. The boundary condition is the wave started from the emitter and ended at the absorber. The advanced wave can be calculated exact same way. Hence, the retarded wave and the advanced wave are same. Perhaps the finite element method can be applied for this kind of calculation. However this kind of geometry and boundary condition is very difficult to be calculated.

This author introduce an another method, to calculate the stream line of the mutual energy flow, which can be obtained by the traditional mutual energy flow theorem. That means we first calculate the retarded wave sending from the emitter to free space, the amplitude of the wave is calculated according to  $\sim \frac{1}{r}$ . Then calculated the advanced wave sending from absorber, the amplitude of the wave is calculate according to  $\sim \frac{1}{r}$ . The mutual energy flow is calculated through the retarded wave and the advanced wave in free space. This way we calculate the energy stream line from the source to the sink. It should be largely correct (perhaps it is an exactly solution, this author has not proved it). This way even the energy of photon is not correct but we obtained the streamline.

When we obtained the streamline, we have known that this kind of calculation the mutual energy flow will decrease with the distance. The mutual energy flow is equal to,

$$\int_{t=-\infty}^{\infty} \iiint_V \mathbf{E}_1(t) \cdot \mathbf{J}_2(t) dV dt \quad (67)$$

If  $\mathbf{J}_2(t) \sim const$ ,  $\mathbf{E}_1(t) \sim \frac{1}{r}$ ,  $\int_{t=-\infty}^{\infty} \iiint_V \mathbf{E}_1(t) \cdot \mathbf{J}_2(t) dV dt \sim \frac{1}{r}$ . According to the mutual energy flow theorem the mutual energy flow  $\int_{t=-\infty}^{\infty} \oiint_{\Gamma} (\mathbf{E}_1(t) \times \mathbf{H}_2(t) + \mathbf{E}_2(t) \times \mathbf{H}_1(t)) \cdot \hat{n} d\Gamma dt \sim \frac{1}{r}$ .

In order to make the mutual energy flow do not decrease according to  $\frac{1}{r}$  We increase the  $\mathbf{J}_2(t)$ ,  $\mathbf{J}_2(t)$  according to

$$\mathbf{J}_1(t) := \mathbf{J}_1(t) r, \quad \mathbf{J}_2(t) := \mathbf{J}_2(t) r \quad (68)$$

This means we use  $\mathbf{J}_1(t) r$  to replace  $\mathbf{J}_1(t)$ . Use  $\mathbf{J}_2(t) r$  to replace  $\mathbf{J}_2(t)$ , this way,

$$\int_{t=-\infty}^{\infty} \oiint_{\Gamma} (\mathbf{E}_1(t) \times \mathbf{H}_2(t) + \mathbf{E}_2(t) \times \mathbf{H}_1(t)) \cdot \hat{n} d\Gamma dt = const \quad (69)$$

The mutual energy flow will keep do not change when the distance  $r$  increase. In this way, the  $\mathbf{E}_1(t)$ ,  $\mathbf{H}_1(t)$  and  $\mathbf{E}_2(t)$ ,  $\mathbf{H}_2(t)$  can be calculated using the currents of the point charges  $\mathbf{J}_1(t)$  and  $\mathbf{J}_2(t)$ . The stream line and the energy flow intensity can be calculated according to Eq.(69).

## 5 The collapse of the wave

In quantum mechanics, there is the concept of wave function collapse. This author generally agree that wave is collapsed. However, the wave function collapse cannot be described by any mathematical formula. There are also many different wave collapse. First, there are collapse in the measure time that means wave is collapsed when the particle is measured, this belong to Copenhagen interpretation. John Cramer introduced the concept of the continuous collapse, which means the wave continuously collapses to the light ray. According the John Cramer's transactional interpretation, the retarded wave and the advanced wave both collapse to the light ray.

This author suggest that the both wave collapse instead of the light ray, but the mutual energy flow. The mutual energy flow is more concrete concept compare the light ray. the light ray looks a line but the shape of the mutual energy flow is thin in the two ends and thick in the middle between the two ends.

Since the the collapse cannot be described. This author introduced the time-reversal waves. This author assumes that the retarded wave and the advanced wave collapse back with the time-reversal waves. Here this author means that the self-energy flow all collapse back. Hence, the retarded wave and the advanced wave will be resend out from the emitter and the absorber. The self-energy flow re-sends and collapses back again and again until the mutual energy flow increase to the level of a whole photon. This is the normalization process and is also the particleization process.

Hence, the wave collapse is consist of two processes: one is the the two self-energy flows for the retarded wave and the advanced wave collapse back to the emitter and absorber, the second is the mutual energy flow accumulatively increase to a whole photon. This two processes together build the wave collapse process. These two processes can be mathematically described. Hence, we can offer a wave collapse process described mathematically.

This author also introduced a possibility that the mutual energy flow collapse back with anti-mutual energy flow. Especially in case an absorber obtained a photon energy that is not enough as a whole photon, it will be returned through time-reversal mutual energy flow. In this situation, stimulated radiation, the absorber or emitter in the neighbor will have big chance to send the retarded wave or advanced wave of a photon. All half photons, and the partial photons will collapse back, the energy is resend out. This author has applied this method to explain why there is no half-photon or partial photon. The time-reversal mutual energy flow can be seen as an anti-photon.

Figure 5 shows the collapsed wave. The waves is send from emitter but collapse from all direction to the absorber. This is according to the interpretation of Copenhagen school.

Figure 6 shows continually collapsed wave. This waves send from emitter but continually collapsed to the light ray. This is according to the transactional interpretation of quantum mechanics from John Cramer.

Figure 7 shows the wave collapse-back and resend through the mutual energy flow. This is according to the mutual energy principle of this author. It should be notice in the figure we only show the collapse of the retarded wave send from the emitter, actually there is also the advanced wave which collapses-back to the absorber. The concept of the time-reversal waves and time-reversal mutual energy flow introduced by this author is still correct. The black line shows the wave collapse. The red line further tell us the collapse is through a collapse back (time-reversal wave for the self-energy flow or time-reversal mutual energy flow) and the re-sent process. We only show the mutual energy flow as red array but it actually has detail structure. The detail structure of the mutual energy flow can be seen in Figure 8

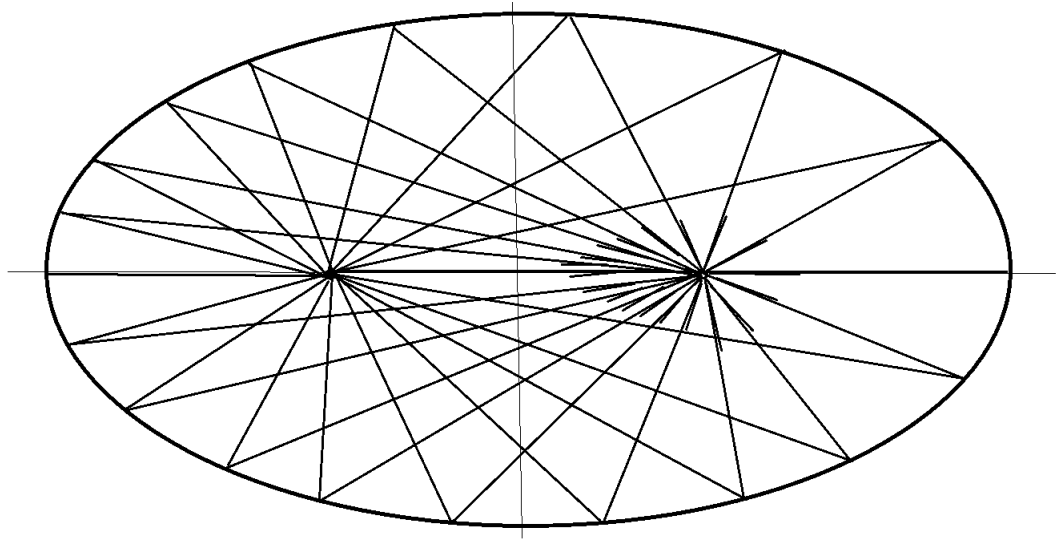


Figure 5: Waves collapse from all direction to the absorber. .

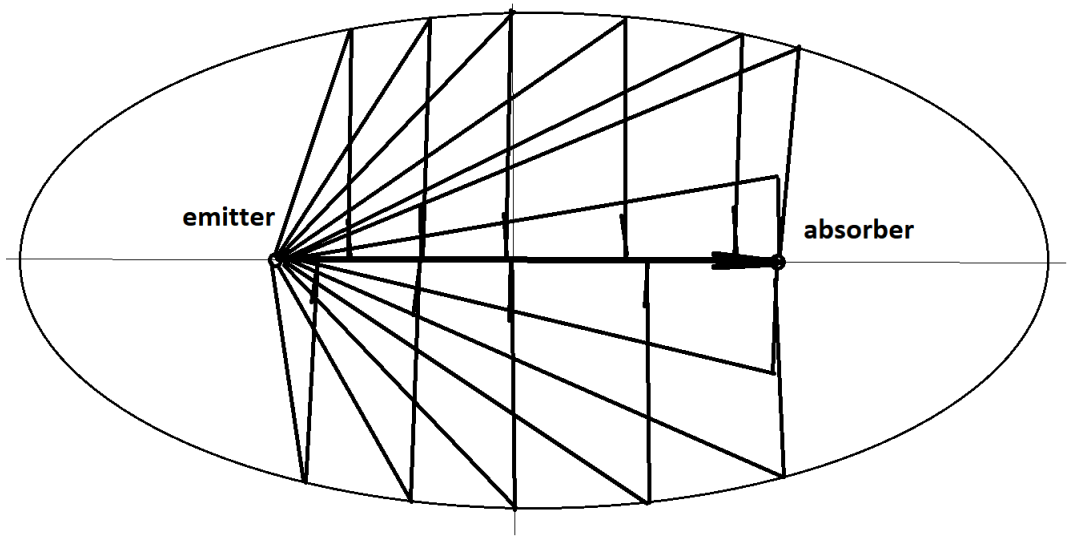


Figure 6: Continually collapse to the light ray. .



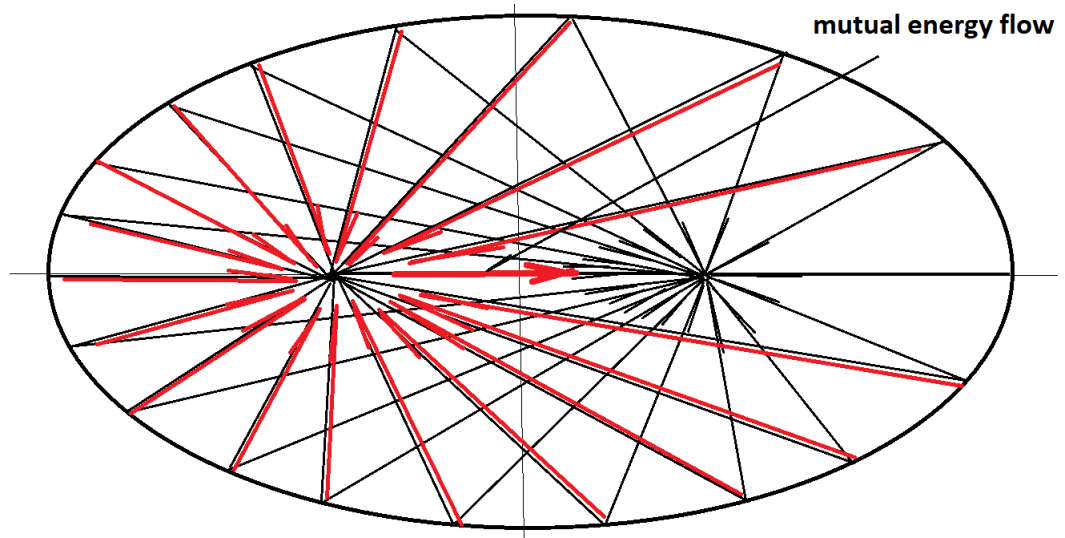


Figure 7: Waves collapse are through two process (1) collapse back(time-reversal self-energy flow) (2) The mutual energy flow accumulatively increases. .

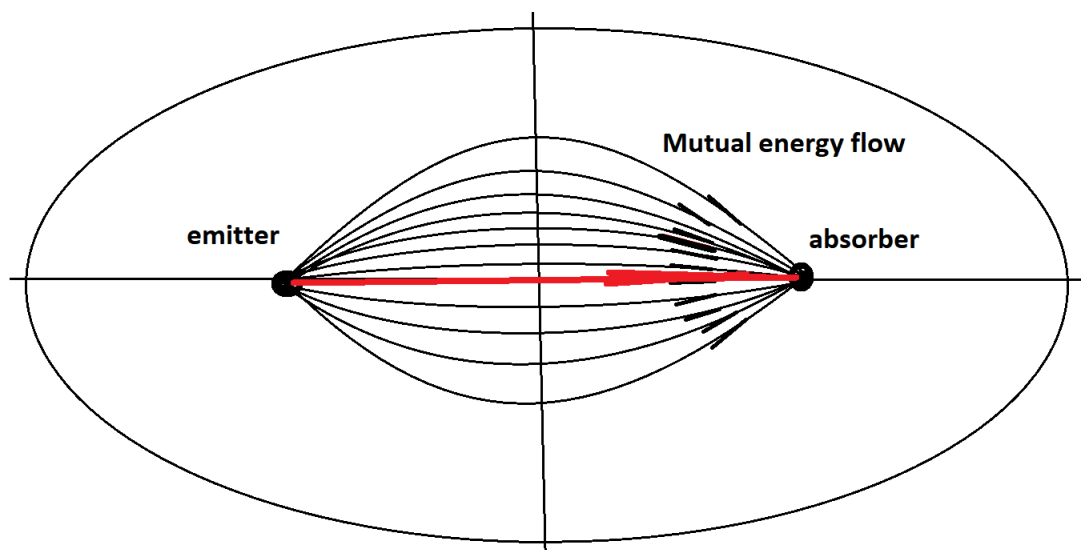


Figure 8: Mutual energy flow started from emitter and ended at the absorber.

## 6 Conclusion

We have know the photon is a wave package, that means the shape of photon looks like a pollywog, that means it very thin at the two ends and thick in the middle between the two ends. The two ends are the position of the emitter and the absorber. This author looks a theory which can produce a wave package looks like pollywog from the concept of the retarded wave and the advanced wave. John Cramer introduced the method of superposition. The retarded wave superposed with the advanced wave. However the superposition cannot produced a wave package which does not send energy out at infinite big sphere. There is always part of energy will lose at infinite big sphere. This author looks a function which has zero value every where but nozero only at the link lines from the emitter position to the absorber position. This function consist of the retarded wave from the emitter and the advanced wave from absorber. This author found that the mutual energy flow satisfies this requirement. The mutual energy flow starts from the emitter and ends at the absorber. The mutual energy flow theorem guarantees that the energy go through any surface between the emitter to the absorber are all equal. The mutual energy flow actually is also the the product of the superposition of the retarded wave and the advanced wave. The mutual energy flow does not has any loss of energy on the infinite big sphere. The mutual energy flow is the energy flow of superposed fields of the advanced wave and the retarded wave subtract the self-energy flows of the retarded wave and the self-energy flow of the advanced wave. The mutual energy flow is also the surface inner product of the retarded wave and the advanced wave.

However, in the free space, the electromagnetic field decrease with the distance between the source point and the field point. This leads the mutual energy flow also decrease with the distance between the two charges the emitter and the absorber. The mutual energy flow is not change in any surface between the emitter and the absorber, but if the distance between the emitter and the absorber increased, the mutual energy flow will decrease. We know the particle for example the photon does not decrease with the distance between the emitter and the absorber, this means the mutual energy flow still has problem to describe the photon.

In order to overcome this difficulty, this author normalized the mutual energy flow. So the mutual energy flow should always the energy of one photons  $E = hv$ . This normalization process ask the field of the retarded field are equal at the emitter position and the absorber position. It is same to the advanced wave. This means that the field of the photon does not decrease with the distance between the emitter and the absorber. This can be understand by the superposition of the retarded wave and the advanced wave. The two wave is superposed only at the linkage line between the emitter and the absorber, hence, the field are become much strong in that direction. This is also because the retarded wave and the advanced wave are lead waves of each other, the waves have no other direction to go. The energy flow must be one photons energy in this direction. Originally the mutual energy flow will become infinite

small if the distance between the emitter and absorber become infinite large. However if the distance between the emitter and absorber is fixed, the mutual energy flow is a constant, event it is very small. After normalization process, the mutual energy flow has just the energy of one photon.

The inner product of the retarded wave and the advanced wave (the mutual energy flow) can guarantee that the energy flow only goes from the source to the sink. Hence, this author choose the mutual energy flow to describe the photon. The mutual energy flow has very good properties that is it is equal at any surface between the emitter to the absorber. This property is the most important property the photon needs. However, the mutual energy flow decrease when the distance between the emitter and absorber increase. It is known that the photon energy is a constant, hence, this author normalized the mutual energy flow. A wave which does not decrease in amplitude is applied to calculate the mutual energy flow.

In this article this author introduced the concept of particleization of the mutual energy, the mutual energy flow, mutual energy principle. According to this theory, the emitter (source) sends retarded wave and the absorber (sink) sends advanced wave. Both emitter and absorber send the waves randomly. If there is no an advanced wave synchronized to the retarded wave, bother waves are returned through the time-reversal waves. These kind waves are broadcast waves, the amplitude of the broadcast waves decrease with the distance  $r$ . In case there is advanced wave synchronized with the retarded wave, the both waves the retarded wave and the advanced wave increase the amplitude on the direction alone the line linked the emitter and the absorber. All energy will go through the nearby of the line links the emitter and the absorber. The amplitude of the wave will not decrease alone the energy streamline. This process can be seen as a focalization process of the traditional Maxwell theory and the mutual energy principle. This focalization process make the mutual energy flow between the emitter and the absorber as a constant even the distance between the emitter to the absorber increased. This result make the mutual energy flow become a quantum or photon. Through statistical average process to the particleization of the mutual energy principle, a traditional mutual energy principle can be obtained. The retarded wave of the Maxwell equation can also be obtained through the statistical average process to the quantization of the mutual energy flow plus the condition the absorber are uniformly distribute on the infinite big sphere.

The traditional mutual energy principle is the foundation of the particleization of the mutual energy principle. The traditional mutual energy principle offers a consist theory without conflict to the law of the energy conservation. After a small step of the particleization, a final new theory for photon and the electromagnetic fields is produced.

This author also believe that this results are also true to other particles for example the electron. The other particles can also be obtained through the normalization of the mutual energy flow. The mutual energy flow is consist of the retarded wave and the advanced wave of corresponding wave equations, for example the Schrödinger equation.

## References

- [1] Wheeler. J. A. and Feynman. R. P. *Rev. Mod. Phys.*, 17:157, 1945.
- [2] Wheeler. J. A. and Feynman. R. P. *Rev. Mod. Phys.*, 21:425, 1949.
- [3] John Cramer. The transactional interpretation of quantum mechanics. *Reviews of Modern Physics*, 58:647–688, 1986.
- [4] John Cramer. An overview of the transactional interpretation. *International Journal of Theoretical Physics*, 27:227, 1988.
- [5] Adrianus T. de Hoop. Time-domain reciprocity theorems for electromagnetic fields in dispersive media. *Radio Science*, 22(7):1171–1178, December 1987.
- [6] A. D. Fokker. *Zeitschrift für Physik*, 58:386, 1929.
- [7] Shuang ren Zhao. The application of mutual energy theorem in expansion of radiation fields in spherical waves. *ACTA Electronica Sinica, P.R. of China*, 15(3):88–93, 1987.
- [8] V.H. Rumsey. A short way of solving advanced problems in electromagnetic fields and other linear systems. *IEEE Transactions on antennas and Propagation*, 11(1):73–86, January 1963.
- [9] K. Schwarzschild. *Nachr. ges. Wiss. Gottingen*, pages 128,132, 1903.
- [10] Lawrence M. Stephenson. The relevance of advanced potential solutions of maxwell’s equations for special and general relativity. *Physics Essays*, 13(1), 2000.
- [11] H. Tetrode. *Zeitschrift für Physik*, 10:137, 1922.
- [12] W. J. Welch. Reciprocity theorems for electromagnetic fields whose time dependence is arbitrary. *IRE trans. On Antennas and Propagation*, 8(1):68–73, January 1960.