

From the Big Split of the primal cosmic “Substance” to a five-component vacuum with positive and negative energy densities

Bruno R Galeffi



Abstract: This study considers the self-division of a preexisting Substance¹ at high entropy as the seeding and nucleation for the cosmic expansion driven by Friedmann equations. The initial split creates two unsymmetrical constituents that provide the potential energy required for activating the universe expansion and the emergence of three other vacuum components. Hence, this model corresponds to a vacuum containing five ingredients, two with positive and three with negative energy densities, including a negative time-dependent cosmological constant $\Lambda(t)$. A four-parameter Weibull growth function is used to model the evolution of $R(t)$.

1- Introduction

The preexisting conditions that triggered the so-called Big Bang is one of the unsolved mysteries in physics [1]. It more or less corresponds to the point zero of the unidirectional arrow of time as manifested in our dimension. Indeed, the Λ CDM framework describes the evolution of the universe since the Big Bang (+ the Planck time), and the cosmic expansion that followed. This is in fact the classical answer to avoiding the mathematical singularity associated with the Big Bang theory and to the violation of the first law of thermodynamics.

In this context, the existence of a primal Substance, that would asymmetrically divide itself and create potential energy from the two new constituents is appealing. As the matter of fact, asymmetric cleavage creating two charged species from a neutral entity is common in electrical phenomena and electrochemistry. Likewise, the remarkable asymmetric stem cell division that leads to two daughter cells with distinct fates is well documented in molecular biology [2]. Further, the existence of a primal Substance avoids the Big Bang singularity issue, and takes on the “filling” principle of the negative pressure in the expansion process.

The asymmetric self-division of the primal Substance necessarily requires the creation of both positive and negative mass-energies in order to obey overall neutrality, and to conform with the total energy of the universe which is zero. Therefore the universe requires polarization and symmetry, which seems to be an intrinsic characteristic of this cosmos. Everything in the universe appears to exist along with its opposite counterpart, electrical charges, magnetic poles, numbers, categories, properties, etc., and these opposites make up the dynamic unity of the universe. Coincidentally, the existence of negative mass has regain interest in the last few years, within general relativity framework [3], or bimetric theory [4-5].

This article considers the self-division of a preexisting Substance within the cosmological expansion theory governed by Friedman equations, cascading down to the creation of baryons and what is known as dark matter (DM) and dark energy (DE). In this framework, the number of constituents of the vacuum energy becomes five due to the presence of those two extra components arising from the initial split of the primal Substance. The objective of this study is to evaluate the time-dependent fraction $l_i(t)$ of each constituent $\{i\}$, as well as each density contribution factor χ_i to the total vacuum density parameter $\Omega(t)$. It is important to realize that the density contribution factor χ_i is a positive or negative scalar characteristic of the vacuum constituent $\{i\}$, whereas the fraction $l_i(t)$ is time-dependent and characterize the abundance of that particular constituent in the vacuum composition. As a consequence, the availability of an adequate function $R(t)$ will be required in order to determine the pair $(l_i(t), \chi_i)$ for each of the five vacuum components.

In this context, it is considered that the initiation of the expansion process requires a seeding/nucleation. This nucleation sets off the creation of spacetime and the transparency process of the vacuum, as well as the emergence of the five vacuum fluids into a preexisting fluid of a different equation of state (EOS).

¹ For lack of appropriate terminology, Substance will be spelled with a capital S throughout the text to express its unknown fundamental nature. This spelling will also make the link with all the great philosophers and/or scientists including Aristotle, Descartes, Leibniz, Locke, Russel, Hume, Kant, and especially Spinoza who used this terminology. Spinoza had much influence on Einstein.

This study will cover the following:

i. Construction of a simple mathematical function $R(t)$ modeling the average cosmic expansion without inflation of a spherical universe in the euclidean space, while obeying some established cosmological constraints. The derivative will produce the time-variable Hubble parameter $H(t)$ [6], and further the total energy density parameter $\Omega(t)$ as expressed in Eq.(1):

$$\Omega(t) = \left(\frac{H(t)}{H_0}\right)^2 = \frac{\rho(t)}{\rho_c} = \sum_{i=1}^5 \Omega_i(t) \quad (1)$$

with $\rho(t)$ being the total density at time t , ρ_c the critical density and H_0 the Hubble constant.

ii. Determination of the 5 density parameters $\Omega_i(t)=\rho_i(t)/\rho_c$ with $\{i=1-5\}$, given a number of constraints that will be detailed further. The 5 constituents of the vacuum are the 2 initial components arising from the self-division of the preexisting substance, and the 3 components emerging later on the universal timescale. It will be found that those three constituents are not straight equivalent to the three vacuum constituents of the Λ CDM theory (baryons, DM and DE/ cosmological constant)

iii. Evaluation of the cosmological constant $\Lambda(t)$, which will come out negative and variable, and dominating the expansion of the vacuum, therefore better described as a negative quintessence-like fluid, or cosmological variable.

iv. A conclusive discussion about the astonishing mechanism developed by the universe to go from zero-energy to zero-energy, while creating sustainable baryonic matter and complexity in between the two zeros, despite the second law of thermodynamics. Obviously, this is only possible if:

- negative mass-energy is present to balance out positive mass-energy of ordinary matter, and maintain both neutrality and zero total energy in the universe
- negative pressure is generated to drive the expansion process
- both negative and positive energies are continuously created to compensate dilution from the vacuum expansion
- a positive entropy must arise to compensate the negentropic process associated with the creation of vast ordered structures and complexity in the observable cosmos

2- A four-parameter Weibull growth function to model the average cosmic expansion

The search for a simple function $\log_{10}(R)=f(t)$ to simulate the average cosmic expansion of a spherical universe in the euclidean geometry led to the four-parameter Weibull growth model in Eq. (2), where α is the upper size limit, β is the scale factor relative to the initial value, γ is the scale parameter, and δ is the shape parameter. This model is widely used for simulating growth kinetics in a variety of domains including medical and biomedical studies, agriculture growth phenomena, populations variability, etc. [7-10].

$$\log_{10}(R) = \alpha - \beta \cdot \exp[-(t/\gamma)^k] \quad 1 < k < 2 \quad (2)$$

The following constraints were imposed:

- a) The curvature $k=0$, as observed by the Λ CDM model, and the universe is considered flat. In this case, the inflation rate will eventually slow down drastically and the universe will continue expanding at a very slow rate. This does not necessarily mean that it could not eventually collapse.
- b) At present-time the expansion is accelerating and the acceleration is exponential
- c) The current estimated radius of the observable universe is $\sim 5 \cdot 10^{23}$ km, understanding that the whole universe could be larger.
- d) Nucleation at $t=0$ implies $R_{t=0} > 0$
- e) The ratio $\text{Log}(R_{\infty})/\text{Log}(R_{t=0})$ was limited to $\sim \phi^7$, which was found very compatible with the actual observable universe, with ϕ being the ubiquitous golden mean $\phi=(1+\sqrt{5})/2$

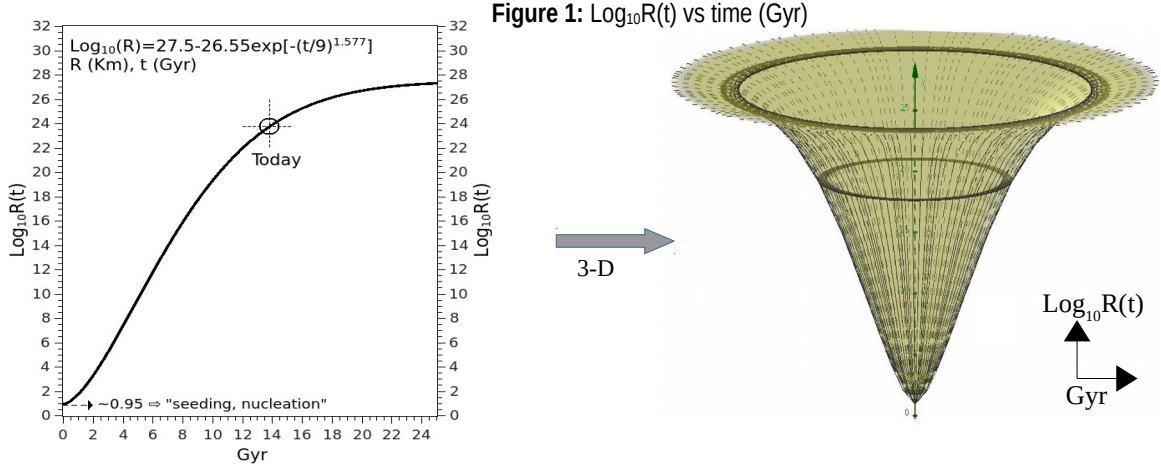
The function found is expressed below and is graphed in Fig.1

$$\log_{10} R(t) = 27.5 - 26.55 \cdot \exp\left(-\left(\frac{t}{9}\right)^{1.577}\right) \quad \text{with } t \text{ in Gyr and } R \text{ in km} \quad (3)$$

Coincidentally, the factor $1/9$ seems exact, and the exponent 1.577 is equivalent to $(1+\gamma)$ with γ being the Euler-Mascheroni constant. The nucleation radius can be readily found at $\log_{10}(R_{t=0}) \approx 0.95$. As time goes by, the radius of the universe eventually plateaus, meaning that the

expansion rate drastically slows down (reaching 0 at $t \gg 30$ Gyrs) after an impressive accelerated expansion (Fig.1&2). As a result, the Hubble parameter $H(t)$ will eventually be driven down to zero, and so will the total energy density $\rho(t)$. In fact it is the sum of positive and negative energy densities $\rho(t)=\rho_+(t)+\rho_-(t)$ that will slow down to zero when both energies balance out.

However, the total density of the universe must be maintained positive in between the two zeros so that both the observable and the observer can emerge, dependently arising from the same principles and from the same source, the vacuum. What would be the purpose of an observable universe without observers? As in the words of Andre Linde: "... *The universe and the observer exist as a pair... The moment you say that the universe exists without any observers, I cannot make any sense out of that. I cannot imagine a theory of everything that ignores consciousness... In the absence of observers, our universe is dead.*" [11]



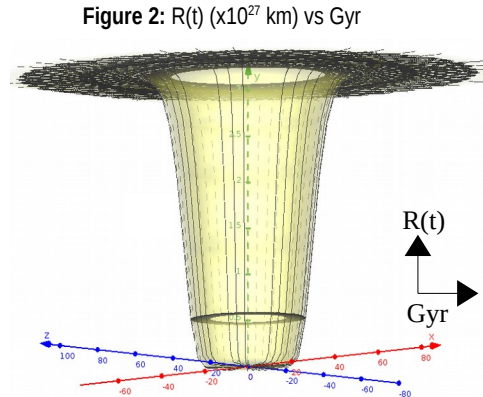
In Fig.1 the nucleation initiates the expansion process and provides a non-zero radius at $t=0$. Thus, it does not require a mathematical singularity such as in the Big Bang model. The nucleation is intrinsic to the nature of the two constituents emerged from the asymmetric self-division of the preexisting substance. Thus the function $R(t)$ is expressed in (4), and is graphed in Fig.2

$$R(t) = 10^U \quad \text{with } U = 27.5 - 26.55 * \exp\left(-\left(\frac{t}{9}\right)^{1.577}\right) \quad (4)$$

Above and beyond the numerical accuracy of the function $R(t)$, the model in Fig.2 reveals undeniable trends, particularly the exponential acceleration of the expansion, in accordance with the predictions of the Λ CDM model.

Further, the formula $R(t)$ provides the following characteristics:

- $R_{t=0} \approx 8.9$ km (nucleation radius)
- $R_0 \approx 5.9 \times 10^{23}$ km
- $R_\infty = 10^{27.5}$ km
- $\text{Log } R_\infty / \text{Log } R_{t=0} \approx \phi^7$
- $\text{Log}(R_\infty / R_0) \approx 2\phi \text{Log}(10)$



3- Expansion rate and Hubble parameter

The average expansion rate is simply dR/dt which provides the following expression in kms^{-1}

$$\frac{dR}{dt} = 10.73 \left(\frac{t}{9}\right)^{0.577} \exp\left(2.3U - \left(\frac{t}{9}\right)^{1.577}\right) \frac{1}{3.15 \times 10^{16}} \quad (5) \quad \text{with } U \text{ defined in Eq.(4)}$$

This formula may provide values of $\dot{R} > c$ but it is recognized that expansion rates exceeding c are not incompatible with general relativity, which enables distant entities to recede from each other at speeds $> c$ [12]. If special relativity excludes objects from moving faster than c with respect to a

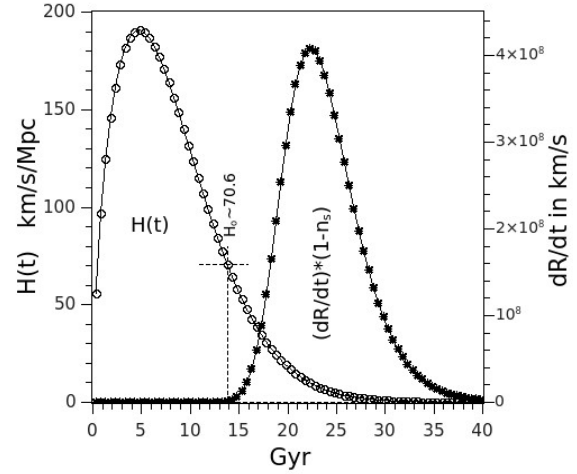
local frame of reference, it cannot apply when spacetime curvature becomes significant or when distances becomes very important as in cosmology.

Unexpectedly, the Hubble parameter was found to fit the formula:

$$H(t) = \frac{dR}{Rdt} (1 - \tilde{k}) \quad \text{with } \tilde{k} \simeq 0.96 \quad (6)$$

No rational was found for the factor $(1 - \tilde{k})$ but it seems to be required in order to obtain the observed value for H_0 . However, it could naturally relate to the scalar spectral index $n_s = 0.966 \pm 0.004$, (the most recent estimated value [13]). The scalar spectral index is connected to the hypothetical scalar field believed to be responsible for the cosmic inflation, and describes how density fluctuations vary with scale [14]. So it shall not be surprising that $\dot{R}(t)$ be dependent on n_s since $H(t)$ depends on density in Friedmann equations. Using a value $n_s = 0.962$ (note²) provides $H_0 = 70.6$ Km/s/Mpc. Applying this factor to $\dot{R}(t)$ in equation (5) provides an expansion rate today of $\dot{R}_0 \simeq 1.3 \times 10^6$ km/s, therefore ~ 4 times c .

Figure 3: Expansion rate and Hubble parameter



The Hubble parameter is graphed in Fig.3 with the expansion rate corrected by the factor $(1 - \tilde{k})$ as discussed above. Of interest is the quasi Gaussian shape of the expansion rate. The accelerated expansion seems to peak around 22-23 Gyr. On the other hand, $H(t)$ already peaked at ~ 5 Gyr and has continuously decreased ever since, despite the accelerated expansion. This is due to the fact that R increases faster than \dot{R} . The Hubble parameter eventually slows down to zero, contrary to the Λ CDM model which predicts a lower bound for $H(t)$ at around 57 Km/s/Mpc [15]. This difference is most likely caused by the absence of negative mass-energy in the Λ CDM model.

4- The energy density $\rho(t)$

Knowing $H(t)$ the total energy density $\rho(t)$ can be determined from Friedmann first equation, assuming a curvature $k=0$, and a time-dependent cosmological constant $\Lambda(t)$

$$\left(\frac{\dot{a}}{a}\right)^2 = H(t)^2 = \frac{8\pi G\rho(t)}{3} + \frac{\Lambda(t)c^2}{3} \quad (7)$$

With a critical density $\rho_c = 3H_0^2/8\pi G$ and a total density parameter $\Omega(t) = \rho(t)/\rho_c$ we can write

$$\left(\frac{H(t)}{H_0}\right)^2 = \frac{\rho(t)}{\rho_c} + \frac{\Lambda(t)c^2}{8\pi G\rho_c} = \frac{\rho(t)}{\rho_c} + \frac{\rho_\Lambda(t)}{\rho_c} = \Omega(t) + \Omega_\Lambda(t) = \sum_1^n \Omega_i(t) \quad (8)$$

Assuming $\Lambda(t)$ as a non-specific contributor to the total density parameter with a density

$$\rho_\Lambda(t) = \frac{\Lambda(t)c^2}{8\pi G} \quad (9) \quad \text{we obtain } \Lambda(t) = \frac{8\pi G\rho_\Lambda(t)}{c^2} \quad (10)$$

In equation (7), the contribution from radiations Ω_{rad} is neglected for the sake of simplicity. As the matter of fact, if the universe is considered as a blackbody at temp $^{\circ}K$, the total energy density can be estimated by the following formula:

$$\rho(T) = \sigma T^4 \quad \text{with } \sigma = 7.56 \times 10^{-16} \text{ Jm}^{-3}\text{K}^{-4} \quad (11)$$

$$\text{Today at } 2.73^{\circ}K, \rho_{rad} \simeq 4.7 \times 10^{-31} \text{ Kg m}^{-3}, \text{ which is } \simeq 1.8 \times 10^{-4} \rho_c. \quad (12)$$

Therefore radiation contribution to the total density will be neglected over the entire timescale. The evolution of the energy density in the universe is expressed through $(H(t)/H_0)^2 = \rho(t)/\rho_c = \Omega(t)$ with $\rho(t)$ being the sum of positive and negative energy densities:

$$\rho(t) = \rho_+(t) + \rho_-(t) \quad (13)$$

² Coincidentally $2\text{Log}\phi = 0.9624$

In Fig.4 the total energy density appears to have reached a maximum when the universe was ~5 Gyrs old, and has been decreasing ever since. When positive and negative energies balance out, the total density will be zero, which does not mean the universe will be depleted from energy.

Remarkably, the total energy density parameter curve $\Omega(t)$ in Fig.5 was found very similar to the profile of a typical blackbody emission spectrum. As the matter of fact, the overlay of the total density parameter $\Omega(t)$ and the CMB/FIRAS monopole spectrum is astonishing. The similarity extends down to the X-scales, regardless of the scale units (Gyr vs cm^{-1}). This similarity may express some further insight as to the vibrational nature of the vacuum (due to the relation time-period-frequency), the forces that has been driving the universe expansion, or some kind of fractal relationship. Also of interest is the maxima $\Omega(t)_{\text{max}} \approx 7.3$ occurring around 5 Gyrs.

Figure 4: $\Omega(t)$ vs. time

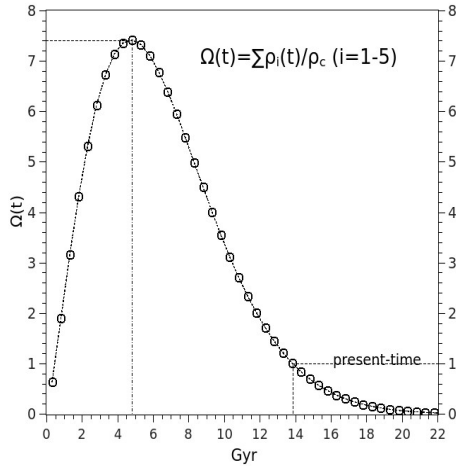
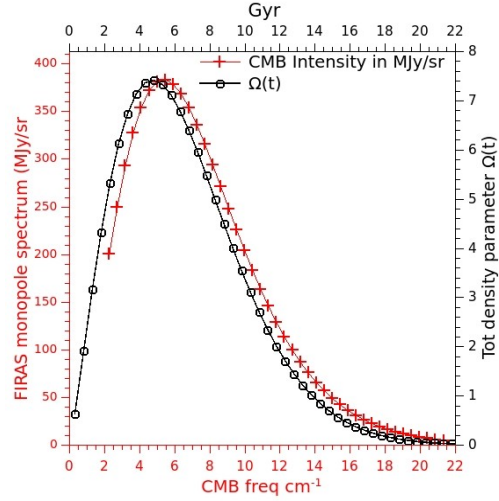


Figure 5: $\Omega(t)$ and CMB - (Data from [16])



5- A vacuum made from five constituents. Fractions and density contribution factors of individual constituents to the total energy density.

As discussed earlier, the asymmetric self-division of the preexisting substance led to the emergence of two unsymmetrical constituents and therefore potential energy. In turn, those two newly created constituents called $I_1(t)$ and $I_2(t)$ will contribute to the rise of the three other ingredients. Those three essential ingredients will be referred as $I_3(t)$, $I_4(t)$, and $I_5(t)$ in Fig.6.

These five constituents $I_i(t)$ are believed to be the building blocks of the observable and non-observable universe (in addition to radiation). In this picture, baryonic matter will be identified as $I_5(t)$, and the cosmological variable $\Lambda(t)$ will turn out to be $I_3(t)$. In the other hand, what the Λ CDM framework identifies as DE and DM will be, in reality, the combination of 2 other $I_i(t)$. Those possible combinations will be determined further.

Now if we make the following statements, with $I_i(t)$ being the fraction or the abundance of constituent $\{i\}$ then we can write:

$$\sum_{i=1}^5 I_i(t) = 1 \quad (\text{or } 100 \text{ if working in } \%) \quad (14) \quad \text{and} \quad \Omega_i(t) = \frac{\rho_i(t)}{\rho_c} = \chi_i I_i(t) \quad (15)$$

with χ_i being the positive **or** negative density contribution factor of $I_i(t)$ to the total energy density $\rho(t)$.

Then, the equation (8) can then be written:

$$\left(\frac{H(t)}{H_0}\right)^2 = \sum_{i=1}^5 \chi_i I_i(t) \quad \chi \in \mathbb{R} \quad (16)$$

Figure 6 depicts the initial asymmetric self-division of the primal Substance, propagation, and emergence of $I_3(t)$, $I_4(t)$, and $I_5(t)$. Coincidentally, the early part of Fibonacci sequence can be found in the diagram as 0,1,1,2,3,5 with 0 assigned to the void.

The five combinations $(I_i(t), \chi_i)$ $i=1-5$ can be determined from graphical correlation in accordance with Eq.(16). This will of course lead to a multitude of possible scenarios. However, a number of constraints will drastically restrict the possibilities. Those restrictions are the following:

1. Neutrality of the primal substance implies that χ_1 and χ_2 have opposite signs

2. At $t=0$ the sum $I_1(0)+I_2(0) = 1$ (or 100%), I_3 , I_4 , and I_5 emerge later on the time scale at the $Y=0$ line

3. The sum $I_1(t)+I_2(t)+I_3(t)+I_4(t)+I_5(t) = 1$ (or 100%) for any value of (t)

4. At time t_0 (present-time) the constituent $I_5(t)$ (baryons) should be around 4-5%.

5. One constituent, $I_3(t)$ or $I_4(t)$, would exponentially grow with time and eventually dominate the vacuum composition. Let's refer to this constituent as $I_3(t) = \Lambda(t)$

6. The combination of $I_3(t)+I_i(t)$ with $i=1, 2$, or 4 could make up the DE from the Λ CDM model ($\sim 70\%$ @ t_0)

7. The combination of two other constituents $I_j(t)+I_k(t)$ could make up the DM from the Λ CDM model ($\sim 26\%$ @ t_0), with j and $k \neq i$ above.

8. I_1 and I_2 arisen from the initial division of the original Substance have a strong attraction to each other and continuously try to reunite.

A number of scenario have been obtained through a computed curve fitting/correlation program, and all of them presented both positive and negative energy density contribution factors χ_i . What appeared as the most probable and realistic scenario was retained, and this scenario is presented in Fig.7 in the following page. The scenario selected clearly requires positive and negative energy densities, and reveals the following characteristics:

→ A long period of latency from $t=0$ taken as the split of the primal substance, to the emergence of the three sub-constituents $I_3(t)$, $I_4(t)$, and $I_5(t)$.

→ The functions $I_3(t)$ and $I_4(t)$ start simultaneously on the time scale @ around 2.2 Gyrs and they both are negative contributors to the total energy density $\rho(t)$. The domination of $I_3(t)$ is exponential and explicit, and seems to level off at around 69%. It appears to be the natural candidate for the cosmological variable $\Lambda(t)$. This constituent $I_3(t)$ has a relatively small negative contribution to $\rho(t)$. At the present-time, the fraction $I_3(t_0)$ is $\sim 56\%$. Determination of the today value $\Lambda(t_0)$ can be deduced from equations (10) and (15):

$$\Lambda(t_0) = \frac{8\pi G \rho_{\Lambda}(t_0)}{c^2} \approx -6.7 \times 10^{-52} \text{ m}^{-2} \quad (17)$$

with $\rho_{\Lambda}(t_0) = \Omega_3(t_0)\rho_c = \chi_3 I_3(t_0)\rho_c$ obtained from the exponential function $I_3(t)$ in Fig. 7 @ $t_0=13.8$ and in accordance with Table 1, $I_3(t_0)=0.555$ and $\chi_3 = -7.5$. Given $\rho_c = +8.62 \times 10^{-27} \text{ kg/m}^3$, $G=6.674 \times 10^{-11} \text{ m}^3 \text{kg}^{-1} \text{s}^{-2}$ and $c=2.998 \times 10^8 \text{ ms}^{-1}$. This value obtained for $\Lambda(t_0)$ is negative, but in the same order of magnitude as that provided by Λ CDM ($\approx 1.10 \times 10^{-52} \text{ m}^{-2}$) [17]. Negative values for Λ have been proposed in other studies [3].

→ The function $I_5(t)$ was easily attributed to baryons, and emerges with the strongest positive energy density contributor ($\chi_5 = +65$) as one could logically expect. Baryon formation seems to begin @ ~ 4 Gyrs and eventually follows an asymptotic limit around 3.3%. The creation of baryons needs to be continuous in order to compensate for the cosmic expansion and preserve a stable level. This continuous creation of baryons has already been suggested [3].

→ The two initial constituents $I_1(t)$ and $I_2(t)$ have strong and opposite contributions to the total energy density, $\chi_1 = -16.1$ and $\chi_2 = +45.5$ respectively. This huge distinction may reveal additional information about the origin of potential energy at the beginning of the universe. As expected, the fate of $I_1(t)$ and $I_2(t)$ is also driven by their strong mutual attraction and their tendency to reunite. This attraction is explicit in Fig.7 below.

Figure 6: From the primal Substance to the five vacuum constituents

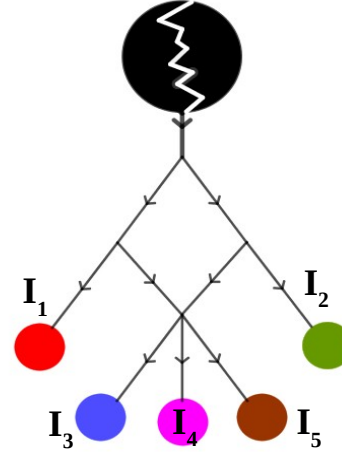
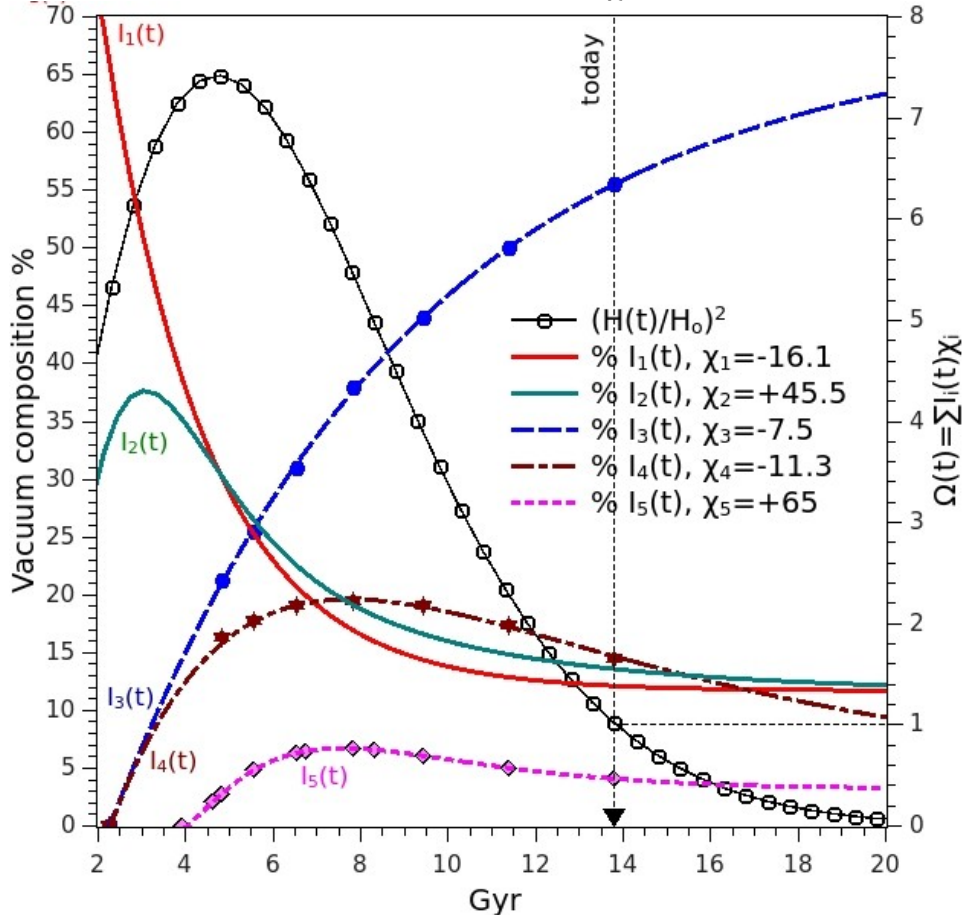


Figure 7: Graphic determination of the functions $I_i(t)$ and associated energy density contribution factor χ_i through fitting of $\Omega(t) = \sum I_i(t) \cdot \chi_i$ with $i=1-5$



→ The various parameters found from the correlation/fitting exercise in Fig.7 are summarized in Table 1 below. From the contribution factors χ_i described in this table, the evolution with time of all the density parameters $\Omega_i(t)$ can be graphed, creating the dynamics of the vacuum composition. This graph is presented in Fig.8

Table 1: Summary of parameters found (t_0 =present-time)

Constituents →	$I_1(t)$	$I_2(t)$	$I_3(t)$ $\Lambda(t)$	$I_4(t)$	$I_5(t)$ Baryons	Sum
χ_i =contribution factor of $I_i(t)$ to total $\Omega(t)$	-16.1	+45.5	-7.5	-11.3	+65	NA
$I_i(t_0)$ in fraction	0.121	0.135	0.555	0.147	0.041	0.999
$\Omega_{i,0} = \rho_i(t_0)/\rho_c$	-1.95	+6.14	-4.16	-1.66	+2.67	+1.04
$\rho_i(t_0)$ in Kg/m ³	-1.7×10^{-26}	$+5.3 \times 10^{-26}$	-3.6×10^{-26}	-1.4×10^{-26}	$+2.3 \times 10^{-26}$	$+8.9 \times 10^{-27}$
$\Lambda(t_0)$ in m ⁻²			-6.7×10^{-52}			

→ In Fig.9 the fraction of constituent $I_3(t)$ has been graphed as a function of the scaling factor $a(t)=R(t)/R_0$, more specifically as a function of $\text{Log}(a)$. In this way, the resulting exponential function gives directly access to the power of $a(t)$ used in the following expression derived from Friedmann equation, expression well known in the concordance Λ CDM model:

$$\left(\frac{H}{H_0}\right)^2 = \sum_{i=1}^n \Omega_{i,0} a^{-k_i} \quad (18)$$

In this equation, $\Omega_{i,0}$ is the density parameter of constituent i at t_0 , a is the scaling factor at time t , and k_i the power exponent of $a(t)$ relative to constituent $\{i\}$. The Λ CDM model predicts for the cosmological constant the exponent $k_\Lambda=0$ meaning that Λ is constant over time and therefore independent of the scaling factor. Intriguingly, it is found in this study that $k_\Lambda=0.0156$ therefore close to zero but not exactly zero.

Figure 8: Graph showing the evolution of the 5 density parameters $\Omega_i(t)$

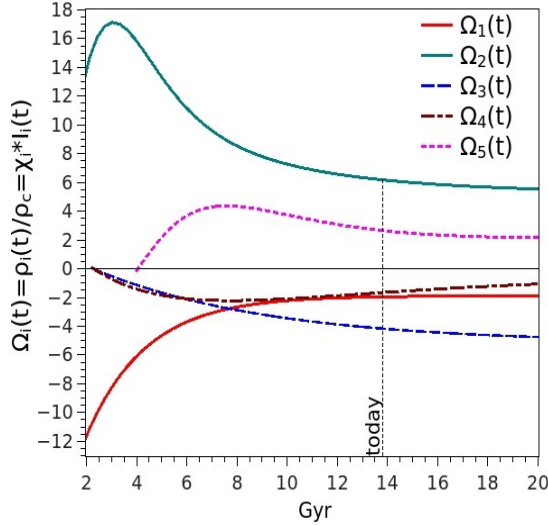
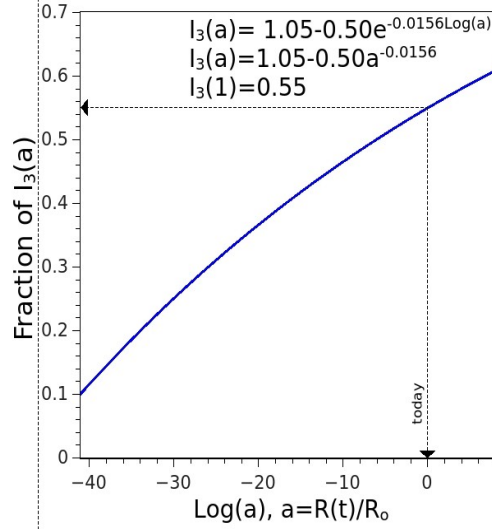


Figure 9 : Fraction $I_3(t)$ vs. $\text{Log}(a)$



→ In this study, the time-dependent cosmological constant $\Lambda(t)$ was easily identified as $I_3(t)$ due to its specific exponential growth over time. However, what the Λ CDM model attributes to DE and DM might be a combination of 2 constituents, due to the fact that the number of cosmic constituents is now 5 instead of 3 in the Λ CDM model. A close look at Table 1 reveals 3 possible combinations, which are summarized in Table 2 below. Amazingly, all three combinations are close to the published data for DE and DM, around 0.69 and 0.26 respectively. Although none of the combinations can be favored at this time, proceeding by elimination suggests that scenarios B and C are the closest to these values. Further $I_2(t)$ is positive therefore closer to the characteristics of DM than to DE. In consequence we are left with the most probable combination C, where DE is the sum of two negative contributors, while DM is the sum of one negative and one positive contributor.

Table 2: Correspondence with DE and DM from the Λ CDM model

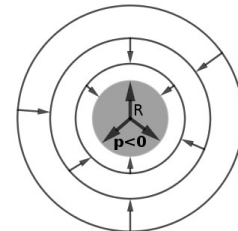
Scenario #	Dark Energy (DE) Sum		Dark Matter (DM)	Sum
A	$I_3(t_0) + I_1(t_0)$	0.676	$I_2(t_0) + I_4(t_0)$	0.282
B	$I_3(t_0) + I_2(t_0)$	0.690	$I_1(t_0) + I_4(t_0)$	0.268
C	$I_3(t_0) + I_4(t_0)$	0.702	$I_1(t_0) + I_2(t_0)$	0.256
Λ CDM	DE	0.69	DM	0.26

6. The vacuum pressure $p(t)$

Of great interest is the evolution of the total vacuum pressure $p(t)$. Friedmann acceleration equation is usually expressed in the following form:

$$\frac{\ddot{a}}{a} = -\frac{4\pi G}{3}\left(\rho + \frac{3p}{c^2}\right) + \frac{\Lambda c^2}{3} \quad (19) \text{ which can be rewritten as}$$

$$\dot{H} + H^2 = \frac{\ddot{a}}{a} = -\frac{4\pi G}{3}\left(\rho + \frac{3p}{c^2}\right) \quad (20)$$



Therefore the expression of $p(t)$ can be rearranged in the following form

$$p(t) = -\frac{c^2}{4\pi G} \dot{H}(t) - \left(\frac{c^2}{4\pi G} + \frac{\rho_c c^2}{3H_0^2}\right)H(t)^2 \quad (21)$$

The function $p(t)$ is graphed in Fig.10. When compared to the equation of state (EOS) of a perfect fluid $w=p/\rho c^2$, with w being the EOS parameter, it is found a value consistent with $w = -1$. Then we can write:

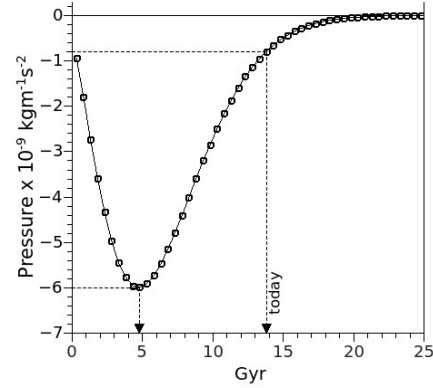
$$p(t) + c^2 \rho(t) = 0$$

$$p(t) + c^2 [\rho_+(t) + \rho_-(t)] = 0 \quad (22)$$

The vacuum pressure minimum value was found $\approx -6 \times 10^{-9} \text{ kgm}^{-1}\text{s}^{-2}$. At present-time, the vacuum pressure $p(t_0)$ is found at $-0.8 \times 10^{-9} \text{ kgm}^{-1}\text{s}^{-2}$.

Negative pressure in cosmology implies that the expansion results from “filling up” the negative pressure space. However, some kind of external fluid is required to occupy that space, and the preexisting fluid maybe playing that function.

Fig 10: $p(t)$ vs Gyr



7. Conclusion

The existence of a primal cosmic Substance occupying the initial void has advantages: it wipes out of the mathematical singularity associated with the Big Bang, and does no longer need to infringe the first law of thermodynamics. Further, it is perfectly compatible with the cosmic expansion.

This Substance at zero-energy requires an asymmetric self-division in order to create potential energy and polarization of the universe. In turn, the two daughter substances provide the seeding/nucleation that initiates expansion and creation of spacetime. They also provide the roots for the emergence of the other constituents of the vacuum, essentially radiation, baryons, and what is known today as DE and DM. Under the assumption of a 5-constituent vacuum, DE and DM fit closely the partial sums of 2 constituents.

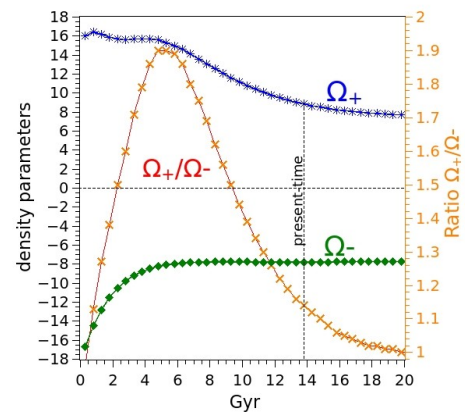
The total energy of the universe must remain zero at all time, and this is generally a common consensus. However, maintaining the total energy at zero requires the existence of negative mass-energy density to balance out the observable baryonic matter and other non-observable positive energy densities. Together with the modeling of the expansion radius through a four-parameter Weibull growth function $R(t)$, it was found that the vacuum energy is made from 2 positive and 3 negative energy densities, which includes a negative and time-dependent cosmological constant.

Fig.11 depicts the ratio of positive to negative energy densities parameters $\Omega_+(t)/\Omega_-(t)$. This ratio peaked at around 5.5 Gyrs with a value $\Omega_+/\Omega_- \approx 1.9$. At the present-time, the ratio $\Omega_+(t_0)/\Omega_-(t_0) \approx 1.14$.

The accomplishment of the universe at generating baryons from a primal Substance at zero-energy is a remarkable achievement. When positive and negative energies eventually cancel out ($\Omega_+/\Omega_- = 1$), then the overall energy density goes back to zero, as shown in Fig.7. Meanwhile “stable” baryonic matter was created, and with baryons come atoms, molecules and the impressive variety of manifested forms called living beings, with various degrees of consciousness.

These living beings, or observers, are supplied with sophisticated senses that allow observation, which can make the wave function collapse, causing particles to appear [18]. This of course recalls the anthropic principle of cosmology, first introduced in the scientific literature in 1974 by Brandon Carter. This principle considers the fine-tuning of the universe designed for emergence of intelligent life. Could the beginning of the universe be animated with “intention”? As Freeman Dyson wrote: “As we look into the universe, and identify the many accidents of physics and astronomy that have worked

Figure 11: $\Omega_+(t)$ and $\Omega_-(t)$ vs Gyr



together to our benefit, it almost seems as if the universe must in some sense have known we were coming” [19]. As such, it’s rather difficult to imagine the universe violently destroyed in a Big Rip or a Big Crunch, in light of that suspected “intention”.

The other fundamental question is of course the evolution of entropy with time, which at first does not seem to obey the 2nd law of thermodynamics. As the matter of fact, if we consider the energy of the preexistence Substance at zero, then the corresponding entropy ought to be maximum. Obviously the self-division of the primal Substance creates negentropy, and so does the cosmic expansion leaving behind complexity and highly organized structures such as galaxies, clusters, stars... and intelligent life. Therefore in order to balance this negative entropy, positive entropy must be created to satisfy the 2nd law of thermodynamics. Looking at the overall picture, this positive entropy could well be the information entropy of the universe, given the enormous amounts of bits of information circulating across the cosmic web at any given time. Of course, this affirmation echoes the holographic principle, first described in the 1990’s by ‘t Hooft and Susskind [20]. Therefore the following would make sense:

$$S_{\text{total}} = S_{\text{thermodynamics}} + S_{\text{information}} \quad (23)$$

Finally, this paper shows that the existence of negative mass-energy in the vacuum is compatible, with a flat universe with curvature $k=0$, not necessarily with $k=-1$ [3]. But the most amazing fact is that positive and negative mass-energies can coexist in the vacuum without annihilation. This may have to do with the unusual interaction between positive and negative particles, usually referred as “run away” motion. This behaviour could create the right conditions so that the probability of collision between (+) and (-) mass particles is considered non-existent. Astonishingly, J.M. Souriau demonstrated that negative mass is equivalent to reversing time [21].

7. References

- [1] Wikipedia. “List of unsolved problems in Physics”. https://en.wikipedia.org/wiki/List_of_unsolved_problems_in_physics
- [2] Z.G. Venkei and Y.M.Yamashita. “Emerging mechanisms of asymmetric stem cell division”; *Journal of cell biology*; 217 (11): 3785; DOI:10.1083/jcb.201807037
- [3] J.S. Farnes. “A Unifying Theory of Dark Energy and Dark Matter: Negative Masses and Matter Creation within a Modified Λ CDM Framework”. *Astronomy & Astrophysics*. 620: A92. arXiv:1712.07962
- [4] J-P. Petit, G. d’Agostini. “Cosmological bimetric model with interacting positive and negative masses and two different speeds of light, in agreement with the observed acceleration of the Universe”; *Modern Physics Letters A*. 29 (34): 1450182.
- [5] Wikipedia. “Negative mass”. https://en.wikipedia.org/wiki/Negative_mass (for a recent review);
- [6] For example: R.J. Nemiroff and B Patla; “Adventures in Friedman cosmology: A detailed expansion of cosmological Friedman equations”; arXiv:astro-ph/0703739v2; 14 Dec 2007
- [7] S.H. Kamar and B.S. Msallam. “Comparative Study between generalized Maximum Entropy and Bayes methods to Estimate the Four Parameter Weibull Growth Model”. *Journal of Probability and Statistics*, Vol 2020, Article ID 7967345
- [8] H.M. Yousof, A.Z. Afify, G.M. Cordero, A. Alzaatreh, M. Ahsanullah. “A New Four-Parameter Weibull Model for Lifetime Data”. *Journal of Statistical Theory and Applications*, Vol. 16, No. 4 (December 2017) 448–466
- [9] A.H. Izadparast, J.M. Niedzwecki. “Four-Parameter Weibull Probability Distribution Model for Weakly Non-linear Random Variables “. Available online <http://www.sofec.com/whitePapers/2013>
- [10] M. Elgarhy, M. Ahmad, A. Z. Afify. “Properties of the four-parameter Weibull distribution and its applications” *Pak. J. Statist.* 2017 Vol. 33(6), 449-466
- [11] Andrei Linde, “Universe, Life, Consciousness”
- [12] T.M. Davis and C.H. Lineweaver; “Expanding Confusion: common misconceptions of cosmologica horizons and the superluminal expansion of the universe”; arXiv:astro-ph/0310808v2; 13 Nov 2003
- [13] Wikipedia. “Primordial fluctuations”. https://en.wikipedia.org/wiki/Primordial_fluctuations
- [14] Wikipedia. “Spectral index”. https://en.wikipedia.org/wiki/Spectral_index
- [15] Wikipedia. “Hubble’s law”. https://en.wikipedia.org/wiki/Hubble%27s_law
- [16] lambda.gsfc.nasa.gov/product/cobe/firas_monopole_get.cfm
- [17] Wikipedia. “Cosmological constant”. https://en.wikipedia.org/wiki/Cosmological_constant
- [18] For example, The double split experiment
- [19] Freeman Dyson 1979 page 250
- [20] L. Susskind; “The world as a hologram” arXiv:hep-th/9409089v2 28 Sep 1994
- [21] J.-M. Souriau. “Structure des Systèmes Dynamiques” [Structure of Dynamic Systems] (in French). Paris: (1970), Dunod. p. 199. ISSN 0750-2435.