

Vacuum Energy Theory
Solar Group Geometry (Part 21)
By Gerges Francis Twadrous

2nd course student – Physics Department - Physics & Math Faculty –
Peoples' Friendship University – Moscow – Russia -2010-2013

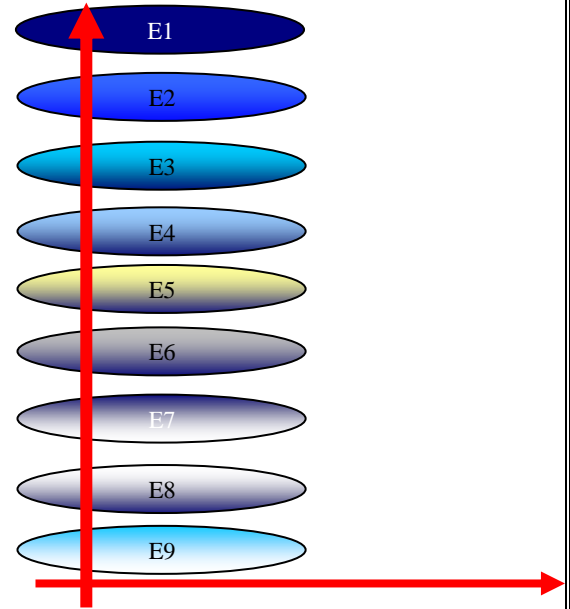
TEL +201022532292 georgytawdrous@yandex.ru / mrwaheid@gmail.com

Abstract

The figure shows The Solar Group (E₁ is Mercury level but E₉ Is Pluto level)

Vacuum Energy Theory Basics

- Vacuum stores Energy (Space is Energy)
- Vacuum stores Energy with different capacities (Space has different densities of Energy).
- Vacuum with higher storing Capacity (Space with higher density of Energy) goes to upper location vertically relating to other Space Layers (as shown in the figure).
- The solar group has 9 Space layers (Mercury Level is the highest Layer vertically)
- Each Space Layer has different density of Energy (different Capacity)
- Each Space layer stores Energy....from this Energy the planet matter is created and the layer rest Energy is used as potential energy which will transferred into Kinetic Energy to be used for this planet motion.
- The relativistic effects (specifically Lorentz length contraction) leads to increase the Vacuum storing capacity of Energy (i.e. increase the Space density of Energy)
- The Previous description explains why the solar group motions trajectory is in a pyramid form.
- The solar group original Energy is provided by the Earth



Gerges Francis Twadrous +201022532292
E-mail georgytawdrous@yandex.ru
LinkedIn <https://eg.linkedin.com/in/gerges-francis-86a351a1>
Facebook <https://www.facebook.com/gergis.tawadrous>
Twitter https://twitter.com/tawadrous_f
Academia <https://rudn.academia.edu/GergesTawadrous>
All my papers http://vixra.org/author/gerges_francis_tawdrous

S. Virgin Mary Assumption into Heaven.

Written in Cairo – Egypt
11th January 2019



IN THE ALMIGHTY GOD NAME
Through the Mother of God mediation

I do this research

Planetary Fact Sheet - Metric

| | <u>MERCURY</u> | <u>VENUS</u> | <u>EARTH</u> | <u>MOON</u> | <u>MARS</u> | <u>JUPITER</u> | <u>SATURN</u> | <u>URANUS</u> | <u>NEPTUNE</u> | <u>PLUTO</u> |
|---|----------------|--------------|--------------|-------------|-------------|----------------|---------------|---------------|----------------|--------------|
| <u>Mass</u> (10 ²⁴ kg) | 0.330 | 4.87 | 5.97 | 0.073 | 0.642 | 1898 | 568 | 86.8 | 102 | 0.0131 |
| <u>Diameter</u> (km) | 4879 | 12,104 | 12,756 | 3475 | 6792 | 142,984 | 120,536 | 51,118 | 49,528 | 2390 |
| <u>Density</u> (kg/m ³) | 5427 | 5243 | 5514 | 3340 | 3933 | 1326 | 687 | 1271 | 1638 | 1830 |
| <u>Gravity</u> (m/s ²) | 3.7 | 8.9 | 9.8 | 1.6 | 3.7 | 23.1 | 9.0 | 8.7 | 11.0 | 0.6 |
| <u>Escape Velocity</u> (km/s) | 4.3 | 10.4 | 11.2 | 2.4 | 5.0 | 59.5 | 35.5 | 21.3 | 23.5 | 1.1 |
| <u>Rotation Period</u> (hours) | 1407.6 | -5832.5 | 23.9 | 655.7 | 24.6 | 9.9 | 10.7 | -17.2 | 16.1 | -153.3 |
| <u>Length of Day</u> (hours) | 4222.6 | 2802.0 | 24.0 | 708.7 | 24.7 | 9.9 | 10.7 | 17.2 | 16.1 | 153.3 |
| <u>Distance from Sun</u> (10 ⁶ km) | 57.9 | 108.2 | 149.6 | 0.384* | 227.9 | 778.6 | 1433.5 | 2872.5 | 4495.1 | 5870.0 |
| <u>Perihelion</u> (10 ⁶ km) | 46.0 | 107.5 | 147.1 | 0.363* | 206.6 | 740.5 | 1352.6 | 2741.3 | 4444.5 | 4435.0 |
| <u>Aphelion</u> (10 ⁶ km) | 69.8 | 108.9 | 152.1 | 0.406* | 249.2 | 816.6 | 1514.5 | 3003.6 | 4545.7 | 7304.3 |
| <u>Orbital Period</u> (days) | 88.0 | 224.7 | 365.2 | 27.3 | 687.0 | 4331 | 10,747 | 30,589 | 59,800 | 90,588 |
| <u>Orbital Velocity</u> (km/s) | 47.4 | 35.0 | 29.8 | 1.0 | 24.1 | 13.1 | 9.7 | 6.8 | 5.4 | 4.7 |
| <u>Orbital Inclination</u> (degrees) | 7.0 | 3.4 | 0.0 | 5.1 | 1.9 | 1.3 | 2.5 | 0.8 | 1.8 | 17.2 |
| <u>Orbital Eccentricity</u> | 0.205 | 0.007 | 0.017 | 0.055 | 0.094 | 0.049 | 0.057 | 0.046 | 0.011 | 0.244 |
| <u>Axial Tilt</u> (degrees) | 0.01 | 177.4 | 23.4 | 6.7 | 25.2 | 3.1 | 26.7 | 97.8 | 28.3 | 122.5 |
| <u>Mean Temperature</u> (C) | 167 | 464 | 15 | -20 | -65 | -110 | -140 | -195 | -200 | -225 |
| <u>Surface Pressure</u> (bars) | 0 | 92 | 1 | 0 | 0.01 | Unknown* | Unknown* | Unknown* | Unknown* | 0 |
| <u>Number of Moons</u> | 0 | 0 | 1 | 0 | 2 | 67 | 62 | 27 | 14 | 5 |
| <u>Ring System?</u> | No | No | No | No | No | Yes | Yes | Yes | Yes | No |
| <u>Global Magnetic Field?</u> | Yes | No | Yes | No | No | Yes | Yes | Yes | Yes | Unknown |
| | <u>MERCURY</u> | <u>VENUS</u> | <u>EARTH</u> | <u>MOON</u> | <u>MARS</u> | <u>JUPITER</u> | <u>SATURN</u> | <u>URANUS</u> | <u>NEPTUNE</u> | <u>PLUTO</u> |

<http://nssdc.gsfc.nasa.gov/planetary/factsheet/>

Contents

| Subject | Page |
|---|------|
| Abstract | 1 |
| Planetary Fact Sheet – Metric | 2 |
| Contents | 3 |
| 1- Introduction | 4 |
| 2- Methodology | 9 |
| Proves of the Theory | 10 |
| 3-Planets Velocities are found based on geometrical rules and not by gravity force | 11 |
| 4-The moon orbit shows that, solar planet diameters are created from the space Energy | 13 |
| 5-The solar group motion trajectory is in a pyramid form, supporting the theory | 16 |
| 6-Earth Motion Energy is The Solar Group Original Energy | 17 |
| Appendix No.1 | 20 |
| Appendix No. 2 (The Planets alignment in December 2012) | 21 |
| Author Curriculum Vitae | 29 |
| Author Other Papers | 35 |

1- Introduction

Vacuum Energy Theory tries to explain the solar group geometrical structure and motion... to do this hard task, the theory suggests many new concepts...
To provide sufficient proves for this theory we need to discuss its main concepts
Let's summarize the theory main concepts and discuss them

Theory Main Concepts

- 1st Concept Space is Energy and has different densities of energy
- 2nd Concept Space of higher Energy goes upper vertically (in location)
- 3rd Concept The Matter is created from the space (Space= Energy)
- 4th Concept Lorentz length contraction effect causes to concentrate the energy
(i.e. causes to increase the space energy density)
- 5th Concept the solar planets are found on 9 different steps vertically
(which makes the solar group motions in a pyramid form)
- 6th Concept The Planet Velocity shows his space layer energy density

The Discussion

1st Concept Space is Energy and has different densities of energy

What's the space? It's the darkness around usWhat's the darkness????

In Young Experiment (double slit experiment), the light coherence produces bright fringes and dark fringes...I don't discuss the light nature theory...I discuss the experiment results...

From light coherence... (the input is light beams only)
The results are bright fringes and dark fringes.....imagine we are very small creatures and we live inside the dark fringes... how we'll see it? as space or darkness..... it's right

1-The Space is An Energy.... My proof is Young Experiment

Are there different densities of Energy in the Space?

The idea here is related and not direct....I suppose that the matter is created from Space because the Space is Energy.... but the matter creation depends on quantum standardization, that means 1.2 Mev (Gamma Rays) may produce Electron and positron but 1.1 Mev (Gamma rays) can't...

So the idea is

I suppose Lorentz length contraction causes to concentrate the energy, this energy concentration increase the energy density in space...this concentration of Energy will be continuous till this energy reaches to the required quantum value to create the matter and after the matter creation the energy density will be decreased.... It's something like woman pregnancy to give birth to a child..... so the space density of Energy during this period will be increasing and after the matter birth this density will be decreased... I mean the proof is a part of the whole process, we should later discuss in details.

Gerges Francis Tawadrous/

4

2nd Course student – physics Faculty – People's Friendship University – Moscow –Russia..

mrwaheid1@yahoo.com mrwaheid@gmail.com

+201022532292

2nd Concept Space of higher Energy goes upper vertically (in location)

This idea we have concluded from classical phenomena... for example the hot air or water moves to higher level, where the cold air moves down.... Also we know that the higher places have potential energy more than the lower places.....

I suppose these phenomena just outer features for the basic machine behind... that the space itself moves upper in location (vertically) with higher density of Energy... so the higher Energy is upper always....

This description needs more analysis because the matter is created from the space energy (as I have supposed) now before the matter creation the space density of Energy was so higher but after the matter creation the density will be so lower which causes great changes in the solar group vertical levels...

But is there any real proof that, the upper space has stored energy more than the lower one?! Why there's no potential energy for the lowest ground level? Because there's no more lowest... so the vertical arrangement itself is a proof that there's energy with upper vertical motion...

The whole machine proves are sufficient prove for its components...

3rd Concept The Matter is created from the space (Space= Energy)

Pair production (electron and positron production from Gamma rays 1.2Mev)

Tells us that, the particles (matters) can be created from the energy (Gamma rays)

Let's remember 1st question..... is Space An Energy? does Space store Energy? Yes... why because of Young Experiment (as explained before).... So space has energy.... and matter is created of energy...so space can create the matter

2-The Space can create the matter

I.e.

The Solar Planet Diameter (Matter) Is Created From This Solar Planet Orbital Distance Energy (Space Energy)

This explains the relationship between the planet diameter and his orbital distance

Please review

Kepler 3rd Law Explanation

<http://vixra.org/abs/1810.0053>

**4th Concept Lorentz length contraction effect causes to concentrate the energy
(i.e. causes to increase the space energy density)**

This idea we have discussed before.... Let's remember it here again...

We have steel rod its length L_1 moves with a velocity $v=0.99c$ (where c is light velocity)... what will happen? This steel rod will be contracted with rate 7.1 i.e. if $L_1 = 7.1$ m in no motion relative to us, so L_1 will = 1 m when it moves with $v=0.99c$ relative to us.... what did happen? Lorentz length contraction effect..... but is there any change occurred for the steel rod itself....? No.... so what's happened? Just changes for our vision!

But when we accelerate electron to move by c velocity and the electron mass increases instead to accelerate its velocity...is this change for the electron mass a real change or just happened for our vision otherwise where is the energy which we spent in the acceleration process?

This discussion was complex one and still till now.... The main difficulty is that we consider that, the object has entity independent from our vision!

The direct question is that.... has the object entity independent from our vision or not?!

Even I'm afraid to answer!! No has not

Why?

Because the universe matter is created as a result for the human mind effect on the universe.... The matter is created as mirror to the knowledge in the human mind.... That's occurred because the human mind works by electromagnetic waves move with c velocity which force us to see all light beams around us as matters ..

This answer isn't sufficient yet ... basically because I don't know why the light (or object) moves with physical law.... Why the motion isn't done simply in Chaos?.... that's happening basically because of the human logic and knowledge ...

I'm unable to continue this discussion....It's harder than my current ability!

Let's return to lorentz contraction....

The matter has no independent existence....it's energy we see in matter form

When the steel rod L_1 moves by $v=0.99c$ something is happened for our vision so we see it shorter.... **The steel energy is the same....** So the same energy is stored in shorter length...that's called concentration of Energy Which increases the energy density in space

For more extensive discussion please read my previous paper

Why Energy has Different Forms?

<http://vixra.org/abs/1812.0116>

**5th Concept The solar planets are found on 9 different steps vertically
(which makes the solar group motions in a pyramid form)**

This idea we have discussed before and will discuss more deeply in this paper
For our previous discussion please review

Solar Planets Motions Trajectory is a Pyramid (Part i)

<http://vixra.org/abs/1811.0076>

Solar Planet Motion Trajectory Is A Square And Not An Ellipse

<http://vixra.org/abs/1811.0135>

6th Concept The Planet Velocity shows his space layer energy density

To discuss this concept as deeply as possible let's ask the following question

The Question is

If the higher Space level (Mercury level) contains the most great Energy amount why didn't produce the most great mass (Jupiter for example) in place of Mercury....? Means if the energy is available why isn't used for greater mass in place of higher velocity (where Mercury is the highest velocity planet)?

We had similar question.... Let's remember it here...

When we try to accelerate an electron to move by c velocity.... We have found that, the electron mass becomes greater but the electron velocity isn't accelerated why? The energy is available but isn't used for velocity instead used for mass?!

I conclude, there's another factor effect on the Energy distribution between mass and velocity of the born planet

Let's discuss Heisenberg principle in following

Heisenberg principle discussion

Heisenberg principle states that, there's a fundamental limit of measuring accuracy both position and momentum of a particle in the same time.

Why?

If the particle moves by high velocity near light velocity, that may cause relativistic effects which may increase this particle mass and changes his momentum.... So to measure the velocity (change reason) and the momentum (change result) in the same time it may be illogical but why the particle position (and not the particle velocity)?

Let's write that in mathematic form

(dX/dE)the particle (solar planet) position changes (vertically) based on his space energy change...

Why the particle position doesn't change relating to the time?

That because the matter is produced from the space energy based on quantum standardization... that means the energy 1.2Mev (Gamma rays) may produce electron and

positron but the Energy 1.1 Mev (gamma rays) can't do that. i.e. the matter creation depends on quantum standardization...

So the particle position will change according to his level of Energy change till this energy reach to the required quantum to produce the matter and then the matter will be produced with her time rate...

So what's the particle which moves vertically till matter is born? It's supposed particle (which may be a wave) the matter will be born after reaching the required quantum value of energy but the matter behaviour is defined by the energy before the matter creation.... Means any wave of the mother energy can behave in place of the supposed particle (as a wave) till the particle is born after the energy quantum is produced.

Bohr Model

The solar group by the previous description will be near to Bohr model of Atom

There are 2 important points here to refer

- 1- Our model for solar group uses the location vertical axis as measurement of different Energy levels of Space
- 2- Because the planet motion is in ellipse form and moves from perihelion to aphelion and vice versa so no emitting Energy is required.

I wish the machine is clear as possible

- The relativistic effects (Lorenz length contraction effect) causes to concentrate the energy which increase the space density of energy
- The space higher density of Energy moves upper on the vertical axis
- The available energy with another unknown reason together causes to produce the matter from Space Energy (Vacuum Energy)
- The Sapce higher energy is seen in higher velocity and not in greater mass for the solar planet (but is seen in greater mass and no higher velocity for electron)

2- Methodology

I use the same method in all my researches, The Planet Data Analysis...

Let's explain the idea here again

In Pythagoras triangle we found that $a^2 + b^2 = c^2$, this rule we can conclude from the triangle data if its dimensions are 3, 4 and 5... so the data may show the geometrical rules...similar to that, I use the solar planets data analysis to conclude the main geometrical rules which explain the solar planets origin and motion...

Let's use this method to explain the moon orbital motion in following:

Preface:

$$\frac{\text{Apogee Orbital Circumference (r = 0.406 mkm) = 2.58 mkm}}{\text{Moon Orbital Circumference (r = 0.384 mkm) = 2.41 mkm}} = 1.0725$$

Also

$$\frac{25.2 \text{ Mars axial tilt}}{23.4 \text{ Earth axial tilt}} = \frac{26.7 \text{ Saturn axial tilt}}{25.2 \text{ Mars axial tilt}} = \frac{28.3 \text{ Neptune axial tilt}}{26.7 \text{ Saturn axial tilt}} = 1.0725$$

Let's explain the previous Equation firstly

28.3 degrees (Neptune axial tilt) is the main value which is contracted by Lorentz length contraction effect (by the 1.0725) to produce 26.7 deg (Saturn axial tilt) which also is contracted again to produce 25.2 deg. (Mars axial tilt) and then contracted again to produce 23.4 deg. (Earth axial tilt) so these 4 values are equal but the difference is found by relativistic effects

The Moon Orbital Motion:

- The moon moves 2.58 mkm daily = Earth motion daily (otherwise they will be separated from each other)
- If there's no relativistic effects in the solar system, the moon should be seen as a bright stationary point in the sky because Earth and Moon move by the same velocity.

But

- Because of the relativistic effects this value (2.58 mkm) will be contracted with the rate 1.0725 to produce the value 2.41 mkm (as in 1st Equation)
- So the moon daily motion = 2.58 mkm but this value is seen = 2.41 mkm (because of Lorentz length contraction phenomenon)
- The difference between both = 0.17 mkm which causes **The Moon Daily Displacement** (0.17 mkm = 2 x **88000 km**)
- Why the difference 0.17 mkm = **2** x moon daily displacement 88000km? may that occur because of the motions opposite directions.

This theory can answer easily why the moon orbital circumference at apogee radius (2.58 mkm) = Earth daily motion... because this circumference expresses the daily motion...

Please review ...

"The Moon Orbital Motion"

<https://www.academia.edu/s/77becf288e/the-moon-orbital-motion>

or

<http://vixra.org/abs/1812.0200>

or

<https://www.slideshare.net/Gergesfrancis/the-moon-orbital-motion>

PROVES

OF

Vacuum Energy Theory

3-Planets Velocities are found based on geometrical rules and not by gravity force

4-The moon orbit shows that, solar planet diameters are created from the space Energy

5-The solar group motion trajectory is in a pyramid form, supporting the theory

6-Earth Motion Energy is The Solar Group Original Energy

3-Planets Velocities are found based on geometrical rules and not by gravity force

3-1 Data

3-2 Discussion

3-1 Data

Group No. 1

- 1- $\frac{\text{Venus Velocity}}{\text{Earth Velocity}} = \frac{\text{Moon Velocity}}{\text{Mars Velocity}} = \frac{\text{Neptune Velocity}}{\text{Pluto Velocity}} = 1.17 = A$ (Max error 1.8%)
- 2- $\frac{\text{Mercury Velocity}}{\text{Venus Velocity}} = \frac{\text{Mars Velocity}}{\text{Ceres Velocity}} = \frac{\text{Ceres Velocity}}{\text{Jupiter Velocity}} = 1.355 = A^2$ (Max error less 1%)
- 3- $\frac{\text{Uranus Velocity}}{\text{Neptune Velocity}} = \frac{\text{Earth Velocity}}{\text{Mars Velocity}} = 1.239 = B$ (Max error 1.6 %)
- 4- $\frac{\text{Saturn Velocity}}{\text{Uranus Velocity}} = 1.4263 = B^2$ (Max error 1.8 %)
- 5- $(B/A) = (B^2/A^2) = 1.0725$ (Max error 1.3%)

Group No. 2

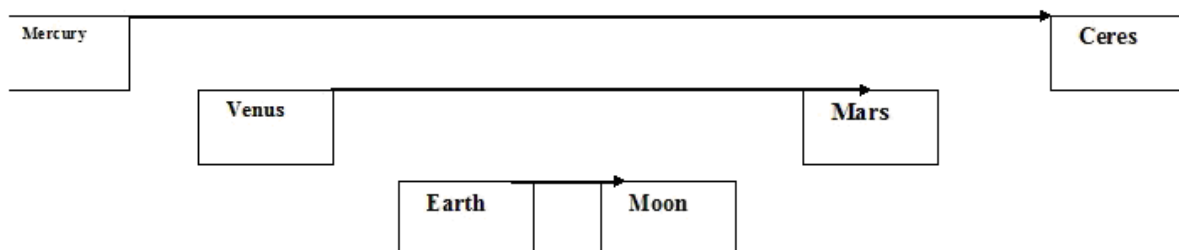
$2\pi mkm^2/ \text{ day} =$

= 4.095 mkm (Mercury velocity daily) x 1.534 mkm (Ceres velocity daily) =

= 3.02 mkm (Venus velocity daily) x 2.082 mkm (Mars velocity daily) =

= 2.58 mkm (Earth velocity daily) x 2.41 mkm (Moon velocity daily) =

Note Please There's No Cross Sectional Points Here



Each 2 planets velocities multiplication produce = $2\pi mkm^2/ \text{ day}$, That tells us there's some geometrical reason behind....

Note please /I suppose the moon daily velocity =2.41 mkm This suggestion depends on the description is explained in this paper Methodology please review it.

Group No. 3

- Pluto Velocity daily = 1/ the moon supposed velocity daily (2.2%)
- Neptune Velocity daily = 1/ Mars Velocity Daily (2.9%)

3-2 The Discussion

The previous data is provided here to support one idea only ...let's write here

"The Solar Planet Velocity Can't Be Created Based On The Gravity Force"

But

"The Solar Planet Velocity Is Created Based On Geometrical Rules And By Geometrical Reasons"

There's nothing here to fight for....

I provide clear data supports my idea...

The classical theory will consider all provided data are found just by pure coincidences....

I can't find any logic in the current theory defense points..... so my claim is supported by one clear point here...

Let's start another prove point in following...

4-The moon orbit shows that, solar planet diameters are created from the space Energy

4-1 Data

4-2 The Discussion

4-1 Data

- i. Earth Moon Distance at Perigee point =363000 km = **Solar Outer Planets Diameters Total (error 1%)**
- ii. Earth Moon Distance at Apogee point =406000 km= **Solar Planets Diameters Total**
- iii. **The Distance between Perigee and Apogee** = 40000km = **Inner Solar Planets Diameters Total = Earth Circumference.**
- iv. Earth daily motion = The moon orbit circumference at apogee radius (r=406000 km)
- v. Saturn Circumference = Earth Moon Distance at total solar eclipse radius (r=377000km)
- vi. **Note Please/** Solar Planets Diameters Total= 2 Jupiter diameters + 1 Saturn diameter (i.e. Jupiter diameter = 8 solar planets diameters total)
- vii. **2 Neptune Circumference** = outer planets diameters total (without Neptune) (1.8%)

Table No.1

"The Solar Planets Diameters Total Relationship With The Moon Orbit"

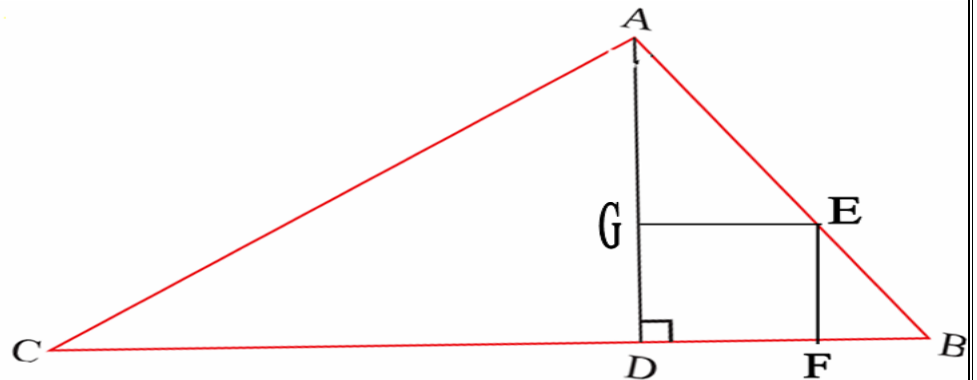
If Earth diameter = 12756 km, is considered to be = 1

i.e. The Earth Circumference which = 40080 km, will be just = Π

| So The Following Is Correct | | Error |
|---|--------------------------------|--------------|
| ❖ Earth Circumference | = Π | - |
| ❖ Solar Inner Planets diameter total | = Π | - |
| ❖ Moon motion free space (from perigee to apogee) (the free space without the moon diameter) | = Π | 1.3% |
| ❖ Moon Perigee orbit radius | = 9Π | - |
| ❖ Solar outer planets diameters total | = 9Π | - |
| ❖ Moon orbit apogee radius | = 10Π | 1.2 |
| ❖ All solar planets diameters total | = 10Π | 1 |
| ❖ 2 Jupiter diameter + Saturn diameter | = 10Π | - |
| ❖ Saturn Circumference = Moon orbit radius at total solar eclipse | = 9.5Π | - |
| ❖ Jupiter Circumference | = 11Π | 1.9 |
| ❖ The Sun diameter | = $11 \Pi^2$ | 1.2 |

More Data

The solar planets matters (diameters) are created based on geometrical rules
This moon orbit triangle proves this fact.



Let's suppose **C is Earth**

- AB = 120536 km (=Saturn diameter)
- CB = 449000km (=Jupiter Circumference)
- AC = 373000 km (=Saturn Circumference)= 373000 km = (Earth Moon Distance when the moon at solar eclipse radius)

Details of CB

- CD= 363000 km =(Earth Moon Distance when the moon at perigee point)
- CF= 406000 km =(Earth Moon Distance when the moon at apogee point)
- DF=FB=43000 km (distance between perigee and apogee)
- AD is Perpendicular on the base CB where AD = DB = 86000 km
- EF=GD =43000 km (DFEG is a square its dimension =43000km)
- EF is perpendicular on the base, so the angle (BEF)= 45 degrees.

All previous dimensions are found based on Pythagoras rule ...also.

- A angle = 121.67 degrees
- C angle = 13.33 degrees
- B angle = 45 degrees

Also

I- Solar Planets Diameters Total = 2 Jupiter diameters + 1 Saturn diameter

II- Jupiter Diameter = 2 Jupiter Circumference – 2 Saturn Circumference

III-

| | | | |
|------------------|-----------|-----|-------------------------|
| Jupiter diameter | 142984 km | $=$ | $\frac{2\pi}{2\pi - 1}$ |
| Saturn diameter | 120536 km | | |

VI- CD =363000 km = Perigee radius = outer planets diameters total

4-2 The Discussion

This point aims to prove that, there's a relationship between the solar planets diameters and the moon orbit radiuses...

- The previous data tells easily that, the solar planets diameter are created related to the moon orbital radiuses and based on Geometrical rules and can't be created by any random process...
- In fact the previous triangle is hard to understand... ABC triangle is formed by values equal Saturn diameter, Saturn Circumference and Jupiter Circumference but the moon orbit main points are defined clearly by this triangle altitude and his parallel line created to divide DB into 2 partswhere Saturn Circumference = the moon orbital radius at total solar eclipse.... !
- I have tried frequently to show that there are **Geometrical Rules Behind The Matter Creation**...this is the main idea in my researchbecause the current theories suppose that the planets are created from an exploded star material by gravity forces effect.... This concept is absolutely wrong because the planets matters (diameters and circumferences) can't be created by any random process... but by geometrical rules.. as we see clearly in the previous triangle..

Let's provide more data to support this same meaning

| Table No.2 | | No Error More Than 1.5% |
|---|---|-------------------------|
| The Relationship | | The Rate |
| Earth Diameter / Venus Diameter | = | A |
| = Mars Diameter / Earth Radius | = | |
| Mars Diameter / Venus Radius | = | A ² |
| = Venus Diameter / Moon Circumference | = | |
| = Moon Radius * π/ Mercury Diameter | = | |
| = Pluto Circumference / Mars Diameter | = | |
| = Uranus Circumference / Jupiter Diameter | = | |
| = lunar apogee radius /lunar perigee radius | = | |
| Pluto Circumference / Earth Radius | = | A ³ |
| = Mercury Circumference / Earth Diameter | = | |
| = Earth Diameter / Moon Circumference | = | |
| = Uranus Radius / Mars Circumference | = | |
| = Jupiter Diameter / Saturn Diameter | = | |
| = Saturn diameter / Uranus Diameter | = | |
| Venus Radius / Mercury Diameter | = | A ⁴ |
| = Uranus Diameter / Earth Circumference | = | |
| | | |
| Uranus Diameter / Venus Circumference | = | A ⁵ |
| Jupiter Radius / Uranus Diameter | = | A ⁶ |
| = Mercury Diameter / Moon Diameter | = | |
| = Mars Diameter / Mercury Diameter | = | |

5-The solar group motion trajectory is in a pyramid form, supporting the theory

5-1 The Solar Planet Motion Trajectory Is A Square And Not An Ellipse

5-2 why we see the planet square trajectory as ellipse one?

5-1 The Solar Planet Motion Trajectory Is A Square And Not An Ellipse

The solar group motions trajectory is a pyramid... this idea we have discussed in details before
Please review

Solar Planet Motion Trajectory Is A Square And Not An Ellipse

<http://vixra.org/abs/1811.0135>

The Solar Group Geometrical Structure is A Pyramid (Revised)

<http://vixra.org/abs/1811.0060>

Solar Planet Motion Trajectory Is A Square (Proves)

<http://vixra.org/abs/1811.0147>

5-2 why we see the planet square trajectory as ellipse one?

Let's answer this question in following the following data we have seen before in Methodology

$$\text{I- } \frac{25.2 \text{ Mars axial tilt}}{23.4 \text{ Earth axial tilt}} = \frac{26.7 \text{ Saturn axial tilt}}{25.2 \text{ Mars axial tilt}} = \frac{28.3 \text{ Neptune axial tilt}}{26.7 \text{ Saturn axial tilt}} = 1.0725$$

The New Data is the following one

$$\text{II- } \frac{127.27}{118.3 \text{ Neptune axial tilt (vertical y)}} = 1.0725$$

Neptune axial tilt =28.3 degrees (on horizontal level) but on vertical level will be 28.3 +90 =118.3 degrees (as in Equation No. II)

So the value 118.3 degrees is related to the value 127.27 by the same contraction rate

What is the value 127.27 ? $(400/\pi)=127.27$... this value we have discussed in our discussion that "**Solar Planet Motion Trajectory Is A Square And Not An Ellipse**"

And I have claimed that the solar planet motion trajectory is a square but we see it as an ellipse because of the Earth Moon orbit effect

So the moon orbit effect produces this value 127.27 which is contracted and seen as 118.3 degrees by lorentz contraction rate...

Neptune axial tilt 28.3 degree is contracted by lorentz contraction effect by the same rate (1.0725) and produced 26.7 degrees (Saturn axial tilt) which will be contracted to produce 25.2 deg (mars axial tilt) which will be contracted to produce 23.4 deg (Earth axial tilt)

That means this value 127.27 (which makes the square trajectory to be seen by us as an ellipse)... this same value effects on 4 planets axial tilts (according to the previous equations) which means that this same value 127.27 effects on all solar planets (but we have no yet the rest equations because of the unknown geometrical rules)... so this value in truth force us to see the solar planet trajectory ion ellipse form where it in truth is a square....

The previous equations tries to show that the factor is effective deeply in the solar planets data which makes the observation results absolutely true in vision but not true in geometrical truth meaning.

6-Earth Motion Energy is The Solar Group Original Energy

6-1 The main Idea

6-2 The Whole Story

6-1 The main Idea

The solar group is created of Energy as we have discussed

The original Energy in the solar group is found from Earth motion

Even if we found the solar group original energy starts from Jupiter as we have discussed before in my previous paper Solar Group Geometrical Structure <http://vixra.org/abs/1805.0081>

In this case Earth has sent this energy to Jupiter, and that Means Jupiter Energy in fact is Earth Energy...

The description which we have discussed before about the Earth motion Energy shows that the solar group energy is found by Earth motion

Let's provide the data in following

6-2 The Whole Story

We have studied this whole story before But there's one new information I need to add so I need to review the whole story and then add the new information....

I- Let's summarize the story in following:

- Earth daily motion is Energy (2.58 million km), Earth does it daily
- **On the first day**, Earth sent her daily motion energy (2.58mkm) toward the moon orbit on the horizontal axis ...
- There are relativistic effects in the space between Earth the moon caused by $v_1=0.99c$ which caused a rate = 7.1
- Earth daily energy(2.58 mkm) faced these relativistic effects, and Earth daily energy is contracted by the rate 7.1 which produces the equation $2.58 \text{ mkm} = 7.1 \times 0.363 \text{ mkm}$ (perigee radius =0.363 mkm) where the Energy stopped here!
- So Perigee radius is created firstly from Earth daily energy, but Earth energy is stopped at perigee point ($r=0.363 \text{ mkm}$) and can't move further

That's Why....

- **On the second day**, Earth sent her daily motion (2.58 mkm) toward the sun on the vertical axis.... to avoid the contraction effect
- Earth daily Energy (2.58 mkm) reaches to the sun, where the sun absorbs this energy and reflects it toward Pluto....so the Energy 2.58 mkm is sent from the sun to Pluto
- In the way Earth Daily Energy (2.58mkm) received a great effect from Uranus and sent it again toward Pluto
- Earth Daily Energy (2.58 mkm) reaches to Pluto who will send this same energy toward the moon orbit (Energy transportation process depends on $r=0.406 \text{ mkm}$)

IN THE ALMIGHTY GOD NAME

Through the Mother of God mediation

I do this research

- Earth Energy (2.58mkm) is sent from Pluto to Apogee circumference =2.58 mkm which makes apogee radius = 406000km
- Earth Energy which consist the moon apogee circumference wants to move deeper toward the Earth body, but this energy again faces the relativistic effects from the other side so the contraction is done by the rate 1.0725
- Earth Energy tried 2 times to move deeper toward the Earth body starting from apogee orbit....
 - o **In first time** the apogee circumference 2.58 mkm ($r=0.406$ mkm) is contracted to produce the moon orbit average circumference 2.41 mkm ($r=0.384$ mkm) and the energy is stopped here again...
 - o **In the second time** the Energy at apogee radius $r= 0.406$ mkm faces the relativistic effects and produce the total solar eclipse radius $r= 0.378$ mkm and stopped here....

But

- The moon orbit energy had to reach to Earth body to complete the process because the moon orbit is created from Earth daily motion energy, so the distance between apogee ($r=0.406$ mkm) and perigee ($r=0.363$ mkm) (which is an Energy), this distance (0.406 mkm – 0.363 mkm = 43000 km) is contracted by the rate 1.0725 mkm and reach to the Earth through Perigee point which is the only point connected with the Earth body directly
- **43000 km = 1.0725 x 40080 km (Earth Circumference =40080 km)**
- **Earth rotates around her axis daily producing this distance =40080 km = Earth Circumference That means Earth Circumference is created by this process and the previous story was related to Earth motion Energy before the matter birth.**
- That means the energy from higher points (apogee, average and total solar eclipse radiuses) will be sent to Perigee point because it is the only point is connected to the Earth directly...
- Who will carry the Energy from higher to lower points?..... The Moon....
- Now we can see why the three points are distinguish from perigee point because they receive their energy by 2 different trajectories of Energy....

This story proves we have discussed in my previous paper

Research Paper" The Solar Day Production"

<http://vixra.org/abs/1812.0426>

or

<https://www.academia.edu/s/95094e05e0/the-solar-day-production>

or

<https://www.slideshare.net/Gergesfrancis/the-solar-day-production>

II- The New information

- The energy (2.58 mkm) is sent from the sun to Pluto and in the way received a great effect from Uranus and sent again to Pluto.... What's Uranus effect?

Uranus Effect

- If we remember Earth first day energy is sent toward the moon and created Perigee Point radius (363000km) and stopped there... we know that because $2.58 \text{ mkm} = 7.1 \times 0.363 \text{ mkm}$
 - o But The distance (energy) $363000 \text{ km} = 7.1 \times 51118 \text{ km}$ (Uranus diameter) ...what does that mean? The Energy had stopped at perigee point and couldn't move further (at horizontal axis) but because Uranus is perpendicular on the moon orbit (vertically)....so the energy could be sent on vertical axis to reach to Uranus from which Uranus diameter is created.... So Uranus effects on the sent Energy from the sun toward Pluto! By what energy Uranus practices his effect? By the Energy which is sent from Perigee point on the first day... what does that mean? The Energy which is sent to Pluto = total Earth Energy in 2 days! Why? Because the first day energy is stored in Uranus level and the second day energy is sent from the sun to Pluto and in the way Uranus added his energy (this is the effect which Uranus practiced on the sent Energy from the sun to Pluto)

- That explains to us why in the moon orbit the energy is concentrated because 2 days energy are added to each other and sent to the moon orbit by Pluto...

Please review

Earth Circumference

<http://vixra.org/abs/1812.0434>

Appendix No.1 (Puzzled Data)

(1)

- viii. Earth Moon Distance at Perigee point = 363000 km = Solar Outer Planets Diameters Total (error 1%)
- ix. Earth Moon Distance at Apogee point = 406000 km = Solar Planets Diameters Total
- x. The Distance between Perigee and Apogee = 40000km = Inner Solar Planets Diameters Total = **Earth Circumference.**
- xi. Earth daily motion = The moon orbit circumference at apogee radius (r=406000 km)
- xii. Saturn Circumference = Earth Moon Distance at total solar eclipse radius (r=377000km)
- xiii. **Note Please/** Solar Planets Diameters Total= 2 Jupiter diameters + 1 Saturn diameter (i.e. Jupiter diameter = 8 solar planets diameters total)
- xiv. **2 Neptune Circumference** = outer planets diameters total (without Neptune) (1.8%)

(2)

- Mercury Saturn Distance = Neptune Pluto Distance = 1375 mkm
- Saturn Pluto Distance = Mercury Neptune Distance = 4437 mkm
- Mars orbital circumference 1433.5 mkm = Saturn orbital distance = Uranus Saturn distance = Neptune orbital distance / π =
- Jupiter Pluto distance 5092 mkm = Uranus Neptune distance x π
- **Saturn orbital distance 1433.5mkm = Saturn diameter x Venus diameter = (Venus Circumference)²=**

(3)

- Sun Diameter = Jupiter Diameter x π^2 (error 1.4%)

And

- Saturn Diameter = Venus Diameter x π^2 (error 0.8%)

(4)

- Jupiter orbital Period 4331 days = Mars Orbital Period 687 days x 2π (error 0.3%)
- Mars Orbital Period 687 days = Earth Orbital Period 365.25 days x 1.9 (Mars orbital inclination = 1.9 degrees)
- Mars Orbital Period 687 days = Moon Orbital Period 27.3 days x 25.2 (Mars axial tilt= 25.2 degrees)
- Saturn orbital period 10747 d. = Earth orbital period 365.25 d. x Synodic month 29.5 d.

(5)

- 17.4 degree (inner planet orbital inclinations total) x 0.99 = 17.2 degree (Pluto orbital inclination)
- 23.6 degree (outer planet orbital inclinations total) x 0.99 = 23.4 degree (Earth axial tilt)

(6)

- Mercury moves a distance = 720 mkm during his day period (4222.6 hours) (Mercury Jupiter Distance = 720 mkm)!
- Venus orbital circumference = 680 mkm but Venus Jupiter distance = 670 mkm (error 1.5%)
- Earth orbital circumference = 940 mkm but Earth Jupiter distance (when both of them be at 2 different sides from the sun = 778.6 mkm + 149.6 mkm = 928.2 mkm (error 1.25%)... why 3 planets define their orbital distances relating to their positions from Jupiter?!

Simply.... Are these relationships found based on **Geometrical Reasons** or by pure coincidences?
... I suggest that... these relationships are found based on **Geometrical Reasons**

Appendix No. 2 The 2737 Phenomenon
(The Planets alignment in December 2012)
(I called: The Egyptian Astronomic Phenomenon 2737)

1- Introduction

On 3rd December 2012 aligned 3 planets (Mercury, Venus and Saturn) on the three Great Pyramids heads in Egypt, the Phenomenon repeated just once each 2737 years.

I called this phenomenon

"The 2737 Egyptian Astronomic Phenomenon"

In this paper I present the proof that the 2737 Egyptian Phenomenon Cycle depends on the Moon Metonic Cycle!

And then in the 3rd Chapter I'll discuss how the three planets (Mercury, Venus and Saturn) depend on the Earth- moon orbit in their motions!

In this introduction I'll refer just to some interests we got by the 2737 Egyptian phenomenon.

PLANETARY ALIGNMENT WITH THE GIZA PYRAMIDS,
IT ONLY HAPPENS ONCE IN 2,737 YEARS



Some interests we got by 2737 Egyptian phenomenon:

- ❖ **First** we know that the Pyramids builders recognized the different astronomic cycles, and especially 2737 phenomenon, for that they built just 3 pyramids at its parallel line.
- ❖ **Second**, we know that the Pyramids builders knew the relative distances between the planets and built the pyramids at their rates!
- ❖ **Third** where the 2737 phenomenon repeated on 3rd December 2012 for the third time, so the Number 8211 years is important number for human life or at least for the pyramids age.
- ❖ **Fourth**, I may claim that the Pyramids builders built the three Pyramids specifically for the 2737 Egyptian phenomenon.
- ❖ **Note:** The Great Pyramid Height is 5776 Egyptian inches = the distance between the Sun & Pluto (each inch = 1 million kilometer)

1ST SECTION

Why the Lunar year doesn't correspond with the sidereal year at any cycle?¹

We know that the moon turns with the Earth around the sun, so why the lunar year which equals 354.36 days (lunar Synodic period 29.53 days x 12 months) doesn't correspond to the Sidereal year that equals 365.25 days at any cycle?

We see the 32 Sidereal year a cycle = 11688 days

But the Lunar year cycle = 33 years - **5.81 days** = 11693.88 - 5.8 = 11688

And why there's this addition 5.81 days to prevent both periods to meet each other

We know that the plane of lunar orbit regresses 19 degrees each year that causes the eclipse to come early 19 days each year²

So that said the movement of 19 degrees causes change for 19 days

And now we see the lunar year come early 5.81 days, and the lunar plane has inclination to ecliptic equal approximately 5.14 degrees...

Can I suppose that this difference between Sidereal Cycle 11688 days and Lunar Cycle 11693.88 days which equals 5.8 days caused by the lunar plane inclination 5.14 degrees (later we will discuss How?) When we divided this inclination value 5.14 degrees (or the period 5.8 days) at 360 we find that,

The Lunar orbital inclination causes the lunar Synodic day to come early approximately 21 minutes daily..

That lead to the following results

- The correct Synodic month is 29.515
- The correct Synodic year is 354.1818 days And by such way

The lunar cycle which contain 33 Synodic year = 11687.999 days

The Sidereal Cycles which contain 32 sidereal year = 11688 days

Where both come to end in the same day

And So the cycle of 32 sidereal years equals 33 modified Lunar Synodic years (modified lunar year = 354.1818 days) perfectly

¹ - the day defines here approximately 86164 seconds where the sidereal year is 365.25 days.

² - Total Solar Eclipses and how to Observe them- Martin Mobberley- page. 11

2ND SECTION

The Basic Lunar Year 360 Days

Now I modified the lunar year already from 354.36 to be 354.1818 days

But there's another year related to the moon,

In this year we should added the modified year 354.1818 to the difference of days caused by the lunar orbital inclination which was 5.8 days approximately

So $5.8 + 354.1818 = 360$ days approximately

That's the ancient biblical year And I'll call it

The Basic Lunar Year

Now we have three types of years

- **The Basic Lunar Year** = **360 days**
- **The modified lunar Synodic year** = **354.1818 days**
- **The Sidereal year** = **365.25 days**

And we'll see how the Metonic Cycle effect on each of them

3RD SECTION

The 2737 Egyptian Astronomic Phenomenon depends on Metonic Cycle

The Metonic Cycle defines as a moon Cycle continues for 19 Sidereal Orbit year which equals 6939.75 days, and Metonic Cycle made because the Lunar orbit plane regresses yearly 19 degrees that causes the eclipses to come early 19 days yearly.

The Following Table shows How The Metonic Cycle Effect On The Different Years

| Metonic Cycle Number | Sidereal years No. (365.25 days) | Number of modified Lunar year (equals 354.1818 days) | | The Basic lunar Year Numbers (360 days) For each Metonic Cycle |
|----------------------|----------------------------------|--|---|---|
| | | Lunar years in each Metonic cycle | The Lunar years (354.1818days) Numbers For each Metonic Cycle | |
| M. Cycle 1 | 19 S. Year | 19 | 19 Lunar Y. + 210.295 days | 19 BLY (Basic Lunar Year) + 99.75d(days) |
| M. Cycle 2 | 38 S. Y | 20 | 38 L. Y. +420.59d = 39 L. Y + 66.408 d | 38 BLY+ 199.5 d |
| M. Cycle 3 | 57 S. Y | 19 | 58 L. Y + 276.703 d | 57 BLY+ 299.25d |
| M. Cycle 4 | 76 S. Y | 20 | 77 L. Y +486.998 d = 78 L. Y +132.8162 d | 76 BLY+399d = 77 BLY+39 days |
| M. Cycle 5 | 95 S. Y | 19 | 97 L. Y + 343.111d | 96 BLY+138.75d |
| M. Cycle 6 | 114 S. Y | 20 | 116 L.Y +553.406d = 117 L. Y + 199.224d | 115 BLY+ 238.5d |
| M. Cycle 7 | 133 S. Y | 20 | 136 L. Y +409.519d= 137 L. Y +55.3374d | 134BLY+ 338.25d |
| M. Cycle 8 | 152 S. Y | 19 | 156 L. Y +265.6324d | 153 BLY+438d= 154 BLY+78days |
| M. Cycle 9 | 171 S. Y | 20 | 175 L. Y +475.9274d= 176 L. Y + 121.745d | 173 BLY+ 17.75d |
| M. Cycle 10 | 190 S. Y | 19 | 195 L. Y+ 332.0406d | 192 BLY+ 277.5d |
| M. Cycle 11 | 209 S. Y | 20 | 214L.Y +542.3356d= 215 L. Y +188.1538d | 211 BLY+ 37.25d = 212 BLY+ 17.25d |
| M. Cycle 12 | 228 S. Y | 20 | 234 L. Y +398.4488d= 235 L. Y +44.267d | 231 BLY+117d |
| M. Cycle 13 | 247 S. Y | 19 | 254 L. Y +254.652d | 250BLY+ 216.75d |
| M. Cycle 14 | 266 S. Y | 20 | 273 L. Y +464.857d= 274 L. Y + 110.675d | 269 BLY+216.5d |
| M. Cycle 15 | 285 S. Y | 19 | 293 L. Y +320.9702d | 288 BLY+416.25d= 289 BLY+56.25d |
| M. Cycle 16 | 304 S. Y | 20 | 321L. Y +531.2653d= 313 L. Y +17.0834d | 308 BLY+156d |
| M. Cycle 17 | 323 S. Y | 20 | 332 L. Y +387.378d= 333 L. Y + 33.1966d | 327 BLY+255.75d |
| M. Cycle 18 | 342 S. Y | 19 | 352L.Y+ 243.4916d | 346 BLY+ 355.5d |
| M. Cycle 19 | 361 S. Y | 20 | 371L.Y +453.7866d= 372 L. Y + 99.60486d | 365 BLY+455.25d= 366 BLY+ 95.25d |
| M. Cycle 20 | 380 S. Y | 19 | 391 L. Y + 309.8992d | 385 BLY+195d |
| M. Cycle 21 | 399 S. Y | 20 | 410 L. Y + 520.1948d= 411 L. Y +166.013d | 404 BLY+294.75 d |
| M. Cycle 22 | 418 S. Y | 20 | 430 L. Y +376.308d 431 L. Y +22.12626d | 423 BLY+394.5d= 424 BLY+ 34.25d |
| M. Cycle 23 | 437 S. Y | 19 | 450 L. Y + 232.4212d | 443 BLY+ 134.25d |
| M. Cycle 24 | 456 S. Y | 20 | 469 L. Y +442.7162d= 470 L. Y + 88.5344d | 462 BLY+ 234d |
| M. Cycle 25 | 475 S. Y | 19 | 489 L. Y +298.829d | 481 BLY+ 333.75d |
| M. Cycle 26 | 494 S. | 20 | 508 L. Y + 509.1244d= 509 L. Y + 154.9426d | 500 BLY+433.5d= 501 BLY+ 73.5d |
| M. Cycle 27 | 513 S. Y | 20 | 528 L. Y +365.2376d= | 520 BLY+173.25d |

IN THE ALMIGHTY GOD NAME
Through the Mother of God mediation

I do this research

| | | | | |
|-------------|----------|----|---|--|
| | | | 529 L. Y +11.0558d | |
| M. Cycle 28 | 532 S. Y | 19 | 548 L. Y +221.3508d | 539 BLY+273d |
| M. Cycle 29 | 551 S. Y | 20 | 567 L. Y +431.6458d= 568 L. Y + 77.464d | 558 BLY+ 372.75d= 559 BLY+ 12.5d |
| M. Cycle 30 | 570 S. Y | 19 | 587 L. Y + 287.759d | 578 BLY+ 112.5d |
| M. Cycle 31 | 589 S. Y | 20 | 606 L. Y + 498.054d= 607 L. Y + 143.8722d | 597 BLY+ 212.25d |
| M. Cycle 32 | 608 S. Y | 20 | 626 L. Y + 354.1872=627 L. Y | 616 BLY+ 312d |
| M. Cycle 33 | 627 S. Y | 19 | 646 L. Y + 210.295 | 635 BLY+ 441.75d = 636BLY+51.75d |
| M. Cycle 34 | 646 S. Y | 20 | 665 L. Y + 420.5754d= 666 L. Y + 66.3936d | 655 BLY+151.5d |
| M. Cycle 35 | 665 S. Y | 19 | 685 L. Y + 276.6886d | 674 BLY+ 251.25 d |
| M. Cycle 36 | 684 S. Y | 20 | 704 L. Y +486.9836d= 705 L. Y ++132.801d | 693 BLY+ 351 d |
| M. Cycle 37 | 703 S. Y | 19 | 724 L. Y + 343.096d | 712 BLY+ 450.75d =713BLY+90.75d |
| M. Cycle 38 | 722 S. Y | 20 | 743 L. Y + 553.391d= 744 L. Y + 199.2092d | 732 BLY+190.5d |
| M. Cycle 39 | 741 S. Y | 20 | 763 L. Y +409.5042d= 764 L. Y + 55.3224d | 751BLY+289.5d |
| M. Cycle 40 | 760 S. Y | 19 | 783 L.Y + 265.6174d= | 770BLY+389d= 771 BLY +29 days |

The Previous Table Study classified into 2 parts

First Part : The study of the column of the modified lunar year (which equals 354.1818days)

- 1- **Each 32 Metonic Cycles** the last day of modified lunar year (equals 354.1818 days) corresponds with the last day of Metonic cycle which is the Sidereal Year last day where the lunar modified years equal 627 lunar years that equals 608 sidereal years perfectly.
- 2- The difference days between the Modified lunar year with the Metonic Cycle moves in Cycle and decreases as following (66.4- 55.33- 44.26- 33.19- 22.126- 11.0558 – 0.00 days) at 98 years interval (98 modified Lunar years – which equals 354.1818 days)
- 3- The modified Lunar years number for each Metonic Cycle shown in the table, and I found the following Modified Lunar Year order "**19-20-19-20-19-20**" repeats once with each Cycle consist of 627 modified Lunar year
 - a. That means with the last day of the Metonic Cycle No. 32 which equals 608 Sidereal Years but equals 627 Modified lunar year. after this Cycle ends, and starts the new one the modified lunar year order 19-20-19-20-19-20 will repeat once again as a mark for the new Cycle starting (this order in table marks by Gray color)
 - b. We can call the Metonic Cycle no. 32 a Cycle for the modified Lunar year with the Metonic Cycle (this Cycle in Table remarked by Yellow)

Second Part: The Study Of The column of the Basic Lunar Year (equals = 360 Days)

- 1- We see in the table the day common fractions spread through the cycles but these fractions unify to be one day each 4th Metonic Cycle which equals 76 Sidereal years (that similar to the Sidereal Year, 3 years equals 365 days and the 4th year is 366 days).....
- 2- but after 4th Metonic Cycle the last day of Basic Lunar year (which equals 360 days) doesn't correspond the last day of the Metonic Cycle because there are 39 days addition to the Basic Lunar years (means 76 Sidereal years = 77 Basic Lunar Years +39 days). And with the following cycles this number increases regularly by addition 39 days each 76 Sidereal years. (so after more 76 years we finds at the 8th Metonic Cycle 154 Basic Lunar Year + 78 days.... And that continues)
- 3- But at Metonic Cycle No. 40th which equals 760 Sidereal Years we find this number equals 771 Basic Lunar years + **29 days**, and that means the rest days **decreased**

from 39 days to be 29 days during period (760 Sidereal Years -76 Sidereal years = 684 years) and this is the difference between the Metonic Cycle No. 4 and Metonic Cycle No. 40...and all that says... **EACH 684 SIDEREAL YEARS, THE REST DAYS DECREASE 10 DAYS**

- 4- Now we know that 39 days prevented the basic lunar year to end in the same day with the 4th Metonic Cycle, and we know this period 39 days decreases by 10 days each 684 sidereal years, and that means we need four Cycles which will decrease the 39 days to be (-1 day) which is the most near to the metonic Cycle.
- 5- Now we need 4 Cycles of the period 684 years where **These 4 Cycles Equals 2736 Sidereal Years**
- 6- And based on that the 2736 Phenomenon was a Metonic Cycle and this period was needed to Correspond the Basic Lunar year with the last day of Metonic Cycle (the Basic Lunar Year equals 360 days – the bible year which no one considers in modern life)
- 7- Now we saw 39 days which found in Metonic Cycle No. 4, have decreased as (10/10/10/9) at interval 684 Sidereal years for each 10 days, by that we found the 2737 Egyptian phenomenon for which we researched,
- 8- But still there are two questions, first about the number because we got the Cycle of 2736 Sidereal Years and not 2737 Sidereal Years, and the second question about the last day we need because 39 equals (10/10/10/9) and the decreasing **EACH 684 years equals 10 days** and that means the last cycle will have -1 day

We still have 2 question to answer respectively

The First Question

says we got relation to the Cycle 2736 Sidereal years and not to 2737 Sidereal years phenomenon?
And how 2736 Cycle related to 2737 Cycle?

the answer

As we know Metonic Cycle is 6939.75days

We know Saros Cycle is 6585.35 days

And the difference between both is 354.2 days

Which equals a modified lunar year approximately..

While Metonic Cycle connected to Saros Cycle completely because the Metonic Cycle is The lunar Orbit Cycle and Saros Cycle is The Eclipse Cycles that made by the Moon itself.. all that say to us, there's great connection between both Cycles..

Because there's a complete year difference between them (regardless the explanation of How that occur!)

And we see this Cycle 2736 Sidereal years needs **a complete sidereal year** to be our phenomenon 2737 ...

So Both connected with Great Relation

While the first one depends on the Metonic Cycle that means the second also does.

The Second question about the minus day

39 days we found and the decreasing is 10 days each 684 Sidereal years means after 4 Cycles (2736 Sidereal years) the number 39 will decrease to be -1 day.. means the Metonic Cycle will finish after the last Basic lunar year day with one complete day..

So each 2736 Sidereal years we have -1 day

So this Cycle will continues to be 10 (-10) days and to consume in one Cycle 3736 Sidereal Years Where 27360 Sidereal years = 1440 Metonic Cycles (which we may call astronomy full day where the solar day equals 1440 Minutes).

A comment on

The Egyptian Astronomic Phenomenon 2737

I'm very surprised that there's no any study dealt "the 2737 Egyptian astronomic phenomenon"!

I see that not logical because the phenomenon tells us there were other people understood perfectly the universe astronomy and they gave us a great gift by building the great three pyramids as a references to such phenomenon, so why the modern astronomy doesn't try to compare our knowledge with theirs through encourage the studies and reports about this 2737 Egyptian astronomic phenomenon.. actually it's illogical to neglect such very great gift we didn't work for, but even got it without any payments or efforts, and its data are available to us to compare our knowledge with ancient knowledge and correct ourselves if it's necessary!!

5-3 Is there an Earthquake, will be done as a result for the 2737 phenomenon?

- Earth moves toward the sun 1 km daily ... means during 8211 years (2737 years x 3) the Earth moves 3 million km toward the sun
i.e. Earth Orbital distance was 153 million km and become now 150 million km

- The greatest Earthquake may be done during 17/7/2018 to 28/7/2018

AUTHOR CURRICULUM VITAE

(<https://rudn.academia.edu/GergesTawadrous/CurriculumVitae>)

CONTACTS

- **Name** : **Gerges Francis Tawdrous**
- **Mobil** : +201022532292
- **Telephone** : +222550186
- **E-mail** : georgytawdrous@yandex.ru
mrwaheid1@yahoo.com
- **Address** : 11 Mohmed Rageb St – madenet El Saada
El Materiya – Cairo – Egypt

EDUCATION

**(All Certificates
Are Attached)**

- **Moscow -Russia** –Peoples Friendship University
Of Russia –Since 2009 Till 2013 –Faculty Of Science.
- **Nizhniy Novgorod –Russia**- The Russian Language
Training Course 2007- 2008.
- **Goethe institute - Cairo** – 2001 to 2007
- **Ain Shams University - Cairo**- Bachelor Degree Of
Commerce -2000

LANGUAGES

I provide the following translation

- English into Arabic and vice versa
- Russian into Arabic
- German into Arabic
- Translation, Proofreading, and Editing.
- The rate around 3500 words daily

SERVICES

**WORK
EXPERIENCE**

- I have worked as freelance translator since 2003 till now, so I gained a great expertise in different fields.
- I achieved special experience in the legal, economic & technical fields, So I provide the perfect translation for the contracts, agreements, memorandums, specifications, laws, decrees, ...etc.
- I provide the English authenticated translation (acceptable by all courts, official organizations and the foreign embassies)

COMPUTER SKILLS

I am an experienced computer user, I work with MS Office (Word, Excel, etc.), Reader, Adobe Acrobat (full), WinZip, WinRar, etc.

**PERSONAL
DATA**

- Date of Birth : 09/10/1974 – Cairo.
- Martial status : Single
- Nationality : Egyptian
- Religion : Christian

BEST REGARDS

IN THE ALMIGHTY GOD NAME
Through the Mother of God mediation

I do this research

РОССИЙСКАЯ
ФЕДЕРАЦИЯ



г. Москва

ФЕДЕРАЛЬНОЕ ГОСУДАРСТВЕННОЕ
БЮДЖЕТНОЕ ОБРАЗОВАТЕЛЬНОЕ
УЧРЕЖДЕНИЕ ВЫСШЕГО
ПРОФЕССИОНАЛЬНОГО ОБРАЗОВАНИЯ

«Российский университет
дружбы народов»

АКАДЕМИЧЕСКАЯ
СПРАВКА

АВ 3048222

5429/н

(регистрационный номер)

11 сентября 2012

года
(дата выдачи)

Фамилия, имя, отчество

Гергес Фрэнсис Тавдрус Гергес

Дата рождения

09 октября 1974 года

Предыдущий документ об образовании

Сертификат о полном среднем образовании, 1994 год, Египет

Вступительные испытания прошел

Поступил (а) в

2010 году в Государственное образовательное учреждение высшего профессионального образования «Российский университет дружбы народов» (очная форма)

Завершил (а) обучение в

2012 году в Федеральном государственном бюджетном образовательном учреждении высшего профессионального образования «Российский университет дружбы народов» (очная форма)

Нормативный период обучения по очной форме 4 года

Направление/специальность Физика

Специализация не предусмотрена

Курсовые работы:

1. По молекулярной физике, удовлетворительно
2. По информатике, удовлетворительно

Практика:

не проходил

Итоговые государственные экзамены:

не сдавал

Выполнение выпускной квалификационной работы

не выполнял

Продолжение см. на обороте

Ректор

Декан

Секретарь



Документ содержит количество листов:

Лист №1

Государственное образовательное учреждение
высшего профессионального образования
Российский университет дружбы народов

ЗАЧЕТНАЯ КНИЖКА № 1032104509

Гергес Франсис Тавдрус Гергес
(фамилия, имя, отчество)

Египет
(Гражданство)

Физ.-мат.
(факультет)

НФ6+Д
(Специальность)

243/Н от 20.10.2010
(№ и дата приказа о зачислении)

Личная подпись студента
01.11.2010
Дата выдачи зачетной книжки

(Подпись)
(Проректор)

(Подпись)
(Декан факультета)

Все студенты обязаны сдавать экзамены за полный курс каждого предмета, вошедшего в учебные планы, а также сдавать зачеты по практическим работам после того, как данный курс прослушан студентом полностью.

Каждому студенту выдается единый студенческий билет и единая зачетная книжка. В зачетную книжку заносятся все предметы, обязательные для прохождения, оценки по экзаменам и зачетам.

Оценка в зачетной книжке проставляется лицами, проводившими экзамены и принимавшими зачеты.

При отчислении студента из Университета или переводе его в другое учебное заведение зачетная книжка сдается в Отдел учета студенческих кадров.

На время зимних и летних каникул зачетная книжка сдается в деканат.

ФЕДЕРАЛЬНОЕ АГЕНТСТВО ПО ОБРАЗОВАНИЮ



Государственное образовательное учреждение
высшего профессионального образования
"Нижегородский государственный университет
им. Н.И. Лобачевского"

СЕРТИФИКАТ

О ПОДГОТОВКЕ К ПОСТУПЛЕНИЮ В ВУЗ
(ПРЕДВУЗОВСКОЙ ПОДГОТОВКЕ)

Настоящий сертификат выдан в том, что

Гергес Фрэнсис Тавдроус Гергес

(*Gerges Francis Tawdrous Gerges*)

Гражданство, дата рождения

Egipet, 09.10.74.

Успешно завершил(а) курс предвузовской подготовки

Документ об образовании, подтверждающий право поступления в высшее учебное заведение:

Сертификат о законченном полном среднем образовании

Поступил(а)

23. 11. 2007 г.

на подготовительное отделение факультета иностранных студентов

Завершил(а) обучение

20. 06. 2008 г.

Профиль предвузовской подготовки:

естественнонаучный

РЕЗУЛЬТАТЫ ПРЕДВУЗОВСКОГО ОБРАЗОВАНИЯ

За время обучения сдал(а) зачеты, промежуточные и итоговые экзамены по следующим дисциплинам:

| Наименование дисциплин | Число часов аудиторных/общих занятий | Итоговая отметка |
|------------------------|--------------------------------------|-------------------|
| 1. Русский язык | 580 (870) | хорошо |
| 2. Математика | 180 (270) | удовлетворительно |
| 3. Физика | 144 (216) | хорошо |
| 4. Химия | 90 (136) | хорошо |
| 5. Информатика | 64 (96) | хорошо |
| 6. Культура речи | 140 (210) | удовлетворительно |

Всего:

1198 (1770)

Ректор

Р. Г. Стронгин

ЛИЦЕНЗИЯ Сер. Я № 268-07 от 29 апреля 2007 года
ФЕДЕРАЛЬНАЯ СЛУЖБА ПО НАДЗОРУ В СФЕРЕ ОБРАЗОВАНИЯ И НАУКИ

Per. № 670 "24" июня 2008 г.



г. Нижний Новгород

зам. декана

IN THE ALMIGHTY GOD NAME
Through the Mother of God mediation

I do this research

IELTS™

Test Report Form

ACADEMIC

NOTE Admission to undergraduate and post graduate courses should be based on the ACADEMIC Reading and Writing Modules.
GENERAL TRAINING Reading and Writing Modules are not designed to test the full range of language skills required for academic purposes.
It is recommended that the candidate's language ability as indicated in this Test Report Form be re-assessed after two years from the date of the test.

Centre Number EG001

Date 24/SEP/2016


Candidate Number 005010

Candidate Details

Family Name GERGES

First Name GERGES FRANCIS TAWDROUS

Candidate ID 27410090102716



Date of Birth 09/10/1974

Sex (M/F) M

Scheme Code Private Candidate

Country or Region of Origin

Country of Nationality EGYPT

First Language ARABIC

Test Results

Listening 5.5

Reading 7.0

Writing 5.0

Speaking 5.5

Overall Band Score 6.0

CEFR Level B2

Administrator Comments

Empty box for Administrator Comments

Centre stamp



Validation stamp



Administrator's Signature

Date 04/10/2016

Test Report Form Number

16EG005010GERG001A



CAMBRIDGE ENGLISH
Language Assessment
Part of the University of Cambridge

The validity of this IELTS Test Report Form can be verified online by recognising organisations at <http://ielts.ucles.org.uk>



GOETHE-INSTITUT
KAIRO/ALEXANDRIA
المركز الثقافي الألماني

قسم اللغة
Sprachabteilung in Kairo
Sprachkurse und Pädagogische Verbindungsarbeit
13 Sh. Hussein Wassef,
Midan El-Missaha- Dokki
Tel: 02/7484500 - 7484501 Fax: 02/3354702
e-mail:sprache@cairo.goethe.org

Teilnahmebescheinigung

Hiermit wird bestätigt, dass
Herr Gerges Francis Tawdrous,
geb. am 09.10.1974 in Kairo/Ägypten,

in der Zeit vom 23.09.2006 bis zum 21.12.2006
am Goethe-Institut Kairo an einem

Deutschkurs der Niveaustufe B2

(Stufe 3 von 4 auf dem Niveau B2 des Gemeinsamen Europäischen Referenzrahmens)

teilgenommen hat.

Das Niveau des Kurses entspricht 600 Stunden Deutschunterricht.

Kairo, den 08.01.2007

Leiterin der Spracharbeit



www.goethe.de/cairo

Author Other Papers

I- The Holy Bible Studies

The Tabernacle Geometrical Structure

<http://vixra.org/pdf/1701.0344v1.pdf>

II- The Physics & Astronomy Studies

Space Has Different Densities of Energy

<http://vixra.org/abs/1901.0107>

The Moon Orbit Triangle

<http://vixra.org/abs/1901.0082>

Theory of Matter Creation (Lorentz Length Contraction Reason) (II)

<http://vixra.org/abs/1812.0473>

Theory of Matter Creation (Lorentz Length Contraction Reason) (part I)

<http://vixra.org/abs/1812.0459>

Earth Circumference

<http://vixra.org/abs/1812.0434>

The Solar Day Production

<http://vixra.org/abs/1812.0426>

The Moon Orbital Motion

<http://vixra.org/abs/1812.0200>

Pluto Velocity Analysis

<http://vixra.org/abs/1812.0160>

The Moon Motion is A Relativistic Motion

<http://vixra.org/abs/1812.0132>

Why Energy has Different Forms?

<http://vixra.org/abs/1812.0116>

Pluto Data Shows a Relationship with Earth

<http://vixra.org/abs/1812.0036>

The Solar Group is One Geometrical Structure

<http://vixra.org/abs/1811.0523>

The Moon Orbit Analysis

<http://vixra.org/abs/1811.0422>

The Moon Geometry

<http://vixra.org/abs/1811.0389>

1st Degree in Physics Needs 24 Years!! (My Story)

<http://vixra.org/abs/1811.0339>

The Moon Motion Trajectory

<http://vixra.org/abs/1811.0313>

"Neptune Data shows The Solar Group Geometry"(Part2)

<http://vixra.org/abs/1811.0188>

"Neptune Data shows The Solar Group Geometry"

<http://vixra.org/abs/1811.0178>

Solar Planet Motion Trajectory Is A Square (Proves2)

<http://vixra.org/abs/1811.0163>

Solar Planet Motion Trajectory Is A Square (Proves)

<http://vixra.org/abs/1811.0147>

Solar Planet Motion Trajectory Is A Square And Not An Ellipse

<http://vixra.org/abs/1811.0135>

Solar Planets Motions Trajectory is A Pyramid or A Cone? (Part II)

<http://vixra.org/abs/1811.0096>

Solar Planets Motions Trajectory is a Pyramid (Part i)

<http://vixra.org/abs/1811.0076>

The Solar Group Geometrical Structure is A Pyramid (Revised)

<http://vixra.org/abs/1811.0060>

Earth Axial Tilt

<http://vixra.org/abs/1811.0013>

The Observer Effect On The Observation Results (Space = Energy=mc²)

<http://vixra.org/abs/1810.0343>

Definition of Space (Revised)

<http://vixra.org/abs/1810.0307>

Does The Moon move by Gravity?

<http://vixra.org/abs/1810.0089>

Kepler 3rd Law Explanation (a Claim Against Nobel Prize Board Decision in Physics 2018)

<http://vixra.org/abs/1810.0053>

Metonic and Saros Cycles Harmony Reason

<http://vixra.org/abs/1809.0559>

The Solar Group Main Equation (Part 2)

<http://vixra.org/abs/1809.0468>

The Solar Group Main Equation

<http://vixra.org/abs/1809.0186>

The Solar Group Main Energy

<http://vixra.org/abs/1809.0152>

Jupiter Uranus Distance (Metonic Cycle Reason) (revised)

<http://vixra.org/abs/1809.0043>

"Metonic Cycle proves,, Solar Planets Motions depend on Their Cooperation,,

<http://vixra.org/abs/1808.0566>

Mercury Day = 3 Mercury rotation periods =2 Mercury orbital periods, Why?

<http://vixra.org/abs/1808.0588>

Mercury Jupiter Distance (revised)

<http://vixra.org/abs/1808.0495>

The Solar Group is One Machine (Proves)

<http://vixra.org/abs/1808.0081>

Solar Planet Gravity Equation

<http://vixra.org/abs/1808.0012>

The Moon Orbit Geometrical Structure (revised)

<http://vixra.org/abs/1807.0449>

84 Minutes are Required for Mercury Day

<http://vixra.org/abs/1807.0412>

Pluto was "The Mercury Moon"

<http://vixra.org/abs/1807.0331>

Saturn Data Proves Mars Immigration

<http://vixra.org/abs/1807.0301>

Mars Immigration Proves (Revised)

<http://vixra.org/abs/1807.0268>

Solar Planet Motion

<http://vixra.org/abs/1807.0220>

Mercury Velocity

<http://vixra.org/abs/1807.0208>

Solar Planet Diameter Creation Rule

<http://vixra.org/abs/1807.0208>

All Manuscripts

<https://rudn.academia.edu/GergesTawadrous>

contacts

Gerges Francis Tawdrous

TEL +201022532292

E-mail georgytawdrous@yandex.ru

LinkedIn <https://eg.linkedin.com/in/gerges-francis-86a351a1>

Facebook <https://www.facebook.com/gergis.tawadrous>

Academia <https://rudn.academia.edu/GergesTawadrous>

All papers

<https://www.slideshare.net/search/slideshow?searchfrom=header&q=gerges+francis+papers+>