

Theory of Matter Creation (Lorentz Length Contraction Reason) (II)
Solar Group Geometry (Part 20)

By Gerges Francis Tawdrous

2nd course student – Physics Department - Physics & Math Faculty –
Peoples' Friendship University – Moscow – Russia -2010-2013

TEL +201022532292 georgytawdrous@yandex.ru / mrwaheid@gmail.com

This paper contains Part (I) and Part (II) of
Theory of Matter Creation (Lorentz Length Contraction Reason)

Part I

Abstract

The Matter Creation Steps:

- 1- The Energy is found before any Matter Birth
- 2- The Energy is in motion (always)
- 3- The Energy motion creates relativistic effects (because the Energy has different velocities in her motion)
- 4- Lorentz Length Contraction effect causes to concentrate the Energy (**Hypothesis**)
- 5- The matter is created from the Energy based on **the quantum standardization**
- 6- The Space is Energy but has different Energy density...
- 7- There's a higher velocity in the solar group causes relativistic effects
- 8- We can't observe this higher velocity but we can observe the relativistic effects on the distances and periods values in the solar group...
- 9- These relativistic effects effect on Earth moon orbit, causes length contraction effect which enable the moon orbit to store the solar group main energy.

Gerges Francis Tawdrous

TEL +201022532292


E-mail georgytawdrous@yandex.ru

LinkedIn <https://eg.linkedin.com/in/gerges-francis-86a351a1>

Facebook <https://www.facebook.com/gergis.tawadrous>

Academia <https://rudn.academia.edu/GergesTawadrous>

My papers http://vixra.org/author/gerges_francis_tawdrous



S. Virgin Mary Assumption into Heaven.

Written in Cairo – Egypt

29th December 2018

IN THE ALMIGHTY GOD NAME
Through the Mother of God mediation

I do this research

Planetary Fact Sheet - Metric

	<u>MERCURY</u>	<u>VENUS</u>	<u>EARTH</u>	<u>MOON</u>	<u>MARS</u>	<u>JUPITER</u>	<u>SATURN</u>	<u>URANUS</u>	<u>NEPTUNE</u>	<u>PLUTO</u>
<u>Mass</u> (10 ²⁴ kg)	0.330	4.87	5.97	0.073	0.642	1898	568	86.8	102	0.0131
<u>Diameter</u> (km)	4879	12,104	12,756	3475	6792	142,984	120,536	51,118	49,528	2390
<u>Density</u> (kg/m ³)	5427	5243	5514	3340	3933	1326	687	1271	1638	1830
<u>Gravity</u> (m/s ²)	3.7	8.9	9.8	1.6	3.7	23.1	9.0	8.7	11.0	0.6
<u>Escape Velocity</u> (km/s)	4.3	10.4	11.2	2.4	5.0	59.5	35.5	21.3	23.5	1.1
<u>Rotation Period</u> (hours)	1407.6	-5832.5	23.9	655.7	24.6	9.9	10.7	-17.2	16.1	-153.3
<u>Length of Day</u> (hours)	4222.6	2802.0	24.0	708.7	24.7	9.9	10.7	17.2	16.1	153.3
<u>Distance from Sun</u> (10 ⁶ km)	57.9	108.2	149.6	0.384*	227.9	778.6	1433.5	2872.5	4495.1	5870.0
<u>Perihelion</u> (10 ⁶ km)	46.0	107.5	147.1	0.363*	206.6	740.5	1352.6	2741.3	4444.5	4435.0
<u>Aphelion</u> (10 ⁶ km)	69.8	108.9	152.1	0.406*	249.2	816.6	1514.5	3003.6	4545.7	7304.3
<u>Orbital Period</u> (days)	88.0	224.7	365.2	27.3	687.0	4331	10,747	30,589	59,800	90,588
<u>Orbital Velocity</u> (km/s)	47.4	35.0	29.8	1.0	24.1	13.1	9.7	6.8	5.4	4.7
<u>Orbital Inclination</u> (degrees)	7.0	3.4	0.0	5.1	1.9	1.3	2.5	0.8	1.8	17.2
<u>Orbital Eccentricity</u>	0.205	0.007	0.017	0.055	0.094	0.049	0.057	0.046	0.011	0.244
<u>Axial Tilt</u> (degrees)	0.01	177.4	23.4	6.7	25.2	3.1	26.7	97.8	28.3	122.5
<u>Mean Temperature</u> (C)	167	464	15	-20	-65	-110	-140	-195	-200	-225
<u>Surface Pressure</u> (bars)	0	92	1	0	0.01	Unknown*	Unknown*	Unknown*	Unknown*	0
<u>Number of Moons</u>	0	0	1	0	2	67	62	27	14	5
<u>Ring System?</u>	No	No	No	No	No	Yes	Yes	Yes	Yes	No
<u>Global Magnetic Field?</u>	Yes	No	Yes	No	No	Yes	Yes	Yes	Yes	Unknown
	<u>MERCURY</u>	<u>VENUS</u>	<u>EARTH</u>	<u>MOON</u>	<u>MARS</u>	<u>JUPITER</u>	<u>SATURN</u>	<u>URANUS</u>	<u>NEPTUNE</u>	<u>PLUTO</u>

<http://nssdc.gsfc.nasa.gov/planetary/factsheet/>

Contents

Subject	Page
Part I	
Abstract	1
Planetary Fact Sheet – Metric	2
Contents	3
1- Introduction	4
2- Methodology	6
3-The Moon Orbit effects On The Solar Group Matter Creation	7
Part II	
	11
4-How The Planet Matter is created by the Moon Orbit help?	11
5-Theory Of Matter Creation	22
Appendix No.1 (Puzzled Data)	25
Appendix No. 2 (The Planets alignment in December 2012)	26
Author CV	34
Author Other Papers	40

1- Introduction

How the matter is created? This is our main question, time after time I have tried to solve and I hope our hard work isn't lost in vain

to solve this question we may follow the current theories and concepts or at least the general acceptable direction....but in fact it's hard to do...!

Most of the current theories deal with the solar planets creation process as a historical one, so no great interest we will get from this question answer because the actual will be the same as ever.... But the question should be answer...

I use the solar planet data analysis and have found that, the solar planet matter is a player in this planet motion and data...

Again we have the conflict between the 2 visions

- **1st The Classical Vision**, which learns us that the matter (mass) is found independently, regardless any other planet matter or motion....where the matter is the real fact in our universe

And

- **2nd My Suggested Vision**. The matter is created from the Energy... as any creature body. the body member is created by the blood flow to this member, and if the blood flow to this member is changed that will change this body member form (the Matter form will be changed).... So if the matter has unchanged continuous form persistently, that means the energy behind this matter is working regularly and has no disturbances...

Against the wrong vision I have struggled from long time

So, How the matter is created based on my suggested vision?

I wished to answer the question in one sentence, but the wrong vision still prevents me to perform any progress...

Where the current theories consider each planet motion and data is independent from the other planets, any trying to answer our question "how the matter is created?" will be so complex process because it's unreal.....!

We need to correct the primary concepts and description firstly and by this way only we'll have hope to achieve a real progress...

There's one concept we need to know to start our process which is:

The solar group is one Energy Trajectory and each solar planet is one point on this same Trajectory of Energy...

This concept we need to keep by heart, where it may provide solutions for the unanswered historical questions in the modern astrophysics...

In following let's summarize the steps which we need to reach to the matter creation

The Matter Creation Steps:

- 1- The Energy is found before any Matter Birth
- 2- The Energy is in motion (always)
- 3- The Energy motion creates relativistic effects (because the Energy has different velocities in her motion)
- 4- Lorentz Length Contraction effect causes to concentrate the Energy (**Hypothesis**)

5- The matter is created from the Energy based on **the quantum standardization**

6- The Space is Energy but has different Energy density...

The previous points details we should discuss in this paper.... Just in this introduction we need to discuss if it's possible to have relativistic effects in the solar group or not.... let's summarize that in following:

- There's a higher velocity in the solar group causes relativistic effects
- We can't observe this higher velocity but we can observe the relativistic effects on the distances and periods values in the solar group...

Specifically

- There's a velocity $v_1 = 0.99c$ (c is light velocity) and this velocity causes lorentz contraction effect with rate 7.1 or $(7.1)^2$
- The solar group geometrical structure uses this rate (7.1) in more complex process and produces the rate 1.071 (or 1.0725). this rate is found frequently in the solar planets data
- There's also another higher velocity $v_2 = 0.9999 c$ and causes lorentz contraction effect with rate =71 or $(71)^2$

More explanation about these relativistic effects we should discuss in the paper methodology but in following I'll provide only some data shows the rate 1.0725

I – Data (Distances)

1st-	$\frac{\text{Earth Daily Motion } 2.58 \text{ mkm}}{\text{Moon Orbital Circumference } 2.41 \text{ mkm}} = 1.0725$	(No Error)
2nd-	$\frac{\text{Apogee orbital radius } (406000 \text{ km})}{\text{Total Solar Eclipse radius } (378500 \text{ km})} = 1.0725$	(No Error)
3rd-	$\frac{778.6 \text{ mkm Jupiter Orbital Distance}}{720.3 \text{ mkm Jupiter Mercury distance}} = 1.0725$	(0.7%)
4th-	$\frac{720.3 \text{ mkm Jupiter Mercury distance}}{670 \text{ mkm Jupiter Venus Distance}} = 1.0725$	(No Error)
5th-	$\frac{670 \text{ mkm Jupiter Venus Distance}}{629 \text{ mkm Jupiter Earth Distance}} = 1.0725$	(0.6%)
6th-	$\frac{\text{Jupiter Orbital Circumference } (4894 \text{ mkm})}{\text{Neptune Orbital Distance } (4495.1 \text{ mkm})} = 1.0725$	(Error 1.5 %)
7th-	$\frac{\text{Saturn Orbital Distance } (1433.5 \text{ mkm})}{\text{Saturn Venus Distance } (1325.3 \text{ mkm})} = 1.0725$	(Error 0.8%)
8th-	$\frac{\text{Saturn Earth Distance } (1284 \text{ mkm})}{\text{Saturn Mars Distance } (1205.6 \text{ mkm})} = 1.0725$	(Error 0.7%)
9th-	$\frac{\text{Uranus Orbital Distance } (2872.5 \text{ mkm})}{\text{Uranus Mars Distance } (2644 \text{ mkm})} = 1.0725$	(Error 0.7%)

2- Methodology

I use the same method in all my researches, **The Planet Data Analysis...**

Let's explain the idea here again

In Pythagoras triangle we found that $a^2 + b^2 = c^2$, this rule we can conclude from the triangle data if its dimensions are 3, 4 and 5... so the data may show the geometrical rules...similar to that, I use the solar planets data analysis to conclude the main geometrical rules which explain the solar planets origin and motion...

Let's use this method to explain the moon orbital motion in following:

Preface:

$$\frac{\text{Apogee Orbital Circumference (r = 0.406 mkm) = 2.58 mkm}}{\text{Moon Orbital Circumference (r = 0.384 mkm) = 2.41 mkm}} = 1.0725$$

Also

$$\frac{25.2 \text{ Mars axial tilt}}{23.4 \text{ Earth axial tilt}} = \frac{26.7 \text{ Saturn axial tilt}}{25.2 \text{ Mars axial tilt}} = \frac{28.3 \text{ Neptune axial tilt}}{26.7 \text{ Saturn axial tilt}} = 1.0725$$

Let's explain the previous Equation firstly

28.3 degrees (Neptune axial tilt) is the main value which is contracted by Lorentz length contraction effect (by the 1.0725) to produce 26.7 deg (Saturn axial tilt) which also is contracted again to produce 25.2 deg. (Mars axial tilt) and then contracted again to produce 23.4 deg. (Earth axial tilt) so these 4 values are equal but the difference is found by relativistic effects

The Moon Orbital Motion:

- The moon moves 2.58 mkm daily = Earth motion daily (otherwise they will be separated from each other)
- If there's no relativistic effects in the solar system, the moon should be seen as a bright stationary point in the sky because Earth and Moon move by the same velocity.

But

- Because of the relativistic effects this value (2.58 mkm) will be contracted with the rate 1.0725 to produce the value 2.41 mkm (as in 1st Equation)
- So the moon daily motion = 2.58 mkm but this value is seen = 2.41 mkm (because of Lorentz length contraction phenomenon)
- The difference between both = 0.17 mkm which causes **The Moon Daily Displacement** (0.17 mkm = 2 x **88000 km**)
- Why the difference 0.17 mkm = **2** x moon daily displacement 88000 km? may that occur because of the motions opposite directions.

This theory can answer easily why the moon orbital circumference at apogee radius (2.58 mkm) = Earth daily motion... because this circumference expresses the daily motion...

Please review ..." The Solar Day Production"

<http://vixra.org/abs/1812.0426>

or

<https://www.academia.edu/s/95094e05e0/the-solar-day-production>

or

<https://www.slideshare.net/Gergesfrancis/the-solar-day-production>

3-The Moon Orbit effects On The Solar Group Matter Creation

3-1 why The Moon Orbit Effects On The Solar Group Matter Creation?

3-2 How can the moon orbit effect on the solar group matter creation?

3-3 The Solar Group Original Energy?

3-4 The Matter Existence

3-1 Why does the Moon Orbit effect On The Solar Planets Matters Creation?

From where this Idea can be created? How can the moon practice this great role?!

I depend on the solar planets data to conclude this conclusion....

Let's see in following:

1- Earth Moon distance at perigee radius = $0.363 \text{ mkm} = \text{Outer Planets Diameters Total}$

2- Earth Moon distance at apogee radius = $0.406 \text{ mkm} = \text{Solar Planets Diameters Total}$

i.e.

3- Distance between Perigee and apogee (space only) = Earth Circumference = **Inner Planet Diameters Total**

4- Saturn Circumference = Earth Moon Distance at total solar eclipse radius

Let's see the following table to make the data as clear as possible....

Table No.1		
"The Solar Planets Diameters Total Relationship With The Moon Orbit"		
If Earth diameter = 12756 km, is considered to be = 1		
i.e. The Earth Circumference which = 40080 km, will be just = Π		
So The Following Is Correct		Error
❖ Earth Circumference	= Π	-
❖ Solar Inner Planets diameter total	= Π	-
❖ Moon motion free space (from perigee to apogee) (the free space without the moon diameter)	= Π	1.3%
❖ Moon Perigee orbit radius	= 9Π	-
❖ Solar outer planets diameters total	= 9Π	-
❖ Moon orbit apogee radius	= 10Π	1.2
❖ All solar planets diameters total	= 10Π	1
❖ 2 Jupiter diameter + Saturn diameter	= 10Π	-
❖ Saturn Circumference = Moon orbit radius at total solar eclipse	= 9.5Π	-
❖ Jupiter Circumference	= 11Π	1.9
❖ The Sun diameter	= $11 \Pi^2$	1.2

The Previous Data tells us there's a strong relationship between the moon orbit and the solar planets diameters..... but why and how such relationship can be found?

3-2 How can the moon orbit effect on the solar planets matters creation?

Let's summarize the main idea in following:

- There relativistic effects are found in the moon orbit... this claim we have discussed deeply in my previous paper **The Solar Day Production"**
- The Energy is found before any matter creation
- The solar group is One Energy Trajectory
- The Solar Group Energy Trajectory is reflected inside the moon orbit (hypothesis)
- Lorentz Length Contraction effect helps to assimilate the solar group energy (great distances) inside the moon orbit (shorter distances) that means the length contraction helps to concentrate the Energy... because the Energy value is the same but is stored into shorter distance which lead to concentrate the Energy.
- The matter is created from the Energy with Quantum Standardization, as in pair production experiment, Gamma rays 1.2 Mev can produce electron and positron but Gamma rays 1.1 Mev can't... but that means the space stored the Energy till reach the required quantum from which the matter is born or created, and that also means, **the space has different energy density.**

This idea we should discuss in more details later ...

But why this process is done in the moon orbit? Why isn't done in any other place?

Let's try to answer this question in next point...

3-3 The Solar Group Original Energy?

Why the process is done in the moon orbit... because:-

- The Moon Orbit Has Relativistic Effects And Can Store The Energy
- The Solar group main energy is related to the human mind... which causes the relativistic effects!

The last point we have discussed before ...let's review it here again...

The human knowledge

In one quantized experiment, the researcher told us that, particle is found just after he measured it! means particle wasn't found before the measurement! why?

Because before the measurement, the particle is in possibility to be particle or wave but after measurement the particle becomes known as particle...

Now let's imagine this particle is electron....

Also let's suppose that, all electrons are produced only with positrons from Gamma rays (1.2 Mev) by Anderson experiment (double production)...

What result we may reach from that?

IN THE ALMIGHTY GOD NAME

Through the Mother of God mediation

I do this research

When the researcher measures the particle and the particle is found after this measurement, where this particle is electron That will necessitate to conclude there's a positron in somewhere as a result of this process...

i.e.

The measurement of one particle leads to produce 2 particles because they are produced together...

Now we can see there's an effect of human mind on the matter creation process...

Where this effect is variable from one particle to another..... for the measured particle (electron) the mind effect was direct effect but for the positron the effect was indirect....

The previous example is good material to consider the human mind effect on the universe around us....

Matter Creation Process

In my theory of Matter Creation I claimed that

- Two light beams got coherence together and this coherence produced bright fringes and dark fringes
- **We see the bright fringes as matters** and the dark fringes as distances (space)
- This description depends on Young Experiment (Double Slit Experiment)

The previous hypothesis is my theory hypothesis....

But why we see the bright fringes as matters?

- Special theory of relativity tells us, we see the light beam because the light travels with c velocity relative to us.... If we and the light travel by the same velocity so we would see the light beam as matter (because no difference in velocity)
- In our mind there's an electromagnetic waves (travel with c velocity)...
- That means the electromagnetic waves in our mind travel by the same velocity of Light beams which causes our mind to see the light beams as matters...
- That explains the relationship between the matter and knowledge which had been discovered from very long time (ancient Greek).

This idea was discussed in my next paper..

The Observer Effect On The Observation Results (Space = Energy= mc^2)

<http://vixra.org/abs/1810.0343>

The next question will help us to see much better..

Why the Energy has different forms?

Energy different forms are created because of the observer different positions relative to it.

Why the observer positions are different relative to the energy?

The observer position changes according to the observer knowledge and realization...

The universe is reflected from the human knowledge and logic

Please review this paper also

Why the Energy has different forms?

<http://vixra.org/abs/1812.0116>

3-4 The Matter Existence

We need to understand more clearly Lorentz Length Contraction meaning...what did Lorentz said about that... how the length is contracted? The rod length is fixed as we know perfectly..... Now we have steel rod his length (L_1) what will happen if this rod moves with $v_1=0.99c$ (where c is light velocity)?

We'll see the rod length is contracted by the rate 7.1, that means if $L_1 = 7.1$ m we would see it as $L_2=1$ m....!

But what's happened for L_1 ? what change happened for it? nothing....the change is happened for our vision! Is it true?!

But what about the rod mass.... When we try to accelerate an electron to reach to the light velocity and the energy is transformed into Mass to increase the electron mass and prevents him to reach to the light velocity.... this increasing of electron mass is real one or just happened for our vision? Otherwise where the energy we have spent to accelerate the electron?

We face difficulty to understand solar group geometry basically because of the basic definitions absence which led to depend on simple and primitive descriptions which have no proves or explanations...!

What's the matter? Define the matter existence?

The current theories accept the superficial vision and description as it's the true one...!

So the matter (mass) is found independently from any other factors....

How the matter can be matter? The rocks can be made of salt.... for example

Living creature can be created based on DNA with the blood flow for nutrition ...many

So, the matter (mass) which is found independently from all other factors is just imaginary idea in the human mind....

The independency is pure imaginary concept in the solar group where each planet depends on others in his motion and data....

Let's ask again what's happened for the length L_1 ?

The matter is created of energy Our vision needs light which is energy

So that means the energy – because of the high velocity- will reform the outer matter forms and will define their capacity of Energy....!

As in living creature.... Because the blood flow is regular the living member has some form which will be changed because of the blood flow changes....

The matter seen form is found because the energy behind works regularly and without disturbances....

Part II

4-How The Planet Matter is created by the Moon Orbit help?

- 4-1 Earth Circumference Creation
- 4-2 Saturn Circumference Creation (and Pluto Creation)
- 4-3 Jupiter Circumference Creation
- 4-4 Uranus Diameter Creation
- 4-5 Other Planets Diameters Definition

4-1 Earth Circumference Creation

Equation No. 1

$$43000 \text{ km (The distance between apogee and perigee lunar radiuses)} = 1.0725 \times 40080 \text{ km (Earth Circumference)}$$

The question is...

Why Earth Circumference =40080 km?

Let's summarize the story in following:

- Earth daily motion is Energy (2.58 million km), Earth does it daily
- **On the first day**, Earth sent her daily motion energy (2.58mkm) toward the moon orbit on the horizontal axis ...
- There are relativistic effects in the space between Earth the moon caused by $v_1=0.99c$ which caused a rate = 7.1
- Earth daily energy(2.58 mkm) faced these relativistic effects, and Earth daily energy is contracted by the rate 7.1 which produces the equation $2.58 \text{ mkm} = 7.1 \times 0.363 \text{ mkm}$ (perigee radius =0.363 mkm) where the Energy stopped here!
- So Perigee radius is created firstly from Earth daily energy, but Earth energy is stopped at perigee point ($r=0.363 \text{ mkm}$) and can't move further

That's Why....

- **On the second day**, Earth sent her daily motion (2.58 mkm) toward the sun on the vertical axis.... to avoid the contraction effect
- Earth daily Energy (2.58 mkm) reaches to the sun, where the sun absorbs this energy and reflects it toward Pluto....so the Energy 2.58 mkm is sent from the sun to Pluto
- In the way Earth Daily Energy (2.58mkm) received a great effect from Uranus and sent it again toward Pluto
- Earth Daily Energy (2.58 mkm) reaches to Pluto who will send this same energy toward the moon orbit (Energy transportation process depends on $r=0.406 \text{ mkm}$)

IN THE ALMIGHTY GOD NAME

Through the Mother of God mediation

I do this research

- Earth Energy (2.58mkm) is sent from Pluto to Apogee circumference =2.58 mkm which makes apogee radius = 406000km
- Earth Energy which consist the moon apogee circumference wants to move deeper toward the Earth body, but this energy again faces the relativistic effects from the other side so the contraction is done by the rate 1.0725
- Earth Energy tried 2 times to move deeper toward the Earth body starting from apogee orbit....
 - o **In first time** the apogee circumference 2.58 mkm ($r=0.406$ mkm) is contracted to produce the moon orbit average circumference 2.41 mkm ($r=0.384$ mkm) and the energy is stopped here again...
 - o **In the second time** the Energy at apogee radius $r= 0.406$ mkm faces the relativistic effects and produce the total solar eclipse radius $r= 0.378$ mkm and stopped here....

But

- The moon orbit energy had to reach to Earth body to complete the process because the moon orbit is created from Earth daily motion energy, so the distance between apogee ($r=0.406$ mkm) and perigee ($r=0.363$ mkm) (which is an Energy), this distance (0.406 mkm – 0.363 mkm = 43000 km) is contracted by the rate 1.0725 mkm and reach to the Earth through Perigee point which is the only point connected with the Earth body directly
- **43000 km = 1.0725 x 40080 km (Earth Circumference =40080 km)**
- **Earth rotates around her axis daily producing this distance =40080 km = Earth Circumference That means Earth Circumference is created by this process and the previous story was related to Earth motion Energy before the matter birth.**

" The Solar Day Production"

<http://vixra.org/abs/1812.0426>

or

<https://www.academia.edu/s/95094e05e0/the-solar-day-production>

or

<https://www.slideshare.net/Gergesfrancis/the-solar-day-production>

4-2 Saturn Circumference Creation (and Pluto Creation)

Equation No. 2

406000 km moon orbital radius at apogee point = 1.0725×378827 km (Saturn Circumference)

- **Note Please**
- 120536 km (Saturn Diameter) = $(7.1)^2 \times \underline{2390 \text{ km (Pluto Diameter)}}$
- But 406000 km /daily also equal Pluto velocity daily

The Explanation

In the previous equations Saturn Diameter is created based on the moon orbital distance to apogee point ...according to Earth Circumference story... Pluto Sent the Energy in form (406000 km) to this point (apogee) and from this same distance Saturn diameter is created (by lorentz length contraction) and based on Saturn Diameter Pluto diameter is created (by lorentz length contraction)!

Frequently I have tried to explain that, the solar group is one machine each planet depends on the others in his existence and motion...the basic difficulty is that, I have no full stories for all solar planets diameters creation as clear as we have seen with Earth Circumference..... I have the Data and will write it down here but the clear explanations are still incomplete ... by such way the data is seen as puzzles more than proves.....

Many question we may face here and no power to solve any of them.. but we should struggle hardly as we can to show that the data contains proves for a geometrical reasons behind Saturn diameter creation....

- Mercury Day needs 5040 seconds to be 176 solar day...
- Mercury moves during 5040 seconds a distance = $2 \times$ Saturn diameter!
- Mars moves during 5040 seconds a distance = Saturn diameter!
- The value 5040 seconds is very important for us because Pluto during 5040 days moves a distance = Jupiter Uranus Distance..... where we know that there's a relationship between Pluto and the moon

I see the data causes confusion more than proves any thing... in next point the situation will be more clear as possible....

In this point we have one conclusion only.....let's write it in following:

There's one relationship connects Saturn, Pluto and the moon orbit together

And based on this relationship Saturn and Pluto diameters are created...

Let's see the next point to make this discussion as clear as possible...

4-3 Jupiter Circumference Creation

Equation No. 2

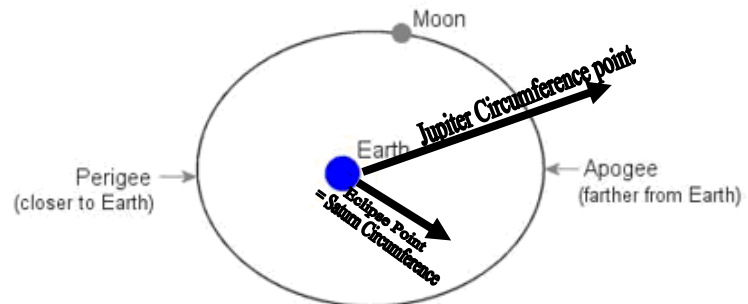
720.7 mkm (Mercury Jupiter distance) = $(71)^2 \times 142984$ km (Jupiter Diameter)

This Equation we should discuss in end of this discussion.... But now we start with the moon orbit geometrical Structure

The Moon Orbit Geometrical Structure

Jupiter Circumference

1-Preface



I claim, the 4 main points in the moon orbit are defined by Pythagoras rule

- Perigee point radius = 363000 km
- Total solar eclipse radius = 377000 km
- Moon orbital average radius = 384000 km
- Apogee Point Radius = 406000 km

But all equations uses the value 86000 km which = $43000 \text{ km} \times 2$

Where 43000 km is the Moon free space (from Perigee 0.363 mkm to Apogee 0.406 mkm)

For Example $(363000 \text{ km})^2 + (86000 \text{ km})^2 = (377000 \text{ km})^2$ (error 1%)

Where 363000 is Perigee radius and 377000 km is total solar eclipse radius

Why all Equations uses the value 86000km?

2-The Value 86000 km

Total solar eclipse radius = 377000 km

In fact Saturn circumference = 377000km

Also we know

2 Jupiter diameters +1 Saturn diameter = Earth Moon distance at apogee radius (0.406mkm)

Also

2 Jupiter circumferences – 2 Saturn circumference = 1 Jupiter diameter (error 1.3%)

The previous 2 equations tell us that there's a specific relationship between Saturn and Jupiter...

And

Saturn Circumference = Total Solar Eclipse Radius= 377000 km

What about Jupiter Circumference?! **449378 km**

In previous figure, the short arrow refer to total solar eclipse radius = 377000km = Saturn circumference

And the longer arrow refers to the Jupiter circumference = 449378km...

IN THE ALMIGHTY GOD NAME

Through the Mother of God mediation

I do this research

- From perigee (0.363mkm) to apogee (0.406 mkm) the distance = 43000km
- From apogee (0.406 km) to Jupiter circumference (0.449mkm) = 43000km
- The value 86000 km is the distance from perigee (0.363mkm) to Jupiter circumference (0.449mkm)
- Spite the moon doesn't reach to Jupiter Circumference point, but it works in the moon orbit geometrical structure..

Let's see the following table to make our discussion more trustee

Table No.1 (repeated)

"The Solar Planets Diameters Total Relationship With The Moon Orbit"

If Earth diameter = 12756 km, is considered to be = $\mathbf{1}$

i.e. The Earth Circumference which = 40080 km, will be just = $\mathbf{\Pi}$

So The Following Is Correct		Error
❖ Earth Circumference	= $\mathbf{\Pi}$	-
❖ Solar Inner Planets diameter total	= $\mathbf{\Pi}$	-
❖ Moon motion free space (from perigee to apogee) (the free space without the moon diameter)	= $\mathbf{\Pi}$	1.3%
❖ Moon Perigee orbit radius	= $\mathbf{9 \Pi}$	-
❖ Solar outer planets diameters total	= $\mathbf{9 \Pi}$	-
❖ Moon orbit apogee radius	= $\mathbf{10 \Pi}$	1.2
❖ All solar planets diameters total	= $\mathbf{10 \Pi}$	1
❖ 2 Jupiter diameter + Saturn diameter	= $\mathbf{10 \Pi}$	-
❖ Saturn Circumference = Moon orbit radius at total solar eclipse	= $\mathbf{9.5 \Pi}$	-
❖ Jupiter Circumference	= $\mathbf{11 \Pi}$	1.9
❖ The Sun diameter	= $\mathbf{11 \Pi^2}$	1.2

Please review

"The Moon Orbit Analysis"

<https://www.academia.edu/s/45a61dba6c/the-moon-orbit-analysis>

or

<http://vixra.org/abs/1811.0422>

or

<https://www.slideshare.net/Gergesfrancis/the-moon-orbit-analysis>

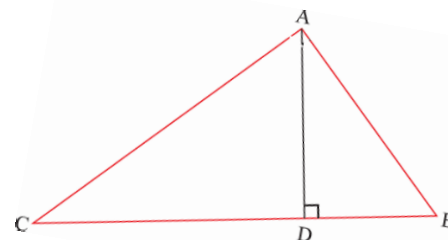
4- Theoretical Discussion

$$\diamond (377000 \text{ km})^2 = (363000)^2 + (86000\text{km})^2$$

Where Total solar eclipse radius = 377000 km = Saturn Circumference

Let's see the following triangle

- ❖ A :is total solar eclipse point
- ❖ C: is The Earth
- ❖ D: is the perigee point at distance 363000 km from Earth
- ❖ B: is the **Jupiter Circumference point** at 449378.2 km



If we study this triangle carefully we will find that following

- ❖ AD = DB = **86000 km**
- ❖ AB = **Saturn diameter**
- ❖ AC = **Saturn Circumference** (C is total eclipse point)

5- The Concluded Description

The previous discussion may help me to explain my point of view....

I have claimed that, the planets diameters are created by effect of the moon orbit! That's not mean that the moon orbit is the factory and he produced the production units to sell!

The planets diameters are the walls and columns by which the moon orbit house is built

As the previous triangle tells us.... one side is Saturn diameter but the other side is Jupiter Circumference and by their cooperation the value 86000 km will be produced! (the value 86000 km or in more accurate 86400 km is very effective as we'll see later)

The solar planets diameters total equal the moon orbital different radiuses because the moon orbital different radiuses are created by these same planets diameters.

I know Saturn is at 1433.5 million km from the Moon but without Stratum Diameter the moon orbital geometrical structure will be destroyed.... I don't know yet how the planet who is found very far from the moon orbit can effect on its geometrical structure as much as such great effect, that basically because I can't define the distance more clear... I know "the distance is Energy" but this definition is not enough...

Let's write the conclusion again as clear as possible....

The planets diameters are the units by which the moon orbit is built and the moon moves in his orbital depends on all solar planets contribution....

And this contribution isn't a historical one....not it's living contribution effects daily and in each seconds on the moon motion and defines his orbit....

6- The Distance 86400 Km

Why this distance is so important?

Because

- The Energy sent to Earth + Venus from Neptune = 86400 mkm
- This energy is reflected inside the moon orbit to build the moon orbit
- In the moon orbit the Energy is stored (as I have claimed)
- But where the energy?
- The energy 86400 mkm is found in the distance 86400 km...and how?
- Because the moon orbital diameter = 1 million km (I wish the reader remember Jupiter Circumference point which I have claimed is found inside the moon orbit and locates at distance 449000km from The Earth.... That may supports the claim that the moon orbital radius = 0.5 mkm

- The moon orbital diameter works in 2 axis horizontally and vertically

- So the distance 86400 km is found under a vertical diameter of the moon orbit which = 1 million km... and that means the area = $86400 \times 1 \text{ mkm} = 86400\text{mkm}^2$ which is the Energy sent from Neptune....

7- Venus Diameter

86400 km = 7.1 x 12104 km

(error 0.5%)

I wish we remember the contraction rates

By $v_1 = 0.99 c$ the contraction rate = 7.1 so the rates are

- 7.1
- $(7.1)^2$
- 1.0725

By $v_2 = 0.9999 c$ the contraction rate = 71 so the rates are

- 71
- $(71)^2$ which equal 5040 approximately

Venus Diameter Equation tells us that Venus Diameter is created by contraction of this distance 86400 km which makes Venus very related to the moon orbit.... But also this explanation may explain the relationship between Venus and Saturn where we found from long time that Saturn diameter = Venus diameter $\times \pi^2$ but Saturn orbital distance = $(\text{Venus Circumference})^2$

Let's discuss the Equation No.2 in following

Equation No. 2

720.7 mkm (Mercury Jupiter distance) = $(71)^2 \times 142984$ km (Jupiter Diameter)

Also we can write as in following

720.7 mkm (Mercury Jupiter distance) = 5040 x 142984 km (Jupiter Diameter)

And we know that, Mercury Day needs 5040 seconds to be 176 days...

The previous Equation tells us that, the Energy of Mercury Jupiter distance is contracted into Jupiter Diameter by the rate which is seen as 5040 seconds are needed for Mercury Day....

The relationship between Jupiter and Saturn tells us why Mercury during this period 5040 second moves a distance = 2 Saturn diameters and Mars moves a distance= Saturn diameter....I wish we remember that Mars orbital circumference 1433.5 mkm) = Saturn orbital distance ...!

This data isn't found to confuse us.... it's just help us to see correctly the picture because all these relationships are players in the geometrical structure building.....

As we have seen in the previous triangle.... That the geometrical rules forced to reach to the same real values of the mentioned planets (Saturn and Jupiter) where these same planets we have found others relationships connect them which support that claim clearly....

Let's see the next Planet Equation in following...

4-4 Uranus Diameter Creation

Equation No. 3

363000 km (Perigee radius) = 7.1 x 51118 km (Uranus Diameter)

In Earth Circumference Story.... The min problem was that Earth energy is stopped at perigee point (0.363mkm) and couldn't move further because of the length contraction effect.... So if the case as such how Uranus diameter is created?

How Perigee point energy can reach to Uranus if the energy can't move further?

That because

Uranus is on the vertical level relative to the Earth....!

Uranus is on perpendicular axis to the Earth....

The Energy reaches Perigee point at horizontal level but at Perigee point (r=0.363mkm) the energy is climbed vertically to Uranus how is on the vertical axis.... That's why the moon orbit diameters works at horizontal and vertical levels (works on both axis)....

The vertical axis in the moon orbit we have discussed before, in fact we need to remember it here again....

II- The Moon orbit vertical axis

(2nd Rule) Moon Orbital Circumference at $R_n = (1/R_{n+1})$

I-Data

$$\text{Moon Orbital Circumference at } R_n \text{ (In million km)} = \frac{1}{\text{Moon Orbital Radius } R_n \text{ (In million km)}}$$

- | | | |
|---|-------------|--------------------------|
| - $R_1 = 363000$ km (Perigee Radius) | = 0.363 mkm | Circumference= 2.281 mkm |
| - $R_2 = 377000$ km (Total Solar Radius) | = 0.377 mkm | Circumference= 2.41 mkm |
| - $R_3 = 384000$ km (Moon Orbital Radius) | = 0.384 mkm | Circumference= 2.58 mkm |
| - $R_4 = 406000$ km (Apogee Radius) | = 0.406 mkm | Circumference= 2.754 mkm |

From the previous data we can conclude that, the rule is true

$$(1/0.363 \text{ mkm}) = 2.754 \text{ mkm}$$

$$(1/0.377 \text{ mkm}) = 2.63 \text{ mkm}$$

$$(1/0.384 \text{ mkm}) = 2.58 \text{ mkm}$$

$$(1/0.406 \text{ mkm}) = 2.41 \text{ mkm}$$

II- Discussion

The previous data tells us that, the rule is performed correctly...

Specially the values 0.384 mkm and 0.406 mkm which show the rule perfectly....

$$(1/0.384 \text{ mkm}) = 2.58 \text{ mkm} = 0.406 \text{ mkm} \times 2\pi$$

$$(1/0.406 \text{ mkm}) = 2.41 \text{ mkm} = 0.384 \text{ mkm} \times 2\pi$$

The other values are working also in the moon orbit but we need to extend our discussion to see that in better vision....we should do that in next points...

But here we have only one questionwhich is:

Why moon orbital circumference multiplies with moon orbital radius = 1mkm²?

Because....

1million km²is the defined energy from which the moon orbital different radiuses are created.. it's similar to Neptune orbital distance... let's remember it here...

Neptune Orbital Distance = 4495.1 mkm =

= 50.3mkm (Mercury Venues distance) x 91.9 mkm (Mercury Earth distance)

=108.2 mkm (Venus orbital distance) x 41.4mkm (Venus Earth distance)

= 57.9 mkm (Mercury orbital distance) x 78.3 mkm (Earth Mars Distance)

We have noticed that before and asked why any 2 inner distances multiplies produce the same value (Neptune orbital distance 4495.1mkm)?

The answer was because

- i. The distance is Energy
- ii. Neptune orbital distance is the energy source from which the inner planets created their orbital and internal distances...

For more details please review

Solar Group Geometrical Structure

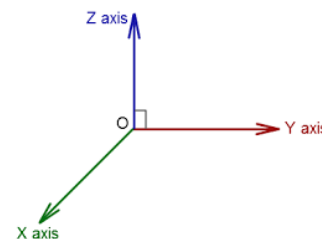
<http://vixra.org/abs/1805.0081>

The question is the same....

Why multiplication of the moon orbital circumference with the moon orbital radius = 1million km²?

Because this 1 million km² is the source of Energy from which the moon orbital different radiuses are created..

In which direction this 1 mkm² is found?



xyz coordinates may help us to answer this question...the moon orbital radius is perpendicular on the moon orbital circumference tangent.. so

let's suppose the radius is x and circumference tangent is y so... x y = 1 mkmwhy?

Because it's this "Z axis"

That means 1 million km² is perpendicular on the xy plain....what does that mean?

The moon orbit source of Energy is perpendicular on the moon orbit plain? Why?

Because this is the sent energy from Uranus to the moon by which the moon built his orbit and does his motion... Uranus is perpendicular on the moon orbit that's why the source of Energy is perpendicular on the moon orbit...

Let's remember this idea here..

Light (with c velocity) travels from Uranus to Jupiter in 6939.75 seconds, this motion produces the moon required Energy to rotates Metonic Cycle, so the energy is sent from Uranus to Jupiter to the moon orbit (Perpendicular on the orbit plain) to acause the moon motion based on the light motion but with different rate of time... so 1 seond in light motion will be 1 day in the moon motion which produces Metonic Cycle 6939.75 days...

So Metonic Cycle is done because the moon orbit is built to perofm it, that'w why the moon orbit regresses 19 degrees yearly.

The Conclusion:

The Moon Orbital Diameter =1 mkm works In 3 Directions As xyz Coordinates..

4-5 Other Planets Diameters Definition

Equation No. 4

384000 mkm (the moon orbital radius) $\times 2 = (7.1)^2$ Mercury Circumference

Equation 5

5870 mkm (Pluto orbital distance) $\times 2 = 1.0725 \times 1$ mkm \times the moon circumference

Another /Equation No. 2 (Jupiter Circumference))

449378.3 km (Jupiter Circumference) $= (1.0725)^3 \times 363000$ km (perigee point radius)

The previous equation tells us that Jupiter Circumference can be contracted to produce Perigee radius (363000km) this equation is so hard to solve because it may tells there's a cooperation in motion between Jupiter and Earth..... !

Equation 6

The value 153350 km isn't known value but

- 1.0725×142984 km (Jupiter diameter) = 153350 km
- 7.1×21364.4 km (Mars Circumference) = 153350 km

And that means both planets data are related to each other.....

This is repeated again

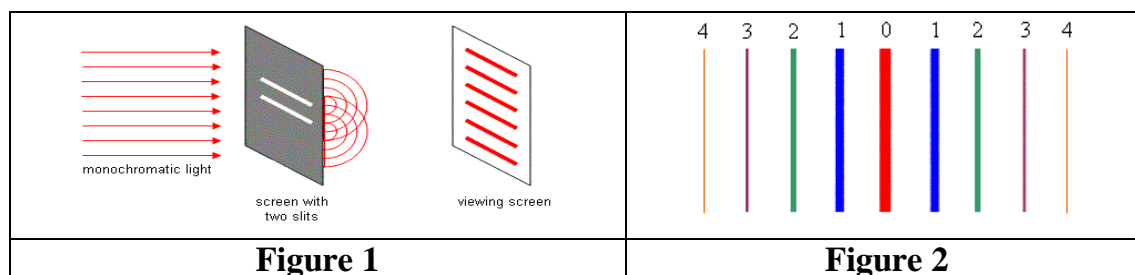
The value 53118.8 km isn't known value but

- 1.0725×49528 km (Neptune diameter) = 53118.8 km
- 7.1×7511.4 km (Pluto Circumference) = 53118.8 km

And that means both planets data are related to each other.....

In fact it's hard to solve the previous equations in this paper.... Not just because we need to explain many new geometrical rules and data but basically because we have no yet a complete geometrical structure for the solar group.... We can know that our description is correct only by the harmony between our description and the planets data analysis and developments.... So we need to provide more clear geometrical structure for the solar group to solve these equations as clearly as possible ... here we can only provide the theory of matter creation ion following...

5-Theory Of Matter Creation



I- Double Slit Experiment

- We know from the double Slit Experiment (Young Experiment), that 2 light beams may get coherence together, and the result will be bright and dark fringes
- that tells us there are 2 different types of light beams, the original light and the bright fringe
- The bright fringes thickness decreases regularly from the middle one to both sides (i.e. the bright fringe greatest thickness in the middle one- figure No. 2)

II- The Hypothesis

We see the bright fringes as Matters

Matter Creation Process

In my theory of Matter Creation I claimed that

- Two light beams got coherence together and this coherence produced bright fringes and dark fringes
- **We see the bright fringes as matters** and the dark fringes as distances (space)
- This description depends on Young Experiment (Double Slit Experiment)

But why we see the bright fringes as matters?

- Special theory of relativity tells us, we see the light beam because the light travels with c velocity relative to us.... If we and the light travel by the same velocity so we would see the light beam as matter (because no difference in velocity)
- In our mind there's an electromagnetic waves (travel with c velocity)...
- That means the electromagnetic waves in our mind travel by the same velocity of Light beams which causes our mind to see the light beams as matters...
- That explains the relationship between the matter and knowledge which had been discovered from very long time (ancient Greek).

This idea was discussed in my next paper..

The Observer Effect On The Observation Results (Space = Energy= mc^2)

<http://vixra.org/abs/1810.0343>

The next question will help us to see much better..

Why the Energy has different forms?

Energy different forms are created because of the observer different positions relative to it.

Why the observer positions are different relative to the energy?

The observer position changes according to the observer knowledge and realization...

The universe is reflected from the human knowledge and logic

Please review this paper also

Why the Energy has different forms?

<http://vixra.org/abs/1812.0116>

III- The Theory details

If The matter is the Bright Fringe we would conclude the following:

- The Matter should be changing with time because the matter (bright fringe) is produced based on light coherence process, which is interactive changing process continuously (so this hypothesis explains the observed matter change feature)
- The Matter is the Bright Fringe means our bodies are also the Bright fringes, means our bodies are produced from light beams coherence, that explains the continuous change
- Our bodies are made based on specific light beams coherence, that means we can't discover any other kind of light beams because our body is connected only with this specific light
- So we can't realize the original light beams because our bodies made of the bright fringes
- That means for us the maximum light velocity is C because we can't realize the light higher velocity, where our body connected us just with the bright fringes (Bright fringe is a Light Beam with C velocity)
- The previous explanation tells us why we can't understand the solar system Geometry clearly, because **Not all data is available before us** where many data is absent from us because we are limited to the bright fringe from which our bodies are created. so we can't reach the whole system easily because parts of this system are higher than our capacities of observation (higher than the 5 senses)

IV- The Theory Proves

- **The Solar Planets Distribution corresponds to The Bright Fringes**
 - o Jupiter the Most Great Planet (Fringe) is found in the Middle
 - o Both Ends have the smallest planets (Mercury and Pluto)
 - o The Planets volumes and Masses decrease regularly at both sides from Jupiter
 - Saturn / Mars (exceptional)
 - Uranus / Earth
 - Neptune / Venus
 - Pluto / Mercury
 - Only One Exception is Mars

Mars Discussion is in my Paper (Solar Planets Order disproves the Gravity Theory)

<http://vixra.org/abs/1801.0114>

V- The Theory Results

- The previous theory explains why the particle behaves as particle and wave (Duality of nature), as following

- There are more than 2 frames in the solar group, one frame moves with c velocity difference with my velocity and the other moves with my velocity ... So, when the particle moves in the first frame I'll see it as a wave (light) but when he moves in the second frame I'll see it as matter, so this theory explains the duality of nature The details in my paper
Particle Double Nature Reason
<http://vixra.org/abs/1712.0398>

So... Why The Light Velocity Is The Highest In The Universe?

Because our bodies (Matters = Bright Fringes) are created from the Light beams coherence, So our bodies are connected with this specific light beams from which were created, so any other light beams (for example the original light beam) we can't discover it by our 5 senses because we connected to the bright fringes only

So,

Even if there's light higher velocity, we can't discover it

The next question is

What's the velocity of the original light Beam? If the bright fringe velocity is C ! This question should be answered with the Earth motion in the next paper...

General Comment

The basic point behind all our discussion was that

The rest mass concept contradicts the solar group continuous motion, which necessitates to create the gravity concept...

And for long time the gravity concept proves that he's insufficient to deal with the solar planets motions

All that is happened because of the wrong vision....**The Matter Can't Be Found Without Motion**

Because the motion is the main property of the universe and the original energy main feature... so the description of **The Rest Mass Existence Is An Imaginary Description has Neither Logical Roots Nor Mechanical Proves**.... And this description specifically was and still is the main difficulty for better understanding for the solar group Geometry.....

Appendix No.1 (Puzzled Data)

- (1)
 - i. Earth Moon Distance at Perigee point = 363000 km = Solar Outer Planets Diameters Total (error 1%)
 - ii. Earth Moon Distance at Apogee point = 406000 km = Solar Planets Diameters Total
 - iii. The Distance between Perigee and Apogee = 40000km = Inner Solar Planets Diameters Total = **Earth Circumference**.
 - iv. Earth daily motion = The moon orbit circumference at apogee radius (r=406000 km)
 - v. Saturn Circumference = Earth Moon Distance at total solar eclipse radius (r=377000km)
 - vi. **Note Please/** Solar Planets Diameters Total= 2 Jupiter diameters + 1 Saturn diameter (i.e. Jupiter diameter = 8 solar planets diameters total)
 - vii. **2 Neptune Circumference** = outer planets diameters total (without Neptune) (1.8%)
 - (2)
 - Mercury Saturn Distance = Neptune Pluto Distance = 1375 mkm
 - Saturn Pluto Distance = Mercury Neptune Distance = 4437 mkm
 - Mars orbital circumference 1433.5 mkm = Saturn orbital distance = Uranus Saturn distance = Neptune orbital distance / π =
 - Jupiter Pluto distance 5092 mkm = Uranus Neptune distance x π
 - **Saturn orbital distance 1433.5mkm= Saturn diameter x Venus diameter = (Venus Circumference)²=**
 - (3)
 - Sun Diameter = Jupiter Diameter x π^2 (error 1.4%)
- And
- Saturn Diameter = Venus Diameter x π^2 (error 0.8%)
- (4)
 - Jupiter orbital Period 4331 days = Mars Orbital Period 687 days x 2π (error 0.3%)
 - Mars Orbital Period 687 days = Earth Orbital Period 365.25 days x 1.9 (Mars orbital inclination = 1.9 degrees)
 - Mars Orbital Period 687 days = Moon Orbital Period 27.3 days x 25.2 (Mars axial tilt= 25.2 degrees)
 - Saturn orbital period 10747 d.=Earth orbital period 365.25 d. x Synodic month 29.5 d.
- (5)
 - 17.4 degree (inner planet orbital inclinations total) x 0.99 = 17.2 degree (Pluto orbital inclination)
 - 23.6 degree (outer planet orbital inclinations total) x 0.99 = 23.4 degree (Earth axial tilt)
- (6)
 - Mercury moves a distance = 720 mkm during his day period (4222.6 hours) (Mercury Jupiter Distance = 720 mkm)!
 - Venus orbital circumference = 680 mkm but Venus Jupiter distance = 670 mkm (error 1.5%)
 - Earth orbital circumference = 940 mkm but Earth Jupiter distance (when both of them be at 2 different sides from the sun = 778.6 mkm +149.6 mkm = 928.2 mkm (error 1.25%)... why 3 planets define their orbital distances relating to their positions from Jupiter?!

Simply.... Are these relationships found based on **Geometrical Reasons** or by pure coincidences?
... I suggest that... these relationships are found based on **Geometrical Reasons**

Appendix No. 2 The 2737 Phenomenon
(The Planets alignment in December 2012)
(I called: The Egyptian Astronomic Phenomenon 2737)

1- Introduction

On 3rd December 2012 aligned 3 planets (Mercury, Venus and Saturn) on the three Great Pyramids heads in Egypt, the Phenomenon repeated just once each 2737 years.

I called this phenomenon

"The 2737 Egyptian Astronomic Phenomenon"

In this paper I present the proof that the 2737 Egyptian Phenomenon Cycle depends on the Moon Metonic Cycle!

And then in the 3rd Chapter I'll discuss how the three planets (Mercury, Venus and Saturn) depend on the Earth- moon orbit in their motions!

In this introduction I'll refer just to some interests we got by the 2737 Egyptian phenomenon.

PLANETARY ALIGNMENT WITH THE GIZA PYRAMIDS,
IT ONLY HAPPENS ONCE IN 2,737 YEARS



Some interests we got by 2737 Egyptian phenomenon:

- ❖ **First** we know that the Pyramids builders recognized the different astronomic cycles, and especially 2737 phenomenon, for that they built just 3 pyramids at its parallel line.
- ❖ **Second**, we know that the Pyramids builders knew the relative distances between the planets and built the pyramids at their rates!
- ❖ **Third** where the 2737 phenomenon repeated on 3rd December 2012 for the third time, so the Number 8211 years is important number for human life or at least for the pyramids age.
- ❖ **Fourth**, I may claim that the Pyramids builders built the three Pyramids specifically for the 2737 Egyptian phenomenon.
- ❖ **Note:** The Great Pyramid Height is 5776 Egyptian inches = the distance between the Sun & Pluto (each inch = 1 million kilometer)

1ST SECTION

Why the Lunar year doesn't correspond with the sidereal year at any cycle?¹

We know that the moon turns with the Earth around the sun, so why the lunar year which equals 354.36 days (lunar Synodic period 29.53 days x 12 months) doesn't correspond to the Sidereal year that equals 365.25 days at any cycle?

We see the 32 Sidereal year a cycle = 11688 days

But the Lunar year cycle = 33 years - **5.81 days** = 11693.88 - 5.8 = 11688

And why there's this addition 5.81 days to prevent both periods to meet each other

We know that the plane of lunar orbit regresses 19 degrees each year that causes the eclipse to come early 19 days each year²

So that said the movement of 19 degrees causes change for 19 days

And now we see the lunar year come early 5.81 days, and the lunar plane has inclination to ecliptic equal approximately 5.14 degrees...

Can I suppose that this difference between Sidereal Cycle 11688 days and Lunar Cycle 11693.88 days which equals 5.8 days caused by the lunar plane inclination 5.14 degrees (later we will discuss How?) When we divided this inclination value 5.14 degrees (or the period 5.8 days) at 360 we find that,

The Lunar orbital inclination causes the lunar Synodic day to come early approximately 21 minutes daily..

That lead to the following results

- The correct Synodic month is 29.515
- The correct Synodic year is 354.1818 days And by such way

The lunar cycle which contain 33 Synodic year = 11687.999days

The Sidereal Cycles which contain 32 sidereal year = 11688 days

Where both come to end in the same day

And So the cycle of 32 sidereal years equals 33 modified Lunar Synodic years (modified lunar year = 354.1818 days) perfectly

¹ - the day defines here approximately 86164 seconds where the sidereal year is 365.25 days.

² - Total Solar Eclipses and how to Observe them- Martin Mobberley- page. 11

2ND SECTION

The Basic Lunar Year 360 Days

Now I modified the lunar year already from 354.36 to be 354.1818 days

But there's another year related to the moon,

In this year we should added the modified year 354.1818 to the difference of days caused by the lunar orbital inclination which was 5.8 days approximately

So $5.8 + 354.1818 = 360$ days approximately

That's the ancient biblical year And I'll call it

The Basic Lunar Year

Now we have three types of years

- **The Basic Lunar Year** = **360 days**
- **The modified lunar Synodic year** = **354.1818 days**
- **The Sidereal year** = **365.25 days**

And we'll see how the Metonic Cycle effect on each of them

3RD SECTION

The 2737 Egyptian Astronomic Phenomenon depends on Metonic Cycle

The Metonic Cycle defines as a moon Cycle continues for 19 Sidereal Orbit year which equals 6939.75 days, and Metonic Cycle made because the Lunar orbit plane regresses yearly 19 degrees that causes the eclipses to come early 19 days yearly.

The Following Table shows How The Metonic Cycle Effect On The Different Years

Metonic Cycle Number	Sidereal years No. (365.25 days)	Number of modified Lunar year (equals 354.1818 days)		The Basic lunar Year Numbers (360 days) For each Metonic Cycle
		Lunar years in each Metonic cycle	The Lunar years (354.1818days) Numbers For each Metonic Cycle	
M. Cycle 1	19 S. Year	19	19 Lunar Y. + 210.295 days	19 BLY (Basic Lunar Year) + 99.75d(days)
M. Cycle 2	38 S. Y	20	38 L. Y. +420.59d = 39 L. Y + 66.408 d	38 BLY+ 199.5 d
M. Cycle 3	57 S. Y	19	58 L. Y + 276.703 d	57 BLY+ 299.25d
M. Cycle 4	76 S. Y	20	77 L. Y +486.998 d = 78 L. Y +132.8162 d	76 BLY+399d = 77 BLY+39 days
M. Cycle 5	95 S. Y	19	97 L. Y + 343.111d	96 BLY+138.75d
M. Cycle 6	114 S. Y	20	116 L.Y +553.406d = 117 L. Y + 199.224d	115 BLY+ 238.5d
M. Cycle 7	133 S. Y	20	136 L. Y +409.519d= 137 L. Y +55.3374d	134BLY+ 338.25d
M. Cycle 8	152 S. Y	19	156 L. Y +265.6324d	153 BLY+438d= 154 BLY+78days
M. Cycle 9	171 S. Y	20	175 L. Y +475.9274d= 176 L. Y + 121.745d	173 BLY+ 17.75d
M. Cycle 10	190 S. Y	19	195 L. Y+ 332.0406d	192 BLY+ 277.5d
M. Cycle 11	209 S. Y	20	214L.Y +542.3356d= 215 L. Y +188.1538d	211 BLY+ 37.25d = 212 BLY+ 17.25d
M. Cycle 12	228 S. Y	20	234 L. Y +398.4488d= 235 L. Y +44.267d	231 BLY+117d
M. Cycle 13	247 S. Y	19	254 L. Y +254.652d	250BLY+ 216.75d
M. Cycle 14	266 S. Y	20	273 L. Y +464.857d= 274 L. Y + 110.675d	269 BLY+216.5d
M. Cycle 15	285 S. Y	19	293 L. Y +320.9702d	288 BLY+416.25d= 289 BLY+56.25d
M. Cycle 16	304 S. Y	20	321L. Y +531.2653d= 313 L. Y +17.0834d	308 BLY+156d
M. Cycle 17	323 S. Y	20	332 L. Y +387.378d= 333 L. Y + 33.1966d	327 BLY+255.75d
M. Cycle 18	342 S. Y	19	352L.Y+ 243.4916d	346 BLY+ 355.5d
M. Cycle 19	361 S. Y	20	371L.Y +453.7866d= 372 L. Y + 99.60486d	365 BLY+455.25d= 366 BLY+ 95.25d
M. Cycle 20	380 S. Y	19	391 L. Y + 309.8992d	385 BLY+195d
M. Cycle 21	399 S. Y	20	410 L. Y + 520.1948d= 411 L. Y +166.013d	404 BLY+294.75 d
M. Cycle 22	418 S. Y	20	430 L. Y +376.308d 431 L. Y +22.12626d	423 BLY+394.5d= 424 BLY+ 34.25d
M. Cycle 23	437 S. Y	19	450 L. Y + 232.4212d	443 BLY+ 134.25d
M. Cycle 24	456 S. Y	20	469 L. Y +442.7162d= 470 L. Y + 88.5344d	462 BLY+ 234d
M. Cycle 25	475 S. Y	19	489 L. Y +298.829d	481 BLY+ 333.75d
M. Cycle 26	494 S.	20	508 L. Y + 509.1244d= 509 L. Y + 154.9426d	500 BLY+433.5d= 501 BLY+ 73.5d
M. Cycle 27	513 S. Y	20	528 L. Y +365.2376d=	520 BLY+173.25d

IN THE ALMIGHTY GOD NAME
Through the Mother of God mediation

I do this research

			529 L. Y +11.0558d	
M. Cycle 28	532 S. Y	19	548 L. Y +221.3508d	539 BLY+273d
M. Cycle 29	551 S. Y	20	567 L. Y +431.6458d= 568 L. Y + 77.464d	558 BLY+ 372.75d= 559 BLY+ 12.5d
M. Cycle 30	570 S. Y	19	587 L. Y + 287.759d	578 BLY+ 112.5d
M. Cycle 31	589 S. Y	20	606 L. Y + 498.054d= 607 L. Y + 143.8722d	597 BLY+ 212.25d
M. Cycle 32	608 S. Y	20	626 L. Y + 354.1872=627 L. Y	616 BLY+ 312d
M. Cycle 33	627 S. Y	19	646 L. Y + 210.295	635 BLY+ 441.75d = 636BLY+51.75d
M. Cycle 34	646 S. Y	20	665 L. Y + 420.5754d= 666 L. Y + 66.3936d	655 BLY+151.5d
M. Cycle 35	665 S. Y	19	685 L. Y + 276.6886d	674 BLY+ 251.25 d
M. Cycle 36	684 S. Y	20	704 L. Y +486.9836d= 705 L. Y ++132.801d	693 BLY+ 351 d
M. Cycle 37	703 S. Y	19	724 L. Y + 343.096d	712 BLY+ 450.75d =713BLY+90.75d
M. Cycle 38	722 S. Y	20	743 L. Y + 553.391d= 744 L. Y + 199.2092d	732 BLY+190.5d
M. Cycle 39	741 S. Y	20	763 L. Y +409.5042d= 764 L. Y + 55.3224d	751BLY+289.5d
M. Cycle 40	760 S. Y	19	783 L.Y + 265.6174d=	770BLY+389d= 771 BLY +29 days

The Previous Table Study classified into 2 parts

First Part : The study of the column of the modified lunar year (which equals 354.1818days)

- 1- **Each 32 Metonic Cycles** the last day of modified lunar year (equals 354.1818 days) corresponds with the last day of Metonic cycle which is the Sidereal Year last day where the lunar modified years equal 627 lunar years that equals 608 sidereal years perfectly.
- 2- The difference days between the Modified lunar year with the Metonic Cycle moves in Cycle and decreases as following (66.4- 55.33- 44.26- 33.19- 22.126- 11.0558 – 0.00 days) at 98 years interval (98 modified Lunar years – which equals 354.1818 days)
- 3- The modified Lunar years number for each Metonic Cycle shown in the table, and I found the following Modified Lunar Year order "**19-20-19-20-19-20**" repeats once with each Cycle consist of 627 modified Lunar year
 - a. That means with the last day of the Metonic Cycle No. 32 which equals 608 Sidereal Years but equals 627 Modified lunar year. after this Cycle ends, and starts the new one the modified lunar year order 19-20-19-20-19-20 will repeat once again as a mark for the new Cycle starting (this order in table marks by Gray color)
 - b. We can call the Metonic Cycle no. 32 a Cycle for the modified Lunar year with the Metonic Cycle (this Cycle in Table remarked by Yellow)

Second Part: The Study Of The column of the Basic Lunar Year (equals = 360 Days)

- 1- We see in the table the day common fractions spread through the cycles but these fractions unify to be one day each 4th Metonic Cycle which equals 76 Sidereal years (that similar to the Sidereal Year, 3 years equals 365 days and the 4th year is 366 days).....
- 2- but after 4th Metonic Cycle the last day of Basic Lunar year (which equals 360 days) doesn't correspond the last day of the Metonic Cycle because there are 39 days addition to the Basic Lunar years (means 76 Sidereal years = 77 Basic Lunar Years +39 days). And with the following cycles this number increases regularly by addition 39 days each 76 Sidereal years. (so after more 76 years we finds at the 8th Metonic Cycle 154 Basic Lunar Year + 78 days.... And that continues)
- 3- But at Metonic Cycle No. 40th which equals 760 Sidereal Years we find this number equals 771 Basic Lunar years + **29 days**, and that means the rest days **decreased**

from 39 days to be 29 days during period (760 Sidereal Years -76 Sidereal years = 684 years) and this is the difference between the Metonic Cycle No. 4 and Metonic Cycle No. 40...and all that says... **EACH 684 SIDEREAL YEARS, THE REST DAYS DECREASE 10 DAYS**

- 4- Now we know that 39 days prevented the basic lunar year to end in the same day with the 4th Metonic Cycle, and we know this period 39 days decreases by 10 days each 684 sidereal years, and that means we need four Cycles which will decrease the 39 days to be (-1 day) which is the most near to the metonic Cycle.
- 5- Now we need 4 Cycles of the period 684 years where **These 4 Cycles Equals 2736 Sidereal Years**
- 6- And based on that the 2736 Phenomenon was a Metonic Cycle and this period was needed to Correspond the Basic Lunar year with the last day of Metonic Cycle (the Basic Lunar Year equals 360 days – the bible year which no one considers in modern life)
- 7- Now we saw 39 days which found in Metonic Cycle No. 4, have decreased as (10/10/10/9) at interval 684 Sidereal years for each 10 days, by that we found the 2737 Egyptian phenomenon for which we researched,
- 8- But still there are two questions, first about the number because we got the Cycle of 2736 Sidereal Years and not 2737 Sidereal Years, and the second question about the last day we need because 39 equals (10/10/10/9) and the decreasing **EACH 684 years equals 10 days** and that means the last cycle will have -1 day

We still have 2 question to answer respectively

The First Question

says we got relation to the Cycle 2736 Sidereal years and not to 2737 Sidereal years phenomenon?

And how 2736 Cycle related to 2737 Cycle?

the answer

As we know Metonic Cycle is 6939.75days

We know Saros Cycle is 6585.35 days

And the difference between both is 354.2 days

Which equals a modified lunar year approximately..

IN THE ALMIGHTY GOD NAME

Through the Mother of God mediation

I do this research

While Metonic Cycle connected to Saros Cycle completely because the Metonic Cycle is The lunar Orbit Cycle and Saros Cycle is The Eclipse Cycles that made by the Moon itself.. all that say to us, there's great connection between both Cycles..

Because there's a complete year difference between them (regardless the explanation of How that occur!)

And we see this Cycle 2736 Sidereal years needs **a complete sidereal year** to be our phenomenon 2737 ...

So Both connected with Great Relation

While the first one depends on the Metonic Cycle that means the second also does.

The Second question about the minus day

39 days we found and the decreasing is 10 days each 684 Sidereal years means after 4 Cycles (2736 Sidereal years) the number 39 will decrease to be -1 day.. means the Metonic Cycle will finish after the last Basic lunar year day with one complete day..

So each 2736 Sidereal years we have -1 day

So this Cycle will continues to be 10 (-10) days and to consume in one Cycle 3736 Sideral Years

Where 27360 Sidereal years = 1440 Metonic Cycles (which we may call astronomy full day where the solar day equals 1440 Minutes).

A comment on

The Egyptian Astronomic Phenomenon 2737

I'm very surprised that there's no any study dealt "the 2737 Egyptian astronomic phenomenon"!

I see that not logical because the phenomenon tells us there were other people understood perfectly the universe astronomy and they gave us a great gift by building the great three pyramids as a references to such phenomenon, so why the modern astronomy doesn't try to compare our knowledge with theirs through encourage the studies and reports about this 2737 Egyptian astronomic phenomenon.. actually it's illogical to neglect such very great gift we didn't work for, but even got it without any payments or efforts, and its data are available to us to compare our knowledge with ancient knowledge and correct ourselves if it's necessary!!

5-3 Is there an Earthquake, will be done as a result for the 2737 phenomenon?

- Earth moves toward the sun 1 km daily ... means during 8211 years (2737 years x 3) the Earth moves 3 million km toward the sun
i.e. Earth Orbital distance was 153 million km and become now 150 million km

- The greatest Earthquake may be done during 17/7/2018 to 28/7/2018

AUTHOR CURRICULUM VITAE

<https://rudn.academia.edu/GergesTawadrous/CurriculumVitae>

CONTACTS

- **Name** : **Gerges Francis Tawdrous**
- **Mobil** : +201022532292
- **Telephone** : +222550186
- **E-mail** : georgytawdrous@yandex.ru
mrwaheid1@yahoo.com
- **Address** : 11 Mohmed Rageb St – madenet El Saada
El Materiya – Cairo – Egypt

EDUCATION

(All Certificates
Are Attached)

- **Moscow -Russia** –Peoples Friendship University
Of Russia –Since 2009 Till 2013 –Faculty Of Science.
- **Nizhniy Novgorod –Russia-** The Russian Language
Training Course 2007- 2008.
- **Goethe institute - Cairo** – 2001 to 2007
- **Ain Shams University - Cairo-** Bachelor Degree Of
Commerce -2000

LANGUAGES

I provide the following translation

- English into Arabic and vice versa
- Russian into Arabic
- German into Arabic
- Translation, Proofreading, and Editing.
- The rate around 3500 words daily

SERVICES

**WORK
EXPERIENCE**

- I have worked as freelance translator since 2003 till now, so I gained a great expertise in different fields.
- I achieved special experience in the legal, economic & technical fields, So I provide the perfect translation for the contracts, agreements, memorandums, specifications, laws, decrees, ...etc.
- I provide the English authenticated translation (acceptable by all courts, official organizations and the foreign embassies)

COMPUTER SKILLS

I am an experienced computer user, I work with MS Office (Word, Excel, etc.), Reader, Adobe Acrobat (full), WinZip, WinRar, etc.

**PERSONAL
DATA**

- **Date of Birth** : 09/10/1974 – Cairo.
- **Martial status** : Single
- **Nationality** : Egyptian
- **Religion** : Christian

BEST REGARDS

IN THE ALMIGHTY GOD NAME
Through the Mother of God mediation

I do this research

РОССИЙСКАЯ
ФЕДЕРАЦИЯ



г. Москва

ФЕДЕРАЛЬНОЕ ГОСУДАРСТВЕННОЕ
БЮДЖЕТНОЕ ОБРАЗОВАТЕЛЬНОЕ
УЧРЕЖДЕНИЕ ВЫСШЕГО
ПРОФЕССИОНАЛЬНОГО ОБРАЗОВАНИЯ

«Российский университет
дружбы народов»

АКАДЕМИЧЕСКАЯ
СПРАВКА

АВ 3048222

5429/н

(регистрационный номер)

11 сентября 2012

года
(дата выдачи)

Фамилия, имя, отчество

Гергес Фрэнсис Тавдрус Гергес

Дата рождения

09 октября 1974 года

Предыдущий документ об образовании

Сертификат о полном среднем образовании, 1994 год, Египет

Вступительные испытания прошел

Поступил (а) в

2010 году в Государственное образовательное учреждение высшего профессионального образования «Российский университет дружбы народов» (очная форма)

Завершил (а) обучение в

2012 году в Федеральном государственном бюджетном образовательном учреждении высшего профессионального образования «Российский университет дружбы народов» (очная форма)

Нормативный период обучения по очной форме 4 года

Направление/специальность Физика

Специализация не предусмотрена

Курсовые работы:

1. По молекулярной физике, удовлетворительно
2. По информатике, удовлетворительно

Практика:

не проходил

Итоговые государственные экзамены:

не сдавал

Выполнение выпускной квалификационной работы

не выполнял

Продолжение см. на обороте

Ректор

Декан

Секретарь



Документ содержит количество листов:

Лист №1

Государственное образовательное учреждение
высшего профессионального образования
Российский университет дружбы народов

ЗАЧЕТНАЯ КНИЖКА № 1032104509

Гергес Франсис Тавдрус Гергес
(фамилия, имя, отчество)

Египет
(Гражданство)

Физ.-мат.
(факультет)

НФ6+Д
(Специальность)

243/Н от 20.10.2010
(№ и дата приказа о зачислении)

Личная подпись студента
01.11.2010
Дата выдачи зачетной книжки

(Подпись)
(Проректор)

(Подпись)
(Декан факультета)

Все студенты обязаны сдавать экзамены за полный курс каждого предмета, вошедшего в учебные планы, а также сдавать зачеты по практическим работам после того, как данный курс прослушан студентом полностью.

Каждому студенту выдается единый студенческий билет и единая зачетная книжка. В зачетную книжку заносятся все предметы, обязательные для прохождения, оценки по экзаменам и зачетам.

Оценка в зачетной книжке проставляется лицами, проводившими экзамены и принимавшими зачеты.

При отчислении студента из Университета или переводе его в другое учебное заведение зачетная книжка сдается в Отдел учета студенческих кадров.

На время зимних и летних каникул зачетная книжка сдается в деканат.

ФЕДЕРАЛЬНОЕ АГЕНТСТВО ПО ОБРАЗОВАНИЮ



Государственное образовательное учреждение
высшего профессионального образования
"Нижегородский государственный университет
им. Н.И. Лобачевского"

СЕРТИФИКАТ

О ПОДГОТОВКЕ К ПОСТУПЛЕНИЮ В ВУЗ
(ПРЕДВУЗОВСКОЙ ПОДГОТОВКЕ)

Настоящий сертификат выдан в том, что

Гергес Фрэнсис Тавдроус Гергес

(*Gerges Francis Tawdrous Gerges*)

Гражданство, дата рождения

Egipet, 09.10.74.

Успешно завершил(а) курс предвузовской подготовки

Документ об образовании, подтверждающий право поступления в высшее учебное заведение:

Сертификат о законченном полном среднем образовании

Поступил(а)

23. 11. 2007 г.

на подготовительное отделение факультета иностранных студентов

Завершил(а) обучение

20. 06. 2008 г.

Профиль предвузовской подготовки:

естественнонаучный

РЕЗУЛЬТАТЫ ПРЕДВУЗОВСКОГО ОБРАЗОВАНИЯ

За время обучения сдал(а) зачеты, промежуточные и итоговые экзамены по следующим дисциплинам:

Наименование дисциплин	Число часов аудиторных/общих занятий	Итоговая отметка
1. Русский язык	580 (870)	хорошо
2. Математика	180 (270)	удовлетворительно
3. Физика	144 (216)	хорошо
4. Химия	90 (136)	хорошо
5. Информатика	64 (96)	хорошо
6. Культура речи	140 (210)	удовлетворительно

Всего:

1198 (1770)

Ректор

Р. Г. Стронгин

ЛИЦЕНЗИЯ Сер. Я № 268-07 от 29 апреля 2007 года
ФЕДЕРАЛЬНАЯ СЛУЖБА ПО НАДЗОРУ В СФЕРЕ ОБРАЗОВАНИЯ И НАУКИ

Per. № 670 "24" июня 2008 г.



г. Нижний Новгород

зам. декана

IN THE ALMIGHTY GOD NAME
Through the Mother of God mediation
I do this research

IELTS™

Test Report Form

ACADEMIC

NOTE Admission to undergraduate and post graduate courses should be based on the ACADEMIC Reading and Writing Modules.
GENERAL TRAINING Reading and Writing Modules are not designed to test the full range of language skills required for academic purposes.
It is recommended that the candidate's language ability as indicated in this Test Report Form be re-assessed after two years from the date of the test.

Centre Number EG001

Date 24/SEP/2016

Candidate Number 005010

Candidate Details

Family Name GERGES

First Name GERGES FRANCIS TAWDROUS

Candidate ID 27410090102716



Date of Birth 09/10/1974

Sex (M/F) M

Scheme Code Private Candidate

Country or Region of Origin

Country of Nationality EGYPT

First Language ARABIC

Test Results

Listening 5.5

Reading 7.0

Writing 5.0

Speaking 5.5

Overall Band Score 6.0

CEFR Level B2

Administrator Comments

Empty box for Administrator Comments

Centre stamp



Validation stamp



Administrator's Signature

Date 04/10/2016

Test Report Form Number

16EG005010GERG001A



The validity of this IELTS Test Report Form can be verified online by recognising organisations at <http://ielts.ucles.org.uk>

Gerges Francis Tawadrous/

38

2nd Course student – physics Faculty – People's Friendship University – Moscow –Russia..

mrwaheid1@yahoo.com mrwaheid@gmail.com

+201022532292



GOETHE-INSTITUT
KAIRO/ALEXANDRIA
المركز الثقافي الألماني

قسم اللغة
Sprachabteilung in Kairo
Sprachkurse und Pädagogische Verbindungsarbeit
13 Sh. Hussein Wassef,
Midan El-Missaha- Dokki
Tel: 02/7484500 - 7484501 Fax: 02/3354702
e-mail:sprache@cairo.goethe.org

Teilnahmebescheinigung

Hiermit wird bestätigt, dass
Herr Gerges Francis Tawdrous,
geb. am 09.10.1974 in Kairo/Ägypten,

in der Zeit vom 23.09.2006 bis zum 21.12.2006
am Goethe-Institut Kairo an einem

Deutschkurs der Niveaustufe B2

(Stufe 3 von 4 auf dem Niveau B2 des Gemeinsamen Europäischen Referenzrahmens)

teilgenommen hat.

Das Niveau des Kurses entspricht 600 Stunden Deutschunterricht.

Kairo, den 08.01.2007

Leiterin der Spracharbeit



www.goethe.de/cairo

Author Other Papers

I- The Holy Bible Studies

The Tabernacle Geometrical Structure

<http://vixra.org/pdf/1701.0344v1.pdf>

II- The Physics & Astronomy Studies

Theory of Matter Creation (Lorentz Length Contraction Reason) (part I)

<http://vixra.org/abs/1812.0459>

Earth Circumference

<http://vixra.org/abs/1812.0434>

The Solar Day Production

<http://vixra.org/abs/1812.0426>

The Moon Orbital Motion

<http://vixra.org/abs/1812.0200>

Pluto Velocity Analysis

<http://vixra.org/abs/1812.0160>

The Moon Motion is A Relativistic Motion

<http://vixra.org/abs/1812.0132>

Why Energy has Different Forms?

<http://vixra.org/abs/1812.0116>

Pluto Data Shows a Relationship with Earth

<http://vixra.org/abs/1812.0036>

The Solar Group is One Geometrical Structure

<http://vixra.org/abs/1811.0523>

The Moon Orbit Analysis

<http://vixra.org/abs/1811.0422>

The Moon Geometry

<http://vixra.org/abs/1811.0389>

1st Degree in Physics Needs 24 Years!! (My Story)

<http://vixra.org/abs/1811.0339>

The Moon Motion Trajectory

<http://vixra.org/abs/1811.0313>

"Neptune Data shows The Solar Group Geometry"(Part2)

<http://vixra.org/abs/1811.0188>

"Neptune Data shows The Solar Group Geometry"

<http://vixra.org/abs/1811.0178>

Solar Planet Motion Trajectory Is A Square (Proves2)

<http://vixra.org/abs/1811.0163>

Solar Planet Motion Trajectory Is A Square (Proves)

<http://vixra.org/abs/1811.0147>

Solar Planet Motion Trajectory Is A Square And Not An Ellipse

<http://vixra.org/abs/1811.0135>

Solar Planets Motions Trajectory is A Pyramid or A Cone? (Part II)

<http://vixra.org/abs/1811.0096>

Solar Planets Motions Trajectory is a Pyramid (Part i)

<http://vixra.org/abs/1811.0076>

The Solar Group Geometrical Structure is A Pyramid (Revised)

<http://vixra.org/abs/1811.0060>

Earth Axial Tilt

<http://vixra.org/abs/1811.0013>

The Observer Effect On The Observation Results (Space = Energy=mc²)

<http://vixra.org/abs/1810.0343>

Definition of Space (Revised)

<http://vixra.org/abs/1810.0307>

Does The Moon move by Gravity?

<http://vixra.org/abs/1810.0089>

Kepler 3rd Law Explanation (a Claim Against Nobel Prize Board Decision in Physics 2018)

<http://vixra.org/abs/1810.0053>

Metonic and Saros Cycles Harmony Reason

<http://vixra.org/abs/1809.0559>

The Solar Group Main Equation (Part 2)

<http://vixra.org/abs/1809.0468>

The Solar Group Main Equation

<http://vixra.org/abs/1809.0186>

The Solar Group Main Energy

<http://vixra.org/abs/1809.0152>

Jupiter Uranus Distance (Metonic Cycle Reason) (revised)

<http://vixra.org/abs/1809.0043>

"Metonic Cycle proves,, Solar Planets Motions depend on Their Cooperation,,

<http://vixra.org/abs/1808.0566>

Mercury Day = 3 Mercury rotation periods =2 Mercury orbital periods, Why?

<http://vixra.org/abs/1808.0588>

Mercury Jupiter Distance (revised)

<http://vixra.org/abs/1808.0495>

The Solar Group is One Machine (Proves)

<http://vixra.org/abs/1808.0081>

Solar Planet Gravity Equation

<http://vixra.org/abs/1808.0012>

The Moon Orbit Geometrical Structure (revised)

<http://vixra.org/abs/1807.0449>

84 Minutes are Required for Mercury Day

<http://vixra.org/abs/1807.0412>

Pluto was "The Mercury Moon"

<http://vixra.org/abs/1807.0331>

Saturn Data Proves Mars Immigration

<http://vixra.org/abs/1807.0301>

Mars Immigration Proves (Revised)

<http://vixra.org/abs/1807.0268>

Solar Planet Motion

<http://vixra.org/abs/1807.0220>

Mercury Velocity

<http://vixra.org/abs/1807.0208>

Solar Planet Diameter Creation Rule

<http://vixra.org/abs/1807.0208>

All Manuscripts

<https://rudn.academia.edu/GergesTawadrous>

contacts

Gerges Francis Tawdrous

TEL **+201022532292**

E-mail georgytawdrous@yandex.ru

LinkedIn <https://eg.linkedin.com/in/gerges-francis-86a351a1>

Facebook <https://www.facebook.com/gergis.tawadrous>

Academia <https://rudn.academia.edu/GergesTawadrous>

All papers

<https://www.slideshare.net/search/slideshow?searchfrom=header&q=gerges+francis+papers+>