

Visualizing the escape paths of quaternion fractals

S. Halayka*

September 24, 2018

Abstract

The escape paths of the points in some quaternion fractal sets are visualized.

1 Escape paths that do not reach infinity

As discussed in [1], a 3D scalar field of quaternion magnitudes (e.g. $|Z|$) results from calculating a quaternion fractal set when using a finite 3D lattice of regularly spaced points as input.

Here we will visualize the escape paths for those points that maintain a quaternion magnitude less than the infinity threshold value (e.g. 4.0) during the iteration process (e.g. 8 iterations).

The notion that the escape paths can make for nice visualizations was independently found by Paul Bourke [2]. Bourke's work was inspired by the Buddhabrot. Bourke's work focuses on the escape paths that reach infinity, whereas here we will focus on escape paths that do not reach infinity.

Here we will use Bezier curves and cylinders to draw the escape paths. The length of these 'shaggy' escape paths will be shortened to only 20% of the total length, giving the impression of an isotropic buzz cut.

Ultra high definition versions of the figures given in this paper can be found at [3].

*sjhalayka@gmail.com

2 Core C++ code

The C++ code to get a point along a Bezier curve, given by iforce2d on stackoverflow.com, is:

```
vector_3 get_bezier_point(vector<vector_3> points, const float t)
{
    int i = points.size() - 1;

    while (i > 0)
    {
        for (int k = 0; k < i; k++)
        {
            points[k].x += t * (points[k + 1].x - points[k].x);
            points[k].y += t * (points[k + 1].y - points[k].y);
            points[k].z += t * (points[k + 1].z - points[k].z);
        }

        i--;
    }

    return points[0];
}
```

The C++ code for drawing a cylinder in OpenGL 1.x, given by jyk on gamedev.net, is:

```
static const float rad_to_deg = 180.0f/pi;

vector_3 line = pos[i][j + 1] - pos[i][j];

glPushMatrix();

    glTranslatef(pos[i][j].x, pos[i][j].y, pos[i][j].z);

    const float line_len = line.length();
    line.normalize();

    float yaw = 0.0f;

    if (fabsf(line.x) < 0.00001 && fabsf(line.z) < 0.00001)
        yaw = 0.0f;
    else
        yaw = atan2f(line.x, line.z);

    float pitch = -atan2f(line.y, sqrtf(line.x*line.x + line.z*line.z));

    glRotatef(yaw*rad_to_deg, 0.0f, 1.0f, 0.0f);
    glRotatef(pitch*rad_to_deg, 1.0f, 0.0f, 0.0f);

    glCylinder(glu_obj, 0.005, 0.005, line_len, 20, 2);

glPopMatrix();
```

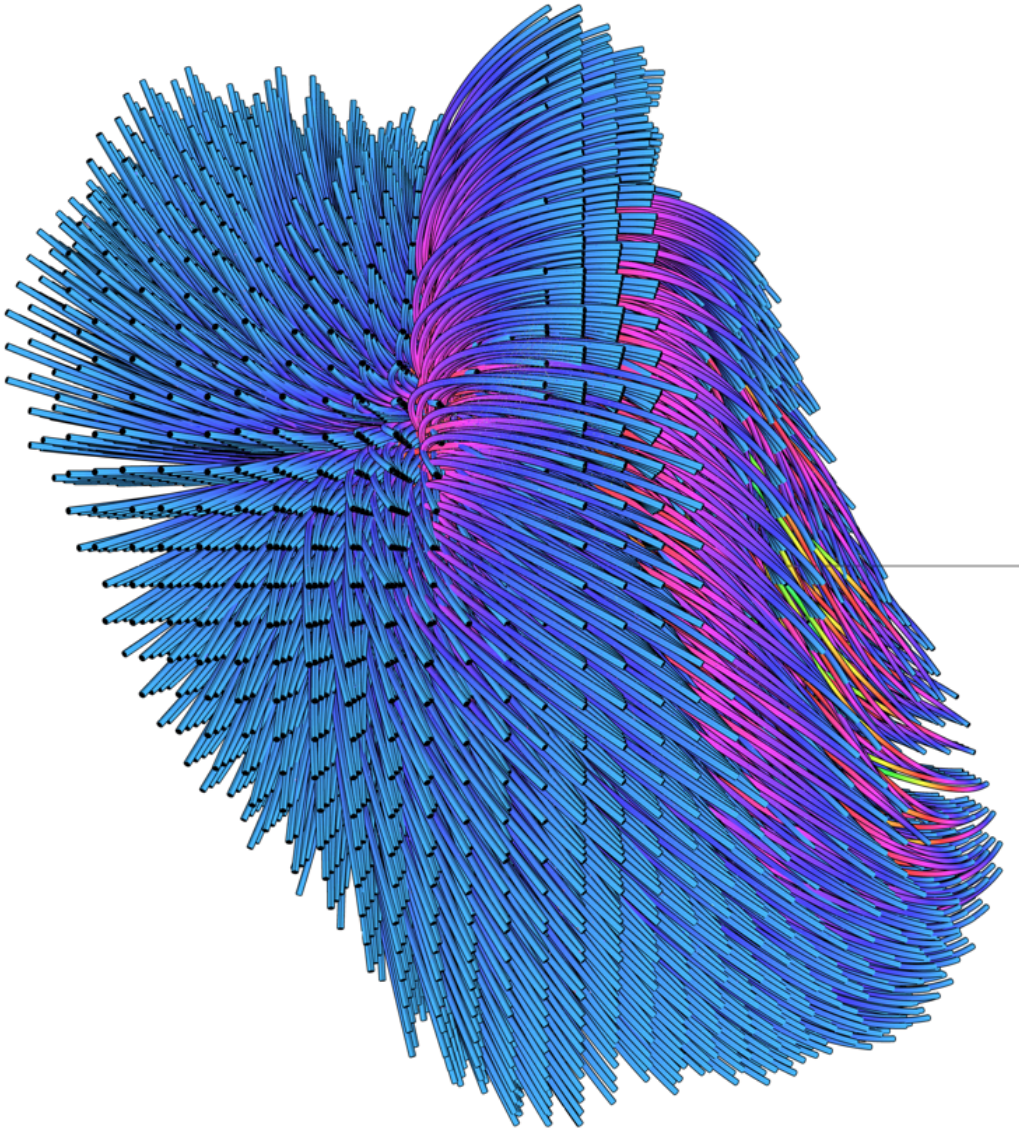


Figure 1: $Z' = Z^2 + C$, where $C_{xyzw} = 0.3, 0.5, 0.4, 0.2$.




Figure 2: $Z' = Z^3 + C$, where $C_{xyzw} = 0.3, 0.5, 0.4, 0.2$.

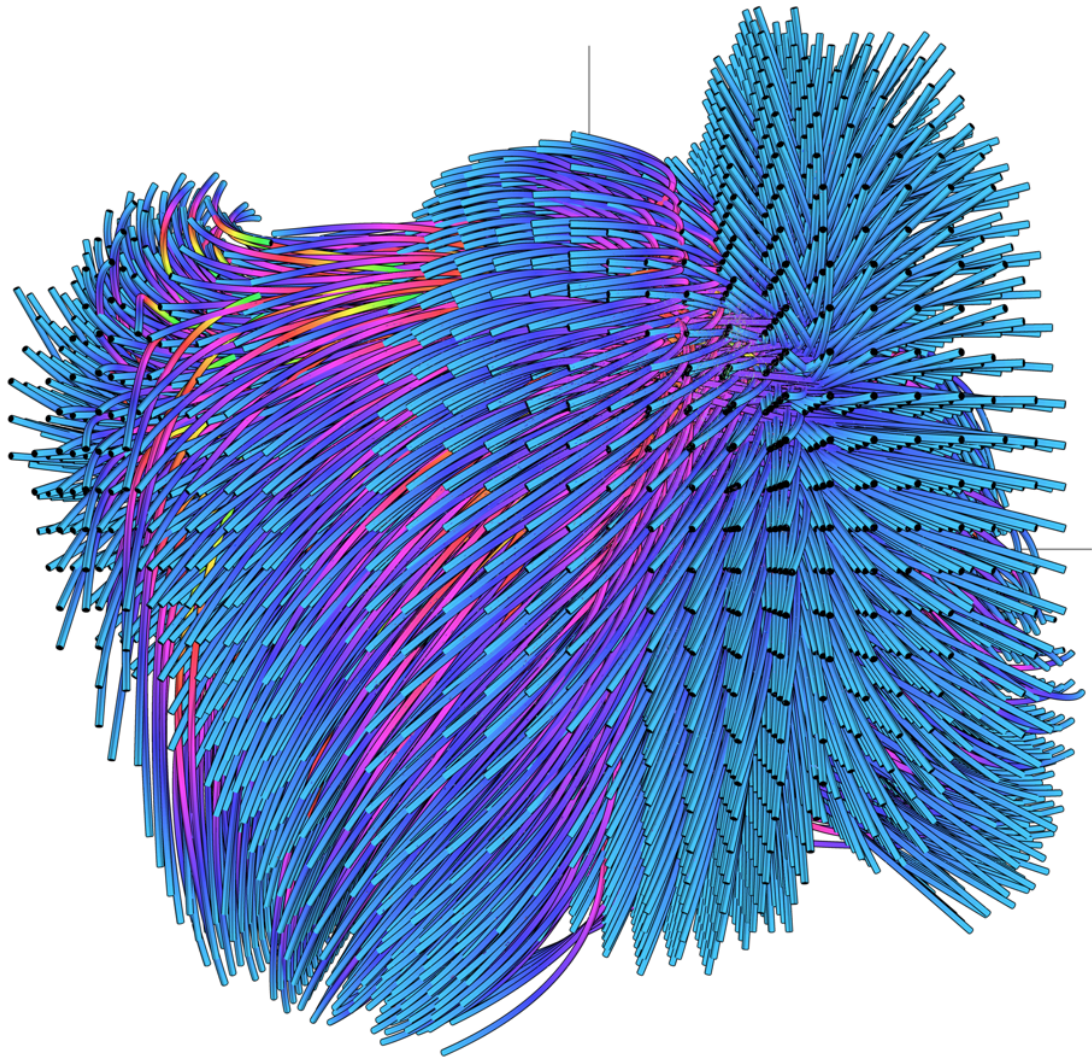


Figure 3: 'Pinhead': $Z' = Z^4 + C$, where $C_{xyzw} = 0.3, 0.5, 0.4, 0.2$.




Figure 4: $Z' = Z^5 + C$, where $C_{xyzw} = 0.3, 0.5, 0.4, 0.2$.




Figure 5: $Z' = \sin(Z) + C \cdot \sin(Z)$, where $C_{xyzw} = 0.3, 0.5, 0.4, 0.2$.

References

- [1] Halayka S. *Some visually interesting non-standard quaternion fractal sets* Chaos, Solitons & Fractals Vol. 41, Issue 5
- [2] Bourke P. <http://paulbourke.net/fractals/trajectories/>
- [3] Halayka S. <https://drive.google.com/uc?id=1G0xnkXQa0Rc3bv0Bxih4VYU01j-RJI4G&export=download>