

Universal pattern leading to proton radius puzzle solved

Abstract:

A unique pattern found in stockmarket graphs is found in all other graphs too. For instance at earthquake graphs, maybe able to predict earlier a break-out. Also leading to the proton, it's movement and even the solvent of the proton radius puzzle! Alpha, pi and proton get connected!

Author: J.Gielen

The heart-beat of the world

Here I present my found

universal cyclic pattern and accompanying fractal

within graphs of data-cycles.

With graphs of data-cycles I mean graphs like the ones in the stockmarkets, cryptocurrencies etc. but even so in graphs of earthquakes, climate-temperatures, consumer indexes, Baltic Dry Index, population grows etc. etc.

(How I got there is too difficult to write down.)

The results are given:

In each graph you will find a pattern which resembles the following:

The heart-beat period of the world



The pattern is best described as follows:

The heart-beat period of the world

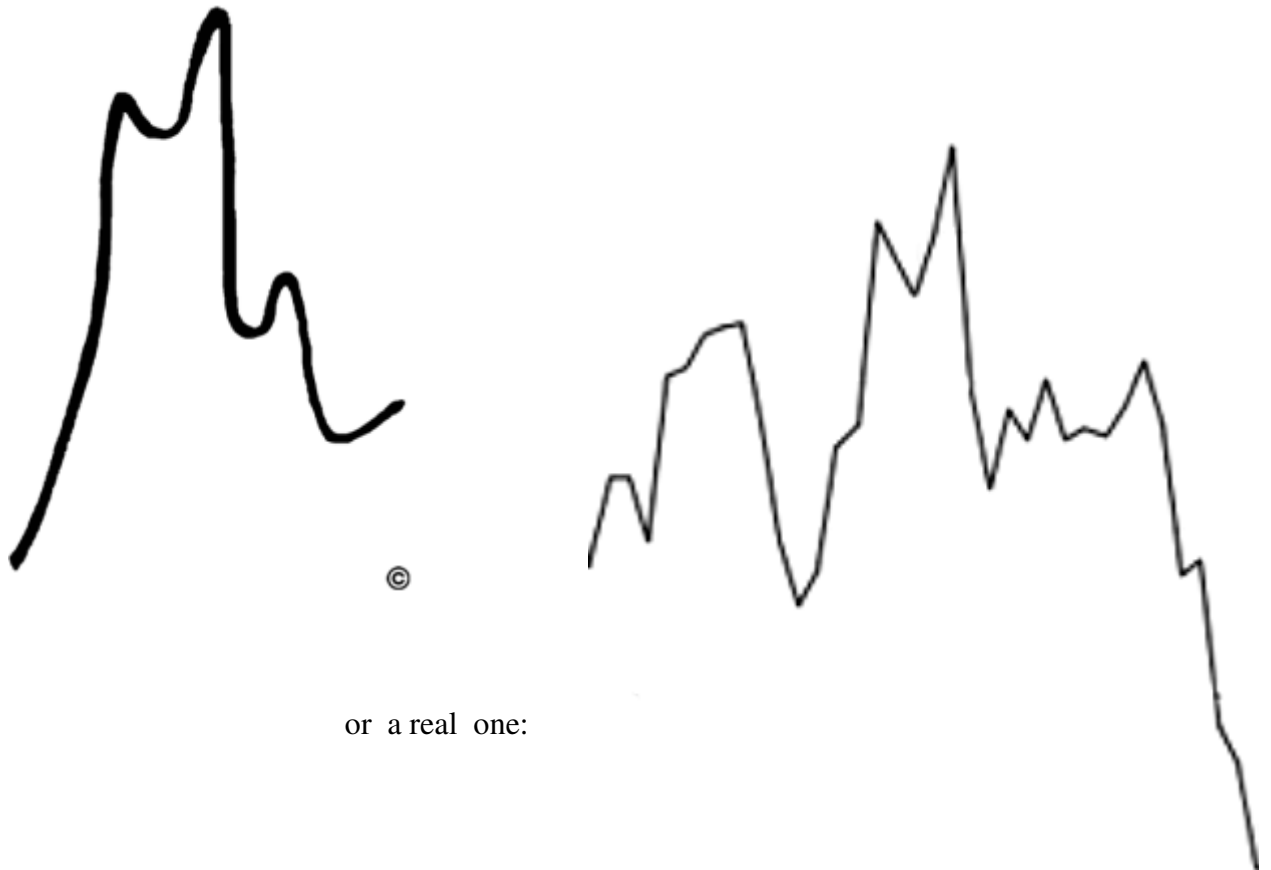


an other exemple:



This pattern consist of multiple fractals.

These fractals look like this:



or a real one:

or the gold one:



I call the fractals the heart-beat of the world!

Why?

you can find them everywhere in graphs.

Because the cryptocurrency-world is quite new, we get hundreds of "new" graphs for each coin/token.

At first they are/were chaotic, but slowly they adjust to.....they say "the bitcoin", but that isn't true!

They adjust to the heart-beat pattern of the world!!

Not only that.....have you ever asked why the BTC for instance, behave at all exchanges the same? If it drops 100 dollars at Bitfinex, it drops also immediately at Binance, OKex, Gate etc etc.!!

How do "they" know?

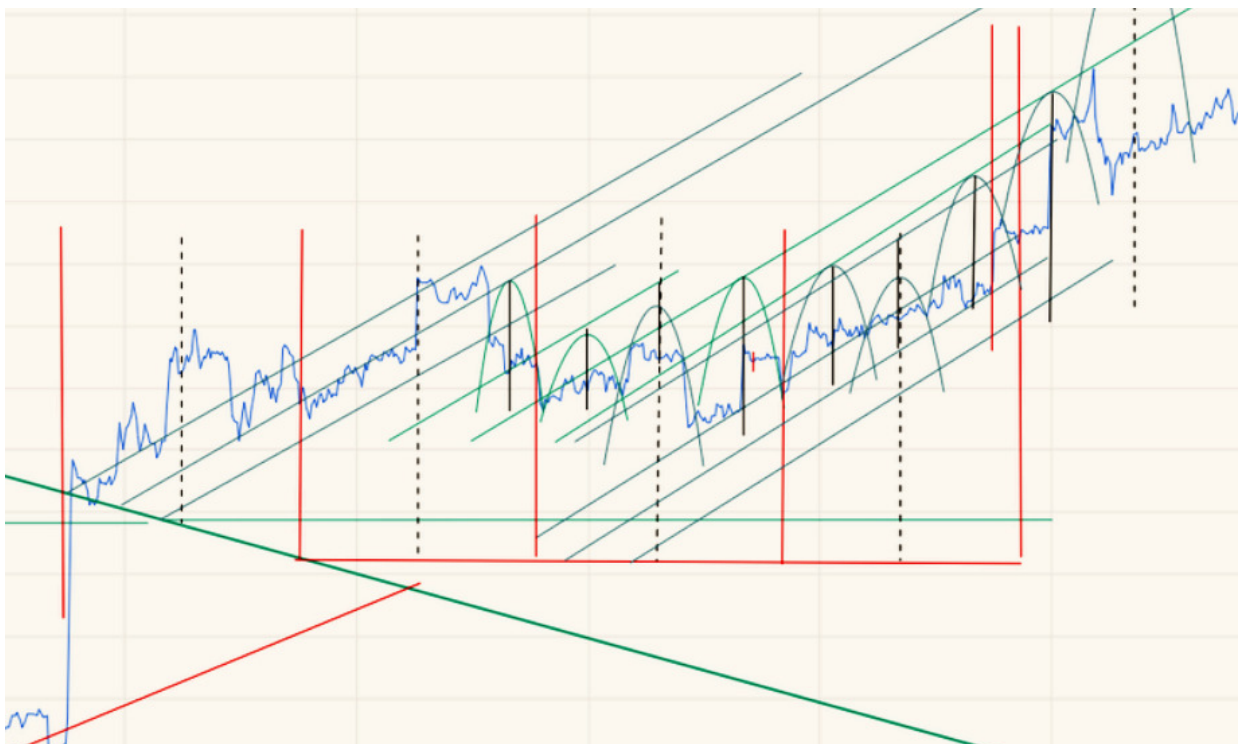
Because they all act (or the people/bots that buy/sell) in behalf of the heart-beat pattern, like some kind of collectivism!

Which pattern are we talking about?

I did find a period of 25,5 in the graph of the BTC in 2015 (from 25-11 to 20-12) and compared it with the period at the moment of following: 12-04-2018 to 18-04-2018.

There the period was 6 days and 6 hours. (= 150 hours)

I plotted it in the graph and when going along, I divided the period in 3 cones (just did for some reason)

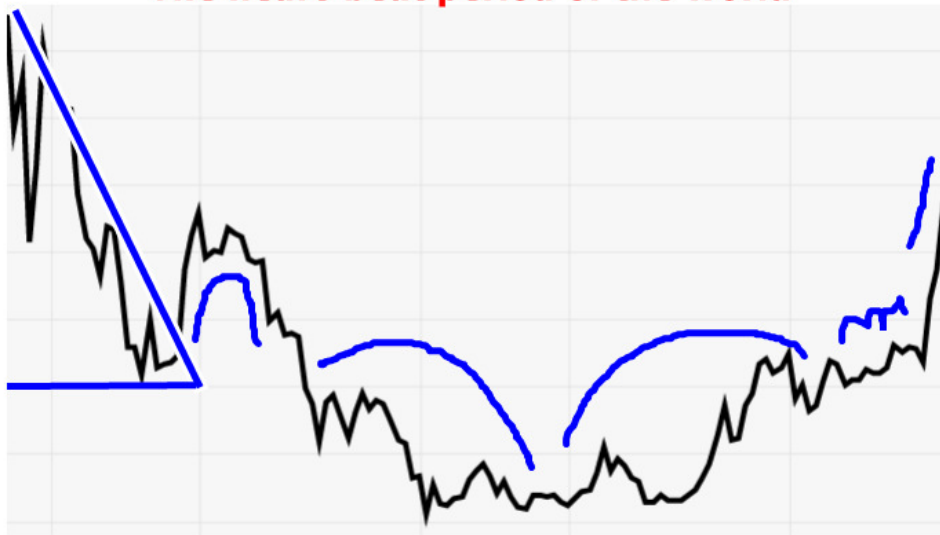


That meant: 150 hours = 50 hours a cone.

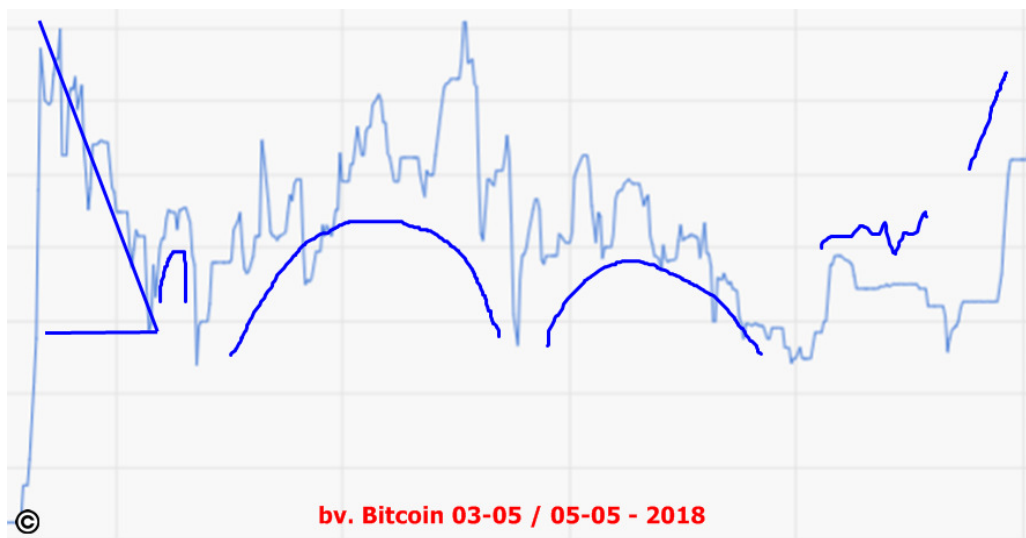
25,5 days in 2014 = 8,5 days in 2018 as a period.

And then I saw the pattern: first there's a triangle, then some sort of a gate, two "hills" or "bumps", some undefined ups-and-downs, ending in a tale upwards!

The heart-beat period of the world

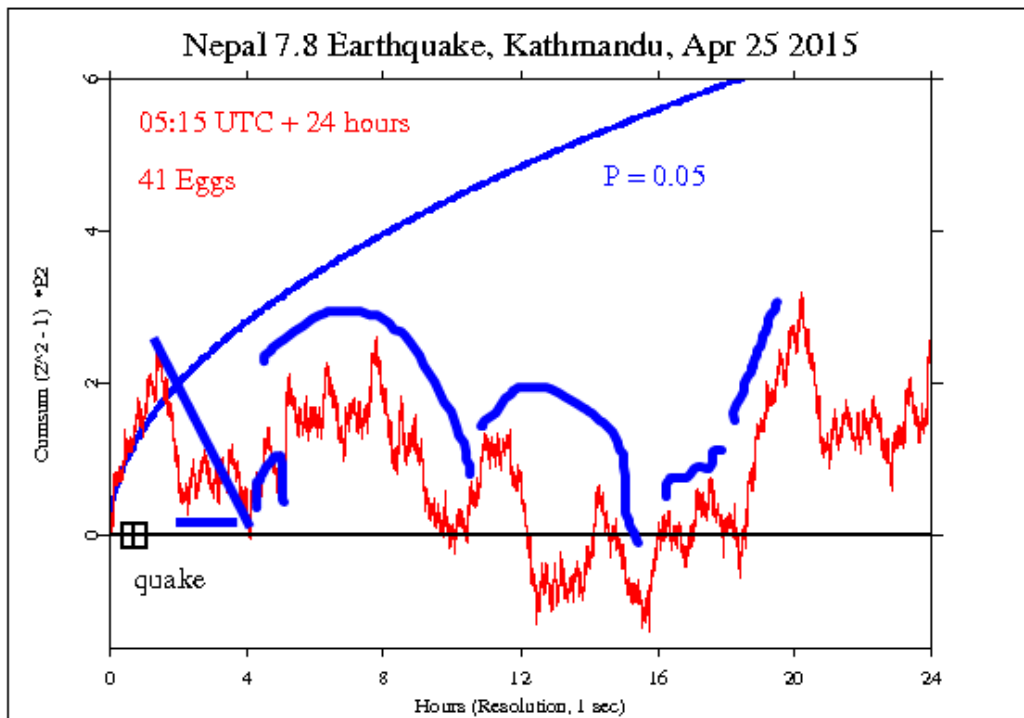


or this one:



If you look again you will see in the above pattern that it also consist of multiple times the period! Fractal-based!

or in an earthquake chart:

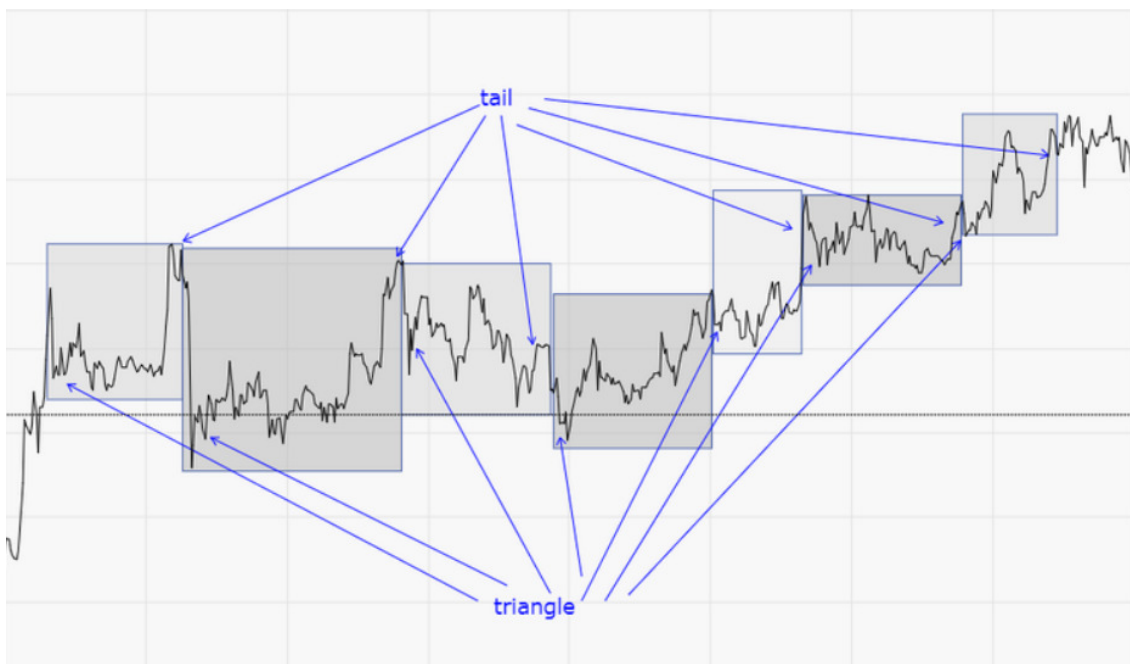


etc.etc.

THIS PATTERN YOU WILL FIND IN ANY GRAPH, AGAIN & AGAIN & AGAIN!

BIG, SMALL. HASTY DRAWN, DETAILED ETC. ETC.

for example:



It's even possible to take an old part of the chart (for instance btc from 2014) and to follow the today's movements of the stock-price! Predicting is this easy way up to 70-90% right! Trading gets useless if computers or AI know this.....??

Maybe you have seen the upwards move from BTC and altcoins on april 12?

Way up 1100 dollars: *"wow the bulls have overcome the bears"* was the comment in the news!

No way!! It has happened before several times, nothing special! Check it out in the btc-graphs from 2014, 2015, 2016, 2017!

Some way or another there's also a repeat of the pattern; but I can't figure out precisely how at the moment.

CYCLES:

Trying to know more about cycles I searched the internet. I bumped to an article talking about Kondratieff, Schumpeter and Armstrong.

Then it struck me: Armstrong had found a cycle of 8,6 years and 51,6 years and 309,6 years etc.!!

What did I have? 25,5 days and 50 hours globally.

Could it be that this was the same? So 51,6 days and 51,6 hours and 8,6 days???

It should be! But....how to proof that!

Also it raises the question:

WHERE DOES THIS PATTERN COME FROM?

Till

another thing came into view: $51,6^3 = 137388.096.....$

I know that figure 137! It's the inverse of alpha which is 0.007297352570

The inverse is 137.03599907.

Could it be that I could refine the cycle-periods to hours, minutes, seconds?

Armstrong had used them for days, weeks, months, years, centuries. So, a bit rough.

If I take the root to the third power of 137.03599907 then I get: 5.155588228

times 10 = 51.55588228 (days, hours, minute, seconds!)

51.55588228 / 6 = 8.592647047 !

51.55588228 x 6 = 309,3352937 (slightly of 309,6 - the bigger, the more the deviation).

So:

fine-structure constant α^{-1} recommended by CODATA = 137,03599967

$$\sqrt[3]{137,03599967} = 5,155588237$$

•

and:

fine-structure constant α^{-1} recommended by CODATA = 137,03599967

$$\frac{\sqrt[3]{137,03599967 \times 10}}{6} = 8,592647062$$

•

Have you ever heard of the **proton radius crisis**?

It means that till 2010 they had the proton radius set at 0.8770 fm. (with an electron)

But in 2010 a team in Mainz found out, with a muon, that the proton radius is "shrinked" to 0,8409 fm!

A deviation of 4%. A problem had entered the quantum physics world!

The problem hasn't yet been solved!

Maybe now?

Could it be that the fractal, found in graphs, could go all the way down to the proton, the building block of the universe?! Like matroesjka dolls!

**If so, then the proton-radius could be set at maybe
0,8592647062.....!**

The cyclic! movement of the proton could be defined by the found pattern!

(to see the movement of the inside of a proton (the quarks) look at:

<http://www.youtube.com/watch?v=aTFCKbZw8QY&feature=related>

(at 2.37 minutes)

COULD WE SAY:

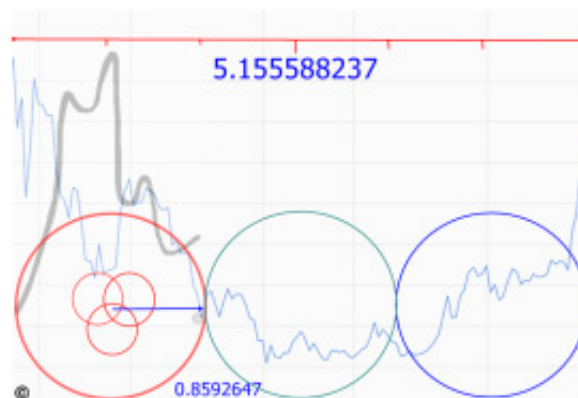
**THE PATTERN SHOWS THE PERIOD OF THE MOVEMENTS OF
THE PROTON**

&

THE PROTON IS ALSO GENERATING THE HEARTBEAT

!

(How exactly? That's stuff for scientists!)



More proof of this:

Could the (inverse of) alpha be wrong? Is it constant? That question isn't still being answered. They take it for yes at the moment. But if the size of the proton has been wrong, so can α !

Solet us say the inverse alpha is **137.0340036** ??!

Why? You will see!

Here we go:

fine-structure constant α^{-1} out of heart-beat period = 137,0340036

$$\sqrt[3]{137,0340036} = 5,15563204$$

•

-

fine-structure constant α^{-1} out of heart-beat period = 137,0340036

$$\frac{\sqrt[3]{137,0340036 \times 10^6}}{6} = 8,59260534$$

•

-

fine-structure constant α^{-1} out of heart-beat period = 137,0340036

$$\frac{\sqrt[3]{137,0340036 \times 10^{-15}}}{6} = 0,859260534^{-15}$$

proton-size

**BECAUSE:
TO MAKE IT ALL MORE BELIEVABLE**

finally:

fine-structure constant alpha
out of heart-beat proton period
= 137.0340036

$$\sqrt[3]{137,0340036} \times 10^{-15} \times 6^{19} = \pi$$

©

If we would take inverse alpha = 137.03599967 then 6^{19} would become $6^{18.99995\dots}$

Not so nice!

But why 6?

It should be 6.09356781 (which is 6^{19})

**So it could also be that we have
a proton radius of 0,8460623284 !!**

In formula:

fine-structure constant α^{-1} out of heart-beat period = 137,0340036

$$\frac{\sqrt[3]{137,0340036} \times 10^{-1}}{6^{19}} = 0,8460623284^{-15}$$

proton-size

©

**If this is right, then we all are moving
at the rhythm of all protons inside us, surrounding us!**

That's why we all, collectively, make graphs with patterns!

Why tiny earthquakes forecast the big ones, to be seen via the pattern!

Climate-change and temperature, CO2 etc can be checked upon validity.

etc.etc.

Yes, the proton is the building block of the universe and it's pattern of movements is shown into us, nature, fields, graphs.

**We are The Protons
and we dance like them!**

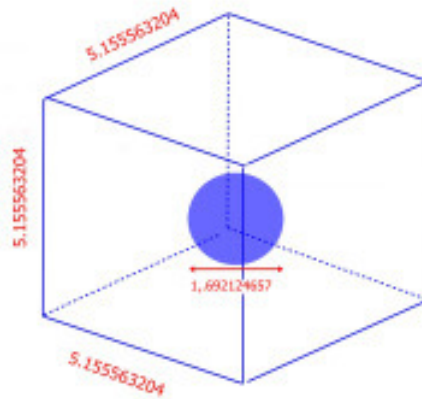
What's the meaning of 137,0340036?

Could it be the representation of the 3-dimensionality of the straight world?

Pi for the sphere

137.0340036 for the cube

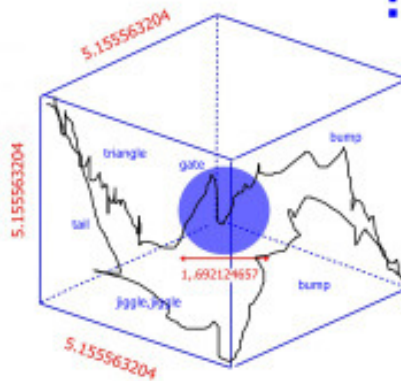
fine-structure constant alpha
out of heart-beat proton period
= 137.0340036



©

fine-structure constant alpha
out of heart-beat proton period
= 137.0340036

?!?



©

for the movement of the proton there is a nice presentation of an atom looking like it at 0.26 minutes at:

<https://www.youtube.com/watch?v=OnnnJIXvwN8>