
The Solar System Geometry (Part 8)
Special Relativity Hypothesis Reason (Matter Creation Theory)

By Gerges Francis Twadrous

2nd course student – Physics Department - Physics & Math Faculty –
Peoples' Friendship University – Moscow – Russia -2010-2013
TEL +201022532292 georgytawdrous@yandex.ru / mrwaheid@gmail.com

Abstract

Why there's No velocity higher than Light Velocity $C = 300000\text{km/sec}$?

Because

- The Matter is created from light beams coherence (according to Young Experiment- The Main Hypothesis)
- The Time is created as the Matter Changing measurement
- Our body (matter) is produced by the same method, from this light beams coherence
- Our bodies are connected with specific Light velocity and specific time rate because our bodies are produced by specific Light Beams coherence

What does that mean? ..i.e.

- If there's a light velocity higher than C we can't realize it, why? Because **Our Body defines** only this specific time which is produced from this specific light

Now we can see much better


- Why we can't understand easily the solar System geometry? Because NOT all data is available for us! And why NOT? **Because Our Body Connected Us To Specific Category Of Data...**
 - o So we connected to specific light beam (standard velocity C)And
 - o We connected to specific time defined by our body changes

So the Special Theory of Relativity is Correct

No Velocity higher than C is available in our Universe

Keywords: Special Theory Of Relativity- Light Velocity – The Solar System

S. Virgin Mary Assumption into Heaven.
Written in Cairo – Egypt
26th January 2018



IN THE ALMIGHTY GOD NAME
Through the Mother of God mediation
I do this research

Planetary Fact Sheet - Metric

	<u>MERCURY</u>	<u>VENUS</u>	<u>EARTH</u>	<u>MOON</u>	<u>MARS</u>	<u>JUPITER</u>	<u>SATURN</u>	<u>URANUS</u>	<u>NEPTUNE</u>	<u>PLUTO</u>
<u>Mass</u> (10 ²⁴ kg)	0.330	4.87	5.97	0.073	0.642	1898	568	86.8	102	0.0131
<u>Diameter</u> (km)	4879	12,104	12,756	3475	6792	142,984	120,536	51,118	49,528	2390
<u>Density</u> (kg/m ³)	5427	5243	5514	3340	3933	1326	687	1271	1638	1830
<u>Gravity</u> (m/s ²)	3.7	8.9	9.8	1.6	3.7	23.1	9.0	8.7	11.0	0.6
<u>Escape Velocity</u> (km/s)	4.3	10.4	11.2	2.4	5.0	59.5	35.5	21.3	23.5	1.1
<u>Rotation Period</u> (hours)	1407.6	-5832.5	23.9	655.7	24.6	9.9	10.7	-17.2	16.1	-153.3
<u>Length of Day</u> (hours)	4222.6	2802.0	24.0	708.7	24.7	9.9	10.7	17.2	16.1	153.3
<u>Distance from Sun</u> (10 ⁶ km)	57.9	108.2	149.6	0.384*	227.9	778.6	1433.5	2872.5	4495.1	5870.0
<u>Perihelion</u> (10 ⁶ km)	46.0	107.5	147.1	0.363*	206.6	740.5	1352.6	2741.3	4444.5	4435.0
<u>Aphelion</u> (10 ⁶ km)	69.8	108.9	152.1	0.406*	249.2	816.6	1514.5	3003.6	4545.7	7304.3
<u>Orbital Period</u> (days)	88.0	224.7	365.2	27.3	687.0	4331	10,747	30,589	59,800	90,588
<u>Orbital Velocity</u> (km/s)	47.4	35.0	29.8	1.0	24.1	13.1	9.7	6.8	5.4	4.7
<u>Orbital Inclination</u> (degrees)	7.0	3.4	0.0	5.1	1.9	1.3	2.5	0.8	1.8	17.2
<u>Orbital Eccentricity</u>	0.205	0.007	0.017	0.055	0.094	0.049	0.057	0.046	0.011	0.244
<u>Axial Tilt</u> (degrees)	0.01	177.4	23.4	6.7	25.2	3.1	26.7	97.8	28.3	122.5
<u>Mean Temperature</u> (C)	167	464	15	-20	-65	-110	-140	-195	-200	-225
<u>Surface Pressure</u> (bars)	0	92	1	0	0.01	Unknown*	Unknown*	Unknown*	Unknown*	0
<u>Number of Moons</u>	0	0	1	0	2	67	62	27	14	5
<u>Ring System?</u>	No	No	No	No	No	Yes	Yes	Yes	Yes	No
<u>Global Magnetic Field?</u>	Yes	No	Yes	No	No	Yes	Yes	Yes	Yes	Unknown
	<u>MERCURY</u>	<u>VENUS</u>	<u>EARTH</u>	<u>MOON</u>	<u>MARS</u>	<u>JUPITER</u>	<u>SATURN</u>	<u>URANUS</u>	<u>NEPTUNE</u>	<u>PLUTO</u>

<http://nssdc.gsfc.nasa.gov/planetary/factsheet/>

IN THE ALMIGHTY GOD NAME
Through the Mother of God mediation
I do this research

Contents

Subject	Page No.
Abstract	1
Planetary Fact Sheet - Metric	2
Contents	3
1- Introduction	4
2- Research Methodology	6
3- Matter Creation Theory	8
3-1 Double Slit Experiment	8
3-2 The Solar Planets Group	9
3-3 Earth moves with light velocity relative to the sun	10
3-4 Jupiter and Saturn are the Solar Planets Origin	11
3-5 The Whole Theory summary	15
4-Time and Distance Creation	18
4-1 Time Creation	18
4-2 Specific Time for Specific Light	19
4-3 The Universe and Creature Harmony	20
4-4 Mars Puzzle	21
5- The Theory Application (Earth and Moon Creation)	22
5-1 introduction	22
5-2 Earth and Moon Motions	24
Appendix No. 1 Jupiter and Saturn Relationship Discussion	25
Appendix No. 2 The Planets alignment in December 2012	32
Author Curriculum Vitae	41
Author Other Papers	47

1- Introduction

How The Matter is Created?

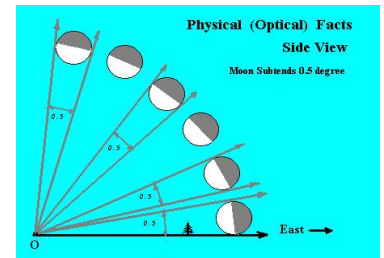
this question is asked in many situations... Let's see one of them

In the figure

We can see the moon diameter between 2 light beams,

The angle between these 2 light beams $\theta = 0.5$ degree

(actually the real value is $\theta = 0.532$ degree, we learnt that from the total solar eclipse)



So, what does that mean?

$\theta = 0.532$ degrees	expresses the moon diameter 3475 km
360 degrees	expresses what?

$$\frac{360}{0.532} \times 3475 \text{ (Moon Diameter)} = 2351503.8 \text{ mkm (Moon Orbit Circumference)}$$

(Error 2.5%)

What does the previous equation tell us?

The moon diameter and his orbital circumference both of them are defined by the same angle!! Why?

How that can be possible?

What is θ angle? And how is defined? (θ is the vision angle)

$\tan \theta = R/D$Where

R: the object diameter (moon diameter)

D: the object distance (moon orbit radius)

So, the main player is **The Earth Moon Distance**

But NOT

The Moon Orbit Circumference!

So,

If the whole cycle 360 defines the moon orbit circumference... that may mean, there's a relationship between the moon diameter, his orbital circumference and the light beam...

2- Research Methodology

I analyze the solar planets data to conclude the planet motion and origin
Because the Planet data may show easily his motion and geometrical structure
As in Pythagoras right triangle, the numbers (3, 4, 5) are Not just numbers
But show the Pythagoras geometrical rule ($5^2 = 4^2 + 3^2$)
For that reason I use the Planet data analysis
The Planet data analysis may provide alternative idea for planet motion!

Example No. 1

Let's try to answer

Why the moon orbit apogee circumference = The Earth daily motion

The Moon Cycle (27.3 days)

- The current theory tells us the moon revolves around the Earth one revolution each 27.3 days (moves daily 88000 km...)
- **My Theory Tells That, The Moon Revolves Around The Earth One Complete Revolution Daily (moves daily 2.41 million km)**

Let's explain my theory

- The moon apogee radius = 406000 km, its circumference = 2.58 mkm
- The Earth daily motion = 2.58 mkm
- **Let's suppose that, the Whole Moon Orbit rotates daily a complete rotation (360 degrees) with the Earth around her axis...**

Why The Moon Himself doesn't revolve Around The Earth One Revolution Daily?

- The Moon himself revolves A Complete Revolution Daily Around The Earth **IN THE OPPOSITE DIRECTION** To His Orbit Motion, and for that the moon doesn't be taken in his orbit motion with the Earth
- The Moon orbit circumference = 2.41 million km
- The apogee orbit circumference= Earth motion daily = 2.58 mkm,
- So the difference is 0.17 mkm, which causes The Daily Actual Displacement For The Moon...
- The Actual Moon Displacement Daily Is 88000 km, which equal 1/2 of the velocities difference. That because the opposite directions of the motions causes friction for the moon pulling process by his orbit velocity, resulting an actual distance = 1/2 the velocities difference.

This explains...

Why the moon orbit apogee circumference = The Earth daily motion

(**Note Please**, The moon orbit regresses yearly 19 degrees independently from the moon motion, and this regression causes Metonic Cycle- So to suppose "the moon orbit rotates daily with Earth" is a consistent supposition)

The previous explanation can show how the planets data analysis may cause to change the current theory about the Planet Motion...!

Let's provide another Example

Example No. 2

The Moon Circumference $\times 86400$ (Day seconds) = Earth Orbital Circumference
(10921 km =moon circumference and 943 m km =Earth orbital circumference)

What idea we may get from this equation... ?

If the Earth revolves around the sun a complete revolution in one day only, So the moon circumference will be a distance of 1 second of her motion!

So the moon circumference will be the seconds Pointer in the Earth Clock...

Is it truth?

I don't know...

I only suggest a meaning we can reach from this equation...

And

I will leave this equation a side, and wait if there are many other relationships support this same meaning, then I may consider this meaning has some truth..!

This is the way by which I study the solar geometry....

I analyze the available solar data and try to find explanations for the logical and geometrical relationships between them...

All these theories (which I create) are suppositions, nothing is truth...

When **the same meaning is supported by many relationships**, in this case I begin to consider this meaning has some truth,

But

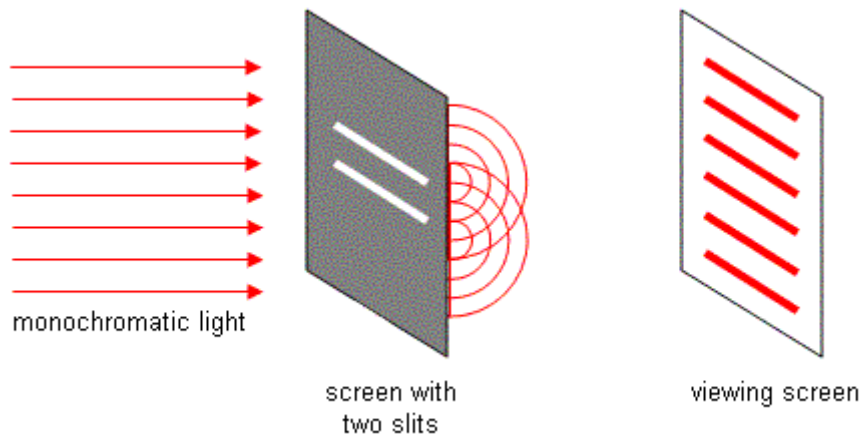
The Relationships are still found, for example if you don't like my theory about the Moon Motion, you may provide us with an explanation why

The Moon Orbital Circumference = Earth Daily Motion?

So, the research methodology can be summarized in following:

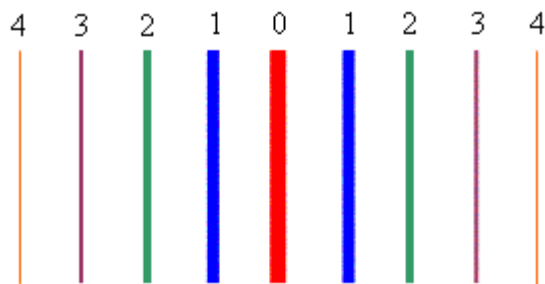
- 1- I use NASA Planetary Fact Sheet – Metric – found in page No. 2 of my paper with its link.
- 2- I use the planets real data analysis to conclude the planet motion, geometrical structure and origin.
- 3- I suggest ideas to explain the data, extending our thinking beyond the current theories, seeking the Solar System true Geometry.
- 4- The most supported ideas I gather together to discover the True Solar System Geometry.

3- Matter Creation Theory 3-1 Double Slit Experiment



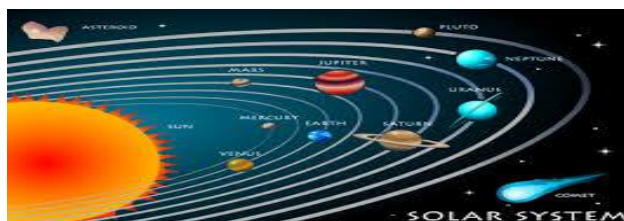
The previous figure expresses Young Experiment "Double Slit Experiment .. let's remember this interesting experiment...

- As shown in the figure 2 light beams got coherence together and the results were bright and dark fringes (spots) as shown..
- This experiment learnt us that, the light is a wave because of the results, where if the light was a particle, the result should be just 2 bright spots...
- Also Young told us some knowledge about the Fringes figures, which we can see easily in the following figure



As we see in the figure
The most great bright fringe is the middle one (No. 0)
Then the next fringes at right and left begin to decrease their thickness
At the sides ends there are only the very thin fringes
Now we remembered some how the interesting experiment
Let's see how this can be useful for us

3-2 The Solar Planets Group



Let's suppose the following

- 2 Light Beams got coherence together and produced the Bright and Dark fringes as in Young Experiment
- **The Bright Fringes we see as Planets** but the Dark fringes we see as spaces
- (Why do we see the Bright Fringes as Planets? The answer will be in point 3-4)

3-2-1 **The Solar Planets Distribution corresponds to The Bright Fringes**

- 1- Jupiter the Most Great Planet (Fringe) is found in the Middle
- 2- Both Ends have the smallest planets (Mercury and Pluto)
- 3- The Planets volumes and Masses decrease regularly at both sides from Jupiter
 - Saturn / Mars (exceptional)
 - Uranus / Earth
 - Neptune / Venus
 - Pluto / Mercury

Only One Exception is

4- Mars

Mars Discussion will be later in this paper (Point 4-4)

But Mars puzzle was discussed in full details in my previous paper

Solar Planets Order disproves the Gravity Theory (Part 7)

<http://vixra.org/abs/1801.0114>

3-3 Earth moves with light velocity relative to the sun

Why do we see the bright fringes as planets (matters)?

We know that, Earth moves with her actual velocity 29.8km/ secBut
I suggest the following:

- 1- **The planets velocities can be added together to effect all of them together in one point only (this point is the sun)**

The previous idea is similar to any gears group, where one gear load his motion on another gear.... I don't examine the mechanism where the planets are Not gears and the mechanism is not clear But I used the planet real velocities and directions... add them together (because all planets revolve around the sun in the same direction), then I found the following:

- **The Solar Planets Total Velocities = 17.6 Million Km /Day**

- 2- **I supposed the sun has a different time rate from the Earth (i.e. 1 year of Earth = 1 day of the sun)**

This Idea I concluded from the Moon Circumference Equation which is the example No. 2 in this paper Methodology

So the Earth Day = 237 seconds of the sun day

- **Total Velocity = 17.6 million km / 237 seconds = 0.25 C (Light Velocity)**

- 3- **I supposed the solar group is created from 2 Light Beams, each velocity = 4C (2 light beams are Jupiter and Saturn)**

The last supposition I should discuss in the next point (3-4)
but what does this supposition mean?

Means the matter of solar planets are light beams its velocity = 4 C

So, if the planets move with velocity 0.25 C

That means the real velocity should be as following

Gerges F. Tawdrous Equation"

$$\frac{1}{4} C \times 4C = C^2$$

Where

- ❖ 1/4 C : The planets velocities total relative to the sun
- ❖ 4C : The High Velocity Of Light, I claim is found behind the Solar geometrical structure
- ❖ C² : The sun light source

please read the full details in my paper

Earth moves with light velocity relative to the sun

<http://vixra.org/abs/1709.0331>

3-4 Jupiter and Saturn are the Solar Planets Origin

3-4-1 the Basic Idea

As I referred before, I conclude the solar geometry from the solar data
And as we have see in the previous point (3-3) the analysis led us to the value
(0.25 C) and stopped here

There are 2 other values I found in the solar geometry let's discuss them in
details

I- The Value C²

- C² = Neptune Orbital Circumference x Π

Actually Neptune Orbital Circumference is the most important circumference
in the Solar Group, I can show that in following

- Saturn Orbital Distance x Π = Neptune Orbital Distance
- Saturn Orbital Distance = Mars Orbital Circumference
- Saturn Orbital Distance x 2 = Uranus Orbital Distance
- Saturn Orbital Distance x 0.5 = Mercury Jupiter Distance
- Saturn Orbital distance = Saturn diameter × Venus diameter
- Saturn diameter = π × Venus Circumference

Almost all outer Planets Orbital distances are defined by Saturn Orbital
distance in addition to Mars orbital distance!

Now Neptune orbital distance is the Circumference and Saturn is the diameter
of the same Circle

That told me.... The outer Planets orbital distances are defined by Neptune
orbital distance

So the Value C² (= Neptune Orbital Circumference x Π) should express the
outer distances (the most far distances)

i.e.

Value C² express approximately the whole solar group distances

II- The Value 4 C

The Value 4 C I found also easily and frequently with Saturn and Jupiter

- Saturn Circumference = 378827.5 km (=Earth moon distance at solar
eclipse)

But

- Saturn Circumference x Π = 4C (distance for 1 second - no error)

Also

- 2 Jupiter diameter x (Π +1) = 4 C (distance for 1 second - error 1.2%)

So

I had 3 values

0.25 C - 4 C - And C²

What conclusion can I reach ...only the Light Source Equation

$$\frac{1}{4} C \times 4C = C^2$$

Then I concluded that the Earth moves with light velocity...

The question is "why 2 Jupiter diameters"? Let's answer

3-4-2 Jupiter, Saturn and the Moon Orbit relationships

(I) Jupiter and Saturn Diameters

- 1- **The Solar Planets Diameters Total = 2 Jupiter diameters+1 Saturn diameter**
- 2- **The Distance Between the Earth and the moon (Apogee point) = 2 Jupiter Diameters +1 Saturn Diameter**
- 3- Saturn Circumference = Earth Moon distance (Total Solar Eclipse Radius)

(II)

The Moon Orbit Structure Puzzle

- 1- The Distance Between the Earth and The Moon (at Perigee Point) = The Outer Planets Diameters Total.
- 2- The Distance Between the Earth and The Moon (at Apogee Point) = All Solar Planets Diameters Total
- 3- The Distance Between Perigee And Apogee = The Solar Inner Planets Diameters Total= Earth Circumference

To see the situation more clear we need to see the relationships between Jupiter and Saturn

3-4-3 Jupiter and Saturn relationships

I have 12 equations express the relationships between Jupiter and Saturn, let's write them in following

$$\diamond \frac{\text{Saturn} - \text{Circumference}}{2 * \text{Jupiter} - \text{Diameter}} = \frac{\pi}{\pi + 1} \quad (\text{Eq No. 1})$$

$$\diamond 1 \text{ Saturn Diameter} + 2 \text{ Jupiter diameters} = \text{the solar group planets diameters total} = \text{the distance between Earth and Moon (Apogee point)}. \quad (\text{Eq. No.2})$$

$$\diamond 2 \text{ Jupiter Circumferences} - 1 \text{ Jupiter diameter} = 2 \text{ Saturn Circumference} \quad (\text{Eq. No.3})$$

$$\diamond \text{Saturn Circumference} = \text{the distance between Earth and Moon (total solar eclipse point)} \quad (\text{Eq. No.4})$$

$$\diamond \text{Jupiter Circumference} - \text{Apogee point radius} = \text{Apogee point radius} - \text{Perigee point radius.} \quad (\text{Eq. No. 5})$$

Pythagoras theory relationships...

$$\diamond \text{The distance between Earth and Moon (Apogee point)} = \sqrt{(\text{Jupiter} - \text{diameter})^2 + (\text{Saturn} - \text{Circumference})^2} \quad (\text{Eq. No. 6})$$

$$\diamond \text{Saturn} - \text{Circumference} = 2 \times \sqrt{(\text{Jupiter} - \text{diameter})^2 + (\text{Saturn} - \text{diameter})^2} \quad (\text{Eq. No.7})$$

$$\diamond \text{Saturn} - \text{Circumference} = \sqrt{(\text{Perigee} - \text{radius})^2 + (86000)^2} \quad (\text{Eq. No.8})$$

$$\diamond \text{Saturn} - \text{Diameter} = \sqrt{(86000)^2 + (86000)^2} \quad (\text{Eq. No.9})$$

$$\diamond \text{Jupiter} - \text{Diameter} = 2 \times \sqrt{(\text{Uranus diameter})^2 + (\text{Neptune diameter})^2} \quad (\text{Eq. No.10})$$

$$\diamond \text{Uranus Diameter} = \sqrt{(\text{Neptune diameter})^2 + (\text{Earth diameter})^2} \quad (\text{Eq. No.11})$$

$$\diamond \frac{\text{Sun} - \text{diameter}}{\text{Earth} - \text{Moon} - \text{distance}} = \frac{\text{Earth} - \text{diameter}}{\text{Moon} - \text{diameter}} = \frac{\text{Jupiter} - \text{Circumference}}{\text{Saturn} - \text{diameter}} = 3.66 \quad (\text{Eq. No. 12})$$

3-4-4 Jupiter and Saturn General Discussion

It's very hard to discuss the previous relationships here
I left extending discussion in appendix No. 1 to avoid the confusion...

Any way we can conclude the following meaning

"The Solar Group Planets are created from 2 Light beams coherence"

These 2 light beams were very near and similar to Jupiter and Saturn

Basically based on Jupiter and Saturn the Solar group is created

To complete this discussion we have 2 points should take into consideration

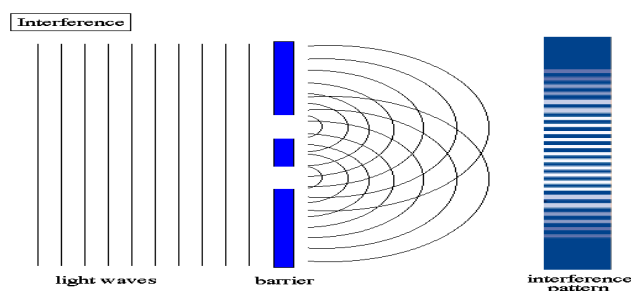
- 1- The pair production process (production of electron and positron from Gamma rays 1.2 mev) because this is an experiment to produce the matter from the light beam... so this experiment should be in our side

- 2- Jupiter and Saturn Relationship explanation to explain how the value $4C$ is found and How the result Value C^2 can be the source of light and the definition of both Mass and distance

These points we have to delay its full discussion to the next Paper

Now we need to summarize the whole theory

3-5 The Whole Theory summary



- 2 Light beams, each velocity = $4 C$ and these 2 light beams are very near to Jupiter and Saturn
- These 2 Light Beams got coherence together and produced the Bright and Dark fringes as in Young Experiment
- **The Bright Fringes we see as Planets** but the Dark fringes we see as spaces
- **We see the Bright Fringes as Planets because** The Earth moves with light Velocity relative to the sun.

3-5-1 Matter Creation

- The 2 Light Beams got coherence and based on this coherence the bright and dark fringes are produced, we see the bright fringes as matters (Planets)... what's happening inside?
 - If the light coherence stops for any reason the matter will be perished
 - The matter (bright fringe) is produced from the coherence motion, this is similar to the living body, for example the living face has specific figure because of the blood motion, now if the blood changes his motion the face figure will be changed... and that means the solid matter before us is NOT So, but is a living matter based on continuous coherence between the light beams... and this feature we know correctly because the matter change with time is one of the universe nature features..
 - The matter is changing with time ...why? Because the bright fringe is changing always with time and this is similar to the river water

3-5-2 The Solar Planets Distribution corresponds to The Bright Fringes

- Jupiter the Most Great Planet (Fringe) is found in the Middle
- Both Ends have the most small planets (Mercury and Pluto)
- The Planets volume and Mass decrease regularly at both sides from Jupiter
- Only One Exception is Mars (we'll discuss in point 4-4)

3-5-3 The Matter is A rate

The Matter Creation (3-5-1) gives us a clear reason why we find the matter as a rate between different values .. let's see Venus Diameter as example

3-5-3-1 Venus Diameter is A rate

(Gerges Francis Equation)

$$D = AR_v^2 \Pi^n$$

Where

D= the planet distance to the sun or to another planet

A= constant R_v= Venus diameter

Table No. 1				
Constant	*Π ⁿ		The distance	Error
(Venus diameter) ²	* Π ⁰		149.6 mkm Earth orbital distance	2%
	* Π		455.8 m km Mars Orbital diameter	-
	* Π ²		1433.5 mkm Saturn Orbital distance	-
	* Π ²	/2	720.3 mkm Mercury Jupiter distance	-
	* Π ²	*2	Uranus orbital distance	-
	* Π ²	*4	Pluto orbital distance	1.4%
	* Π ³		Neptune orbital distance	1.1%
	* Π ⁻¹	*2	Earth Mercury distance	2%
	* Π ⁻²	*4	Mercury orbital distance	2.5%
	* Π ⁻²	*8	Venus Mars distance	-

Note please : (-) means the error less than 1%

Discussion

Why Venus diameter is **the same constant** defining all planets orbital distances?

Because the Matter is produced with the other matters and spaces from the same source...

i.e. the Planet diameter is a rate between other planets diameters and orbital distances

At last we begin to answer some of our old questions!

3-5-3 The Produced Matter Features

- The Matter is created from the light (the coherence of light beams)
- The matter is created in motion basically and by nature where the motion is the complementary part with the matter
- The matter is produced based on the light coherence, and changing always which guarantee the matter accompanying with the time
- The matter and space both are produced from the light coherence so both of them are parts in the same process complementary to each other
- The Matter is created related geometrically with other matters, and this geometrical relationships are parts of the solar system general geometry, so we see the sun disc = the moon disc because $(\text{sun diameter} / \text{moon diameter}) = (\text{Earth Sun distance} / \text{Earth Moon distance})$, the relationship is produced among the geometrical structure of the solar system, mentioned and NOT Pure Coincidence and we'll know its importance when we know the eclipse phenomena role in the solar Geometry

Also let's ask

Why has the particle double nature?

Why the particle behaves as particle and as wave?

Because

There's More Than One Frame In The Solar Group

There's a frame move with velocity difference from our velocity by C light velocity, this frame we'll see as a light (the sun frame)

and there's another frame move with our velocity and there's no difference in velocity between us (the planets frame)

So

If the particle moves in frame has velocity with difference = C relative to my velocity so, I'll see it as a wave (light)

But if the particle moves with my velocity (no difference in velocities) I would see it as particle (matter)

Please read that in details in my paper

Particle Double Nature Reason

<http://vixra.org/abs/1712.0398>

Note Please

If the Earth moves with light velocity, that should cause change for the Copernicus Model

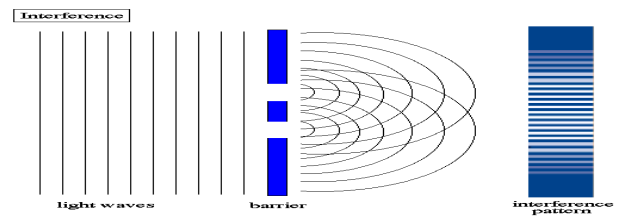
So, please read the results of The Earth motion claim

Copernicus-Kepler Model Modification

<http://vixra.org/abs/1711.0133>

4-Time and Distance Creation

4-1 Time Creation



Now We know that, we See The Bright Fringes As Matters

let's examine that in some details

- We have a clear information.... The matter is created based on coherence between 2 light beams and this process makes the matter is changing continuously and that's **The Source Of Time**
- So, the Time is the side product of the Matter Creation Process because the matter exist based on the light coherence which relating to the time
- Someone said that, the second time is a manmade! In (Moon orbit equation- the Paper Methodology example No. 2) I explained How the second period definition is defined and determined by the solar system motion... **The Time Is Created By The Matter Production Process..**
- Actually The Double Slit Experiment can provide us with many useful data about the solar system creation and motion...
- I'm trying to explain that, there's no Entity Called "TIME", the time is a feature relating to the produced matter, But The Solar System Geometry Produces all the time components (year, month, day, hour, minute and second) each of these values are produced in specific motion among the solar system motions for that reason the time is defined clearly from the solar system motion
- The Time is The Creature Age which makes himself effective in the whole education process by his effect on the creature (human) himself... So the realization and Logic process can't be out of time because the human life relating to the time

The last feature tells us important an information

Basically Provide us with interesting answer for our old and hard question...

Why is there no a velocity higher than C (light Velocity)?

Let's try to answer

4-2 Specific Time for Specific Light

Here we can see the relationship between the Light and Time, about which the Special Theory of relativity learnt us frequently

Let's see it again clearly as possible

- The Matter is created as bright fringes produced from light beams coherence
- The Matter is changing with the time during the coherence process
- The Time is the Matter changing measurement

i.e.

- This specific time is connected with specific light where this specific time is produced from this specific light

- We have body which is matter

- Our body changes according to the time (this specific time) because our body matter is produced from this specific light coherence

What does that mean?

- If there's a light beam with velocity higher than C we can't realize, why? Because **our body defines** only this specific time which is produced from this specific light

Now we can see much better

- Why we can't understand easily the solar System geometry? Because NOT all data us available for us! And why NOT? Because our body connected us to specific category of Data...
 - o So we connected to specific light beam (standard velocity C)
And
 - o We connected to specific time defined by our body changes (matter changes)

 - o That's why we see always half of the truth

Note Please

The distance is produced with the matter is the coherence process, that means the matter, time and distance all of them are produced by the same one process...

4-3 The Universe and Creature Harmony

Why does the creature sleep at night? When the sun is absent? From where this consistency is created?

The main theory (Matter Creation Theory) tells us that, all the universe is related and connected to each other... nothing is separated

We have seen that the matter is created based on the light coherence
Where the matter production process produced also the time and distance

So, the connection is exist and clear,

For that reason we learn form the solar system, basically because we all are produced by the same process

We have bodies similar to the planet matter or even made of it... so we learn from the planet because we want to live and not to die

For that reason we move with the nature and according to her rules and NOT against the nature otherwise we would hurt ourselves...

We can see even from where the logic starts

4-4 Mars Puzzle

Mars is exceptional Planet in the Solar group planets... I may prove that here Through Kepler third Law using for the solar group planets we find some interesting information as following

$$P^2 * 25 = d^3$$

Where

- **P** : The Planet orbital period
- **d** : The Planet orbital distance
- **25**: Mars Axial Tilt

The results are shown in the following table

Table No.2				
Planet	P^2	$* 25$	$= d^3$	Error
Mercury	$(88)^2$	*25	$(57.9)^3$	0.2%
Venus	$(224.7)^2$	*25	$(108.2)^3$	0.3%
Earth	$(366)^2$	*25	$(149.6)^3$	0
Mars	$(687)^2$	*25	$(227.9)^3$	0.3%
Jupiter	$(4331)^2$	*25	$(778.6)^3$	1.4%
Saturn	$(10474)^2$	*25	$(1433.5)^3$	1%
Uranus	$(30589)^2$	*25	$(2872.5)^3$	1.3%
Neptune	$(59800)^2$	*25	$(4495.1)^3$	1.5%
Pluto	$(90588)^2$	*25	$(5870)^3$	1.4%

Kepler 3rd Law Discussion

I- The Table explanation

- Mars Axial Tilt = 25.2 Degrees (the table constant)
- The previous table uses directly Kepler 3rd Law for the solar planets motions. The planets used data are from NASA Planetary Fact Sheet, and the used units are standard units (the day for time and million km for distance). i.e. the constant is real and correct
- **The Previous table tells us that, Mars is specific Planet in the Solar Group and Not common one...**

For Mars full discussion please read

Solar Planets Order disproves the Gravity Theory (Part 7)

<http://vixra.org/abs/1801.0114>

5- The Theory Application (Earth and Moon Creation)

5-1 introduction

How The Matter is Created?

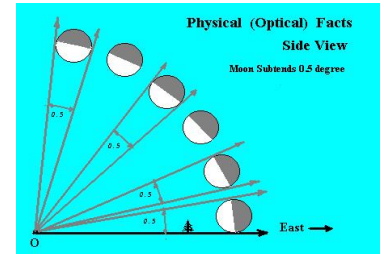
this question is asked in many situations... Let's see one of them

In the figure

We can see the moon diameter between 2 light beams,

The angle between these 2 light beams $\theta = 0.5$ degree

(actually the real value is $\theta = 0.532$ degree, we learnt that from the total solar eclipse)



So, what does that mean?

$\theta = 0.532$ degrees	expresses the moon diameter 3475 km
360 degrees	expresses what?

$$\frac{360}{0.532} \times 3475 \text{ (Moon Diameter)} = 2351503.8 \text{ mkm (Moon Orbit Circumference)}$$

(Error 2.5%)

What does the previous equation tell us?

The moon diameter and his orbital circumference both of them are defined by the same angle!! Why?

How that can be possible?

What is θ angle? And how is defined? (θ is the vision angle)

$\tan \theta = R/D$Where

R: the object diameter (moon diameter)

D: the object distance (moon orbit radius)

So, the main player is **The Earth Moon Distance**

But NOT

The Moon Orbit Circumference!

So,

5-2 Earth and Moon Motions

As we see

The Moon diameter angle whole cycle produces the moon orbit (i.e. produce the moon motion)... But

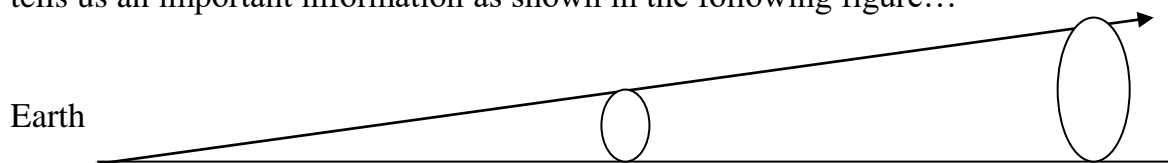
The Sun diameter angle whole cycle produces the Earth orbit (i.e. produce the Earth motion)

But How?

This question we should answer in our analysis for the Earth and Moon Motion
In next paper..

But the total Solar Eclipse

tells us an important information as shown in the following figure...



We have 2 light beams effect on 2 points the moon and the sun both of them sent from the Earth

Now these 2 light beams causes a torque between the sun and the moon

Where this torque causes both bodies to revolve around the Earth

But

Because the sun is fixed point and can't revolve (according to my theory) or because she is very heavy in Mass relative to the Earth mass

So the moon moves around the Earth pushing by the torque

But

The Earth moves around the Sun (pushing also by the torque) because of the Sun huge Mass

So, we I claim that

The Earth and Moon motions are found because of this Torque

Which we should discuss in full details in the next paper

Appendix No. 1 Jupiter and Saturn Relationship Discussion

Let's remember Jupiter and Saturn relationships

12 equations express the relationships between Jupiter and Saturn

$$\diamond \frac{\text{Saturn} - \text{Circumference}}{2 * \text{Jupiter} - \text{Diameter}} = \frac{\pi}{\pi + 1} \quad (\text{Eq. No. 1})$$

$$\diamond 1 \text{ Saturn Diameter} + 2 \text{ Jupiter diameters} = \text{the solar group planets diameters total} = \text{the distance between Earth and Moon (Apogee point)}. \quad (\text{Eq. No.2})$$

$$\diamond 2 \text{ Jupiter Circumferences} - 1 \text{ Jupiter diameter} = 2 \text{ Saturn Circumference} \quad (\text{Eq. No.3})$$

$$\diamond \text{Saturn Circumference} = \text{the distance between Earth and Moon (total solar eclipse point)} \quad (\text{Eq. No.4})$$

$$\diamond \text{Jupiter Circumference} - \text{Apogee point radius} = \text{Apogee point radius} - \text{Perigee point radius..} \quad (\text{Eq. No. 5})$$

Pythagoras theory relationships...

$$\diamond \text{The distance between Earth and Moon (Apogee point)} = \sqrt{(\text{Jupiter} - \text{diameter})^2 + (\text{Saturn} - \text{Circumference})^2} \quad (\text{Eq. No. 6})$$

$$\diamond \text{Saturn} - \text{Circumference} = 2 \times \sqrt{(\text{Jupiter} - \text{diameter})^2 + (\text{Saturn} - \text{diameter})^2} \quad (\text{Eq. No.7})$$

$$\diamond \text{Saturn} - \text{Circumference} = \sqrt{(\text{Perigee} - \text{radius})^2 + (86000)^2} \quad (\text{Eq. No.8})^1$$

$$\diamond \text{Saturn} - \text{Diameter} = \sqrt{(86000)^2 + (86000)^2} \quad (\text{Eq. No.9})$$

$$\diamond \text{Jupiter} - \text{Diameter} = 2 \times \sqrt{(\text{Uranus diameter})^2 + (\text{Neptune diameter})^2} \quad (\text{Eq. No.10})$$

$$\diamond \text{Uranus Diameter} = \sqrt{(\text{Neptune diameter})^2 + (\text{Earth diameter})^2} \quad (\text{Eq. No.11})$$

$$\diamond \frac{\text{Sun} - \text{diameter}}{\text{Earth} - \text{Moon} - \text{distance}} = \frac{\text{Earth} - \text{diameter}}{\text{Moon} - \text{diameter}} = \frac{\text{Jupiter} - \text{Circumference}}{\text{Saturn} - \text{diameter}} = 3.66 \quad (\text{Eq. No. 12})$$

¹ - The value 86000 km we will discuss later

-The Equations Discussion

The previous equations tell us many information, but let's discuss just one of them...

Eq. No. 3

❖ $2 \text{ Jupiter Circumferences} - 1 \text{ Jupiter diameter} = 2 \text{ Saturn Circumference}$

This equation almost tell us that,
Saturn diameter is defined based on Jupiter diameter..! why? And How?

How the planet diameter is created? What rules control this process? We don't know, We have no such rules? And no one can explain why any planet diameter has any value!!

Just because many equations use 2 diameters or circumferences of Jupiter, I feel the important equation (Rq. No. 2) gets some support!

❖ $1 \text{ Saturn Diameter} + 2 \text{ Jupiter diameters} = \text{the solar group planets diameters total} = \text{the distance between Earth and Moon (Apogee point)}$.

to see the relationship between Jupiter and Saturn more clear, we should discuss the moon orbit...

Let's try to do that

-The Moon orbit relationship with Jupiter & Saturn

The moon has 3 specific points in his motion orbit, which are:

- ❖ **Perigee Point:** the nearest point to the Earth at distance 363000 km
- ❖ **Total Solar Eclipse Point,** at distance 378827.4 km
(= Saturn circumference)
- ❖ **Apogee Point:** the farthest point from the Earth at distance 406000 km

And I add

- ❖ **Jupiter circumference point:** at distance 449378 km
 - The distance from Jupiter circumference point to perigee = 86000km
 - The distance from Jupiter circumference point to Apogee = 43000 km

Why I added Jupiter Circumference point?

I learnt that from the moon orbit,

Saturn circumference= The total solar eclipse point, which is important point in the moon orbit...

And

We have seen, there's a strong relationship between Jupiter & Saturn,

So I supposed that..

May Jupiter Circumference also = some important point in the moon orbit!

But what I got from this supposition?

I got 3 equations as following

- ❖ **Jupiter Circumference – Apogee point radius = Apogee point radius – Perigee point radius..** (Eq. No. 5)

In this equation we see that, the distance between Jupiter circumference point to apogee point = 43000 km and the distance from apogee point to perigee point = 43000 km!

i.e. Apogee point is in the middle point between Jupiter Circumference point and perigee point!

i.e.

distance from perigee to Jupiter circumference = 43000+43000 = 86000 km

- ❖ **$Saturn\ m - Circumference = \sqrt{(Perigee - radius)^2 + (86000)^2}$** (Eq. No.8)

Eq. No. 8 tells us that, the total solar eclipse point (= Saturn circumference)

Is the right triangle hypotenuse whose sides are perigee radius and distance 86000 km

That means the Total Solar point is defined by Pythagoras theory based on this distance (86000km).... Means my supposition was somehow right!

❖ $Saturn - Diameter = \sqrt[2]{(86000)^2 + (86000)^2}$ **(Eq. No.9)**

This equation is a miracle!

How that can be possible...

Let's accept that, the Jupiter circumference point is real and effective in the moon orbit...

Let's accept that, the distance between this point and perigee (this distance =86000 km) is very important for the geometrical structure....!

Even if we accept the previous ideas! How can we understand that, Saturn diameter is defined based on this distance (86000)?!

It's very hard to understand...

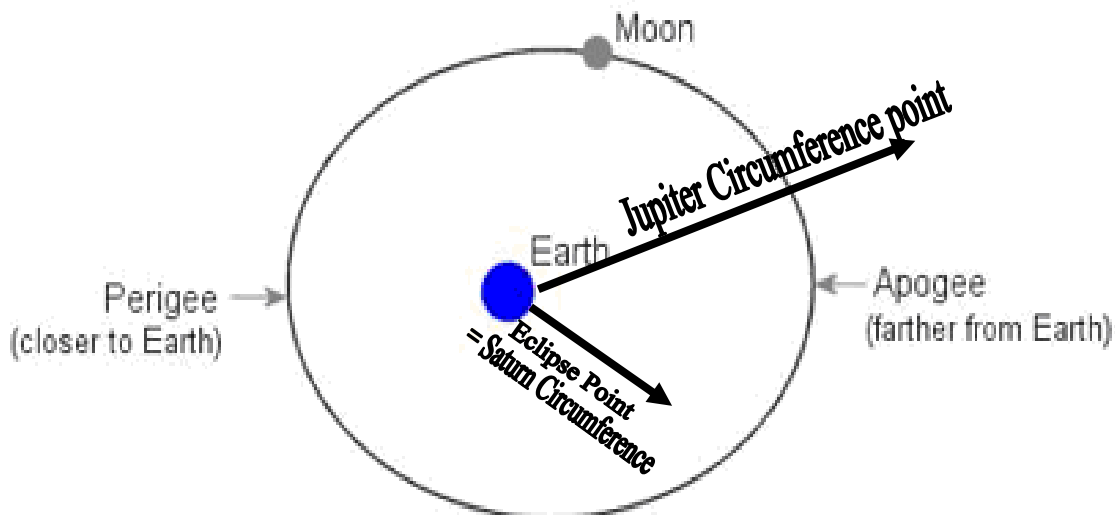
Of course I can suggest an idea to solve this problem, but this isn't useful, we need to extend our thinking to understand the solar geometry....

For that we should discuss the hard Equation No. 4

❖ Saturn Circumference = the distance between Earth and Moon (total solar eclipse point) **(Eq. No.4)**

To see how that can be possible for a planet circumference to be a distance

Before this studying we need just to refer one little puzzle before



-The Moon orbit points are defined by Pythagoras theory

Let's remember

The moon orbit has 3 basic points, all of them are defined by Pythagoras theory

Let's be sure of that....

❖ **Perigee Point:** the nearest point to the Earth at distance 363000 km

❖ **Total Solar Eclipse Point,** at distance 378827.4 km
(= Saturn circumference)

$$\text{Saturn} - \text{Circumference} = 2 \times \sqrt[2]{(\text{Jupiter} - \text{diameter})^2 + (\text{Saturn} - \text{diameter})^2} \quad (\text{Eq. No.7})$$

❖ **Apogee Point:** the farthest point from the Earth at distance 406000 km

$$\text{The distance between Earth and Moon (Apogee point)} = \sqrt[2]{(\text{Jupiter} - \text{diameter})^2 + (\text{Saturn} - \text{Circumference})^2} \quad (\text{Eq. No. 6})$$

And Also

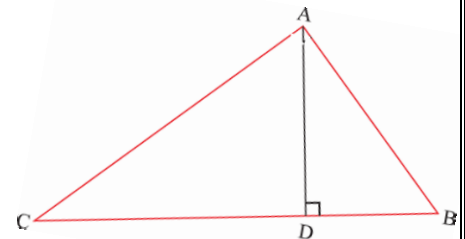
$$\text{The distance between Earth and Moon (Apogee point)} = \sqrt[2]{(\text{perigee})^2 + 1/2(\text{Saturn} - \text{Circumference})^2} \quad (\text{Eq. No13})$$

These equations no 6, 7 and 13 tell us that, the total solar eclipse & Apogee points are defined by Pythagoras theory based on perigee radius as one side of the right-angle triangle, with change the other side...

That means the moon motion points are defined based on the geometrical structure and not based on the gravity, as we thought before...

Let's see one more triangle to finish this sub-point

- ❖ A :is total solar eclipse point
- ❖ C: is The Earth
- ❖ D: is the perigee point at distance 363000 km from Earth
- ❖ B: is the Jupiter Circumference point at 449378.2 km



If we study this triangle carefully we will find that following

- ❖ AD = DB = 86000 km
- ❖ AB = Saturn diameter
- ❖ AC = Saturn Circumference (C is total eclipse point)

I wish it's clear that, the relationships are defined geometrically and there's no any "pure coincidences" ...

Any way, we can see that the equations give hard meanings for our geometrical basics, for that we need to extend our thinking and geometrical description

So let's discuss the equation No, 4 in the following point

❖ Saturn Circumference = the distance between Earth and Moon (Eq. No.4)

-The General Discussion

Let's discuss the following equation (No. 4)

❖ **Saturn Circumference = the distance between Earth and Moon (total solar eclipse point)** (Eq. No.4)

How that can be possible!, How the planet Circumference can be a distance?!

Some objections:

- 1) Saturn circumference is a curved line (circle) but the distance between Earth and Moon is a straight line!
- 2) Saturn is a planet has a mass, So How can be a distance?
- 3) If Saturn is a light beam why he doesn't travels in light velocity, where we see him as the light rays?

There are many other objections, against the obscure idea that, Saturn Circumference is the same the distance between Earth and Moon at solar eclipse point!

But let's try to think in the previous questions

- **The First Question** requires definition of the straight and curved trajectories! And this idea Einstein learnt us.... he told us the straight and curved trajectories depend on the observer position... because when Einstein left a rock to fall while the train moves he saw the rock fall in straight trajectory but the people on train platform saw the rock moves in parabolic trajectory, so based on the observer circumstances the rock defined his trajectory..

What that means?

- I may saw 2 curved trajectories, but the first one is in motion relative to me and the second isn't ... by such way the 2 trajectories aren't equal each other spite the outer figures is the same relative to me.

That's what I'm trying to say....

- The solar group planets aren't all in the same frame relative to each other? Some components in the solar group move with c velocity relative to the others and the outer vision deceives us....(this is the main conclusion of this paper)

The Second Question

- How Saturn as a planet has a mass, can be a distance?

**The whole universe made of light (The research hypothesis)
So, why we see the matter? From where the matter is created?**

The mass is created because we move with c velocity and the light moves with c velocity and no difference in velocities between us (please review 3-5)

So, all the universe is matter relative to us

Because we have no difference in velocities between our velocity and the light velocity...

For that the whole universe should be matter relative to us

But

When a stationary place is found relative to us...

This stationary place will be considered source of light because of the difference of velocities between us

(the previous idea is the main explanation for the matter creation)

The Third Question

Of course it's easy to solve the third question

Why Saturn isn't a sun

Because Saturn moves with us but the sun is stationary relative to us

Appendix No. 2 The Planets alignment in December 2012 (I called: The Egyptian Astronomic Phenomenon 2737)

1- Introduction

On 3rd December 2012 aligned 3 planets (Mercury, Venus and Saturn) on the three Great Pyramids heads in Egypt, the Phenomenon repeated just once each 2737 years.

I called this phenomenon

"The 2737 Egyptian Astronomic Phenomenon"

In this paper I present the proof that the 2737 Egyptian Phenomenon Cycle depends on the Moon Metonic Cycle!

And then in the 3rd Chapter I'll discuss how the three planets (Mercury, Venus and Saturn) depend on the Earth- moon orbit in their motions!

In this introduction I'll refer just to some interests we got by the 2737 Egyptian phenomenon.

PLANETARY ALIGNMENT WITH THE GIZA PYRAMIDS,
IT ONLY HAPPENS ONCE IN 2,737 YEARS



Some interests we got by 2737 Egyptian phenomenon:

- ❖ *First* we know that the Pyramids builders recognized the different astronomic cycles, and especially 2737 phenomenon, for that they built just 3 pyramids at its parallel line.
- ❖ *Second*, we know that the Pyramids builders knew the relative distances between the planets and built the pyramids at their rates!
- ❖ *Third* where the 2737 phenomenon repeated on 3rd December 2012 for the third time, so the Number 8211 years is important number for human life or at least for the pyramids age.
- ❖ *Fourth*, I may claim that the Pyramids builders built the three Pyramids specifically for the 2737 Egyptian phenomenon.
- ❖ *Note*: The Great Pyramid Height is 5776 Egyptian inches = the distance between the Sun & Pluto (each inch = 1 million kilometer)

1ST SECTION

Why the Lunar year doesn't correspond with the sidereal year at any cycle?²

We know that the moon turns with the Earth around the sun, so why the lunar year which equals 354.36 days (lunar Synodic period 29.53 days x 12 months) doesn't correspond to the Sidereal year that equals 365.25 days at any cycle?

We see the 32 Sidereal year a cycle = 11688 days

But the Lunar year cycle = 33 years - **5.81 days** = 11693.88 - 5.8 = 11688

And why there's this addition 5.81 days to prevent both periods to meet each other

We know that the plane of lunar orbit regresses 19 degrees each year that causes the eclipse to come early 19 days each year³

So that said the movement of 19 degrees causes change for 19 days

And now we see the lunar year come early 5.81 days, and the lunar plane has inclination to ecliptic equal approximately 5.14 degrees...

Can I suppose that this difference between Sidereal Cycle 11688 days and Lunar Cycle 11693.88 days which equals 5.8 days caused by the lunar plane inclination 5.14 degrees (later we will discuss How?) When we divided this inclination value 5.14 degrees (or the period 5.8 days) at 360 we find that, The Lunar orbital inclination causes the lunar Synodic day to come early approximately 21 minutes daily..

That lead to the following results

- The correct Synodic month is 29.515

- The correct Synodic year is 354.1818 days And by such way

The lunar cycle which contain 33 Synodic year = 11687.999days

The Sidereal Cycles which contain 32 sidereal year = 11688 days

Where both come to end in the same day

And So the cycle of 32 sidereal years equals 33 modified Lunar Synodic years (modified lunar year = 354.1818 days) perfectly

² - the day defines here approximately 86164 seconds where the sidereal year is 365.25 days.

³ - Total Solar Eclipses and how to Observe them- Martin Mobberley- page. 11

2ND SECTION

The Basic Lunar Year 360 Days

Now I modified the lunar year already from 354.36 to be 354.1818 days

But there's another year related to the moon,

In this year we should added the modified year 354.1818 to the difference of days caused by the lunar orbital inclination which was 5.8 days approximately

So $5.8 + 354.1818 = 360$ days approximately

That's the ancient biblical year And I'll call it

The Basic Lunar Year

Now we have three types of years

- **The Basic Lunar Year** = 360 days
- **The modified lunar Synodic year** = 354.1818 days
- **The Sidereal year** = 365.25 days

And we'll see how the Metonic Cycle effect on each of them

IN THE ALMIGHTY GOD NAME
Through the Mother of God mediation
I do this research

3RD SECTION

The 2737 Egyptian Astronomic Phenomenon depends on Metonic Cycle

The Metonic Cycle defines as a moon Cycle continues for 19 Sidereal Orbit year which equals 6939.75 days, and Metonic Cycle made because the Lunar orbit plane regresses yearly 19 degrees that causes the eclipses to come early 19 days yearly.

The Following Table shows How The Metonic Cycle Effect On The Different Years

Metonic Cycle Number	Sidereal years No. (365.25 days)	Number of modified Lunar year (equals 354.1818 days)		The Basic lunar Year Numbers (360 days) For each Metonic Cycle
		Lunar years in each Metonic cycle	The Lunar years (354.1818days) Numbers For each Metonic Cycle	
M. Cycle 1	19 S. Year	19	19 Lunar Y. + 210.295 days	19 BLY (Basic Lunar Year) + 99.75d(days)
M. Cycle 2	38 S. Y	20	38 L. Y. +420.59d = 39 L. Y + 66.408 d	38 BLY+ 199.5 d
M. Cycle 3	57 S. Y	19	58 L. Y + 276.703 d	57 BLY+ 299.25d
M. Cycle 4	76 S. Y	20	77 L. Y +486.998 d = 78 L. Y +132.8162 d	76 BLY+399d = 77 BLY+39 days
M. Cycle 5	95 S. Y	19	97 L. Y + 343.111d	96 BLY+138.75d
M. Cycle 6	114 S. Y	20	116 L.Y +553.406d = 117 L. Y + 199.224d	115 BLY+ 238.5d
M. Cycle 7	133 S. Y	20	136 L. Y +409.519d= 137 L. Y +55.3374d	134BLY+ 338.25d
M. Cycle 8	152 S. Y	19	156 L. Y +265.6324d	153 BLY+438d= 154 BLY+78days
M. Cycle 9	171 S. Y	20	175 L. Y +475.9274d= 176 L. Y + 121.745d	173 BLY+ 17.75d
M. Cycle 10	190 S. Y	19	195 L. Y+ 332.0406d	192 BLY+ 277.5d
M. Cycle 11	209 S. Y	20	214L.Y +542.3356d= 215 L. Y +188.1538d	211 BLY+ 37.25d = 212 BLY+ 17.25d
M. Cycle 12	228 S. Y	20	234 L. Y +398.4488d= 235 L. Y +44.267d	231 BLY+117d
M. Cycle 13	247 S. Y	19	254 L. Y +254.652d	250BLY+ 216.75d
M. Cycle 14	266 S. Y	20	273 L. Y +464.857d= 274 L. Y + 110.675d	269 BLY+216.5d
M. Cycle 15	285 S. Y	19	293 L. Y +320.9702d	288 BLY+416.25d= 289 BLY+56.25d
M. Cycle 16	304 S. Y	20	321L.Y +531.2653d= 313 L. Y +17.0834d	308 BLY+156d
M. Cycle 17	323 S. Y	20	332 L. Y +387.378d= 333 L. Y + 33.1966d	327 BLY+255.75d
M. Cycle 18	342 S. Y	19	352L.Y+ 243.4916d	346 BLY+ 355.5d
M. Cycle 19	361 S. Y	20	371L.Y +453.7866d= 372 L. Y + 99.60486d	365 BLY+455.25d= 366 BLY+ 95.25d
M. Cycle 20	380 S. Y	19	391 L. Y + 309.8992d	385 BLY+195d
M. Cycle 21	399 S. Y	20	410 L. Y + 520.1948d= 411 L. Y +166.013d	404 BLY+294.75 d
M. Cycle 22	418 S. Y	20	430 L. Y +376.308d 431 L. Y +22.12626d	423 BLY+394.5d= 424 BLY+ 34.25d
M. Cycle 23	437 S. Y	19	450 L. Y + 232.4212d	443 BLY+ 134.25d
M. Cycle 24	456 S. Y	20	469 L. Y +442.7162d= 470 L. Y + 88.5344d	462 BLY+ 234d
M. Cycle 25	475 S. Y	19	489 L. Y +298.829d	481 BLY+ 333.75d

IN THE ALMIGHTY GOD NAME
Through the Mother of God mediation

I do this research

M. Cycle 26	494 S.	20	508 L. Y + 509.1244d= 509 L. Y + 154.9426d	500 BLY+433.5d= 501 BLY+ 73.5d
M. Cycle 27	513 S. Y	20	528 L. Y +365.2376d= 529 L. Y +11.0558d	520 BLY+173.25d
M. Cycle 28	532 S. Y	19	548 L. Y +221.3508d	539 BLY+273d
M. Cycle 29	551 S. Y	20	567 L. Y +431.6458d= 568 L. Y + 77.464d	558 BLY+ 372.75d= 559 BLY+ 12.5d
M. Cycle 30	570 S. Y	19	587 L. Y + 287.759d	578 BLY+ 112.5d
M. Cycle 31	589 S. Y	20	606 L. Y + 498.054d= 607 L. Y + 143.8722d	597 BLY+ 212.25d
M. Cycle 32	608 S. Y	20	626 L. Y + 354.1872=627 L. Y	616 BLY+ 312d
M. Cycle 33	627 S. Y	19	646 L. Y + 210.295	635 BLY+ 441.75d = 636BLY+51.75d
M. Cycle 34	646 S. Y	20	665 L. Y + 420.5754d= 666 L. Y + 66.3936d	655 BLY+151.5d
M. Cycle 35	665 S. Y	19	685 L. Y + 276.6886d	674 BLY+ 251.25 d
M. Cycle 36	684 S. Y	20	704 L. Y +486.9836d= 705 L. Y ++132.801d	693 BLY+ 351 d
M. Cycle 37	703 S. Y	19	724 L. Y + 343.096d	712 BLY+ 450.75d =713BLY+90.75d
M. Cycle 38	722 S. Y	20	743 L. Y + 553.391d= 744 L. Y + 199.2092d	732 BLY+190.5d
M. Cycle 39	741 S. Y	20	763 L. Y +409.5042d= 764 L. Y + 55.3224d	751BLY+289.5d
M. Cycle 40	760 S. Y	19	783 L.Y + 265.6174d=	770BLY+389d= 771 BLY +29 days

The Previous Table Study classified into 2 parts

First Part : The study of the column of the modified lunar year (which equals 354.1818days)

- 1- **Each 32 Metonic Cycles** the last day of modified lunar year (equals 354.1818 days) corresponds with the last day of Metonic cycle which is the Sidereal Year last day where the lunar modified years equal 627 lunar years that equals 608 sidereal years perfectly.
- 2- The difference days between the Modified lunar year with the Metonic Cycle moves in Cycle and decreases as following (66.4- 55.33- 44.26- 33.19- 22.126- 11.0558 – 0.00 days) at 98 years interval (98 modified Lunar years – which equals 354.1818 days)
- 3- The modified Lunar years number for each Metonic Cycle shown in the table, and I found the following Modified Lunar Year order "**19-20-19-20-19-20**" repeats once with each Cycle consist of 627 modified Lunar year
 - a. That means with the last day of the Metonic Cycle No. 32 which equals 608 Sidereal Years but equals 627 Modified lunar year. after this Cycle ends, and starts the new one the modified lunar year order 19-20-19-20-19-20 will repeat once again as a mark for the new Cycle starting (this order in table marks by Gray color)
 - b. We can call the Metonic Cycle no. 32 a Cycle for the modified Lunar year with the Metonic Cycle (this Cycle in Table remarked by Yellow)

Second Part: The Study Of The column of the Basic Lunar Year (equals = 360 Days)

- 1- We see in the table the day common fractions spread through the cycles but these fractions unify to be one day each 4th Metonic Cycle which equals 76 Sidereal years (that similar to the Sidereal Year, 3 years equals 365 days and the 4th year is 366 days).....
- 2- but after 4th Metonic Cycle the last day of Basic Lunar year (which equals 360 days) doesn't correspond the last day of the Metonic Cycle because there are 39 days addition to the Basic Lunar years (means 76 Sidereal years = 77 Basic Lunar Years +39 days). And with the

- following cycles this number increases regularly by addition 39 days each 76 Sidereal years. (so after more 76 years we find at the 8th Metonic Cycle 154 Basic Lunar Year + 78 days.... And that continues)
- 3- But at Metonic Cycle No. 40th which equals 760 Sidereal Years we find this number equals 771 Basic Lunar years + **29 days**, and that means the rest days **decreased from 39 days to be 29 days during period (760 Sidereal Years -76 Sidereal years = 684 years)** and this is the difference between the Metonic Cycle No. 4 and Metonic Cycle No. 40...and all that says... **EACH 684 SIDEREAL YEARS, THE REST DAYS DECREASE 10 DAYS**
 - 4- Now we know that 39 days prevented the basic lunar year to end in the same day with the 4th Metonic Cycle, and we know this period 39 days decreases by 10 days each 684 sidereal years, and that means we need four Cycles which will decrease the 39 days to be (-1 day) which is the most near to the metonic Cycle.
 - 5- Now we need 4 Cycles of the period 684 years where **These 4 Cycles Equals 2736 Sidereal Years**
 - 6- And based on that the 2736 Phenomenon was a Metonic Cycle and this period was needed to Correspond the Basic Lunar year with the last day of Metonic Cycle (the Basic Lunar Year equals 360 days – the bible year which no one considers in modern life)
 - 7- Now we saw 39 days which found in Metonic Cycle No. 4, have decreased as (10/10/10/9) at interval 684 Sidereal years for each 10 days, by that we found the 2737 Egyptian phenomenon for which we researched,
 - 8- But still there are two questions, first about the number because we got the Cycle of 2736 Sidereal Years and not 2737 Sidereal Years, and the second question about the last day we need because 39 equals (10/10/10/9) and the decreasing **EACH 684 years equals 10 days** and that means the last cycle will have -1 day

We still have 2 question to answer respectively

The First Question

says we got relation to the Cycle 2736 Sidereal years and not to 2737 Sidereal years phenomenon? And how 2736 Cycle related to 2737 Cycle?

the answer

As we know Metonic Cycle is 6939.75days

We know Saros Cycle is 6585.35 days

And the difference between both is 354.2 days

Which equals a modified lunar year approximately..

While Metonic Cycle connected to Saros Cycle completely because the Metonic Cycle is The lunar Orbit Cycle and Saros Cycle is The Eclipse Cycles that made by the Moon itself.. all that say to us, there's great connection between both Cycles..

Because there's a complete year difference between them (regardless the explanation of How that occur!)

And we see this Cycle 2736 Sidereal years needs **a complete sidereal year** to be our phenomenon 2737 ...

So Both connected with Great Relation

While the first one depends on the Metonic Cycle that means the second also does.

The Second question about the minus day

39 days we found and the decreasing is 10 days each 684 Sidereal years means after 4 Cycles (2736 Sidereal years) the number 39 will decrease to be -1 day.. means the Metonic Cycle will finish after the last Basic lunar year day with one complete day..

So each 2736 Sidereal years we have -1 day

So this Cycle will continues to be 10 (-10) days and to consume in one Cycle 3736 Sideral Years

Where 27360 Sidereal years = 1440 Metonic Cycles (which we may call astronomy full day where the solar day equals 1440 Minutes).

A comment on

The Egyptian Astronomic Phenomenon 2737

I'm very surprised that there's no any study dealt "the 2737 Egyptian astronomic phenomenon"!

I see that not logical because the phenomenon tells us there were other people understood perfectly the universe astronomy and they gave us a great gift by building the great three pyramids as a references to such phenomenon, so why the modern astronomy doesn't try to compare our knowledge with theirs through encourage the studies and reports about this 2737 Egyptian astronomic phenomenon.. actually it's illogical to neglect such very great gift we didn't work for, but even got it without any payments or efforts, and its data are available to us to compare our knowledge with ancient knowledge and correct ourselves if it's necessary!!

AUTHOR CURRICULUM VITAE

Freelance Translator

CONTACTS

- Name : **Gerges Francis Tawdrous**
- Mobil : +201062723434 / +201022532292
- Telephone : +222550186
- E-mail : gergesfrancis@yandex.ru
mrwaheid1@yahoo.com
- Address : 11 Mohmed Rageb St – madenet El Saada
El Materiya – Cairo – Egypt

EDUCATION

(All Certificates
Are Attached)

- **Moscow -Russia** –Peoples Friendship University
Of Russia –Since 2009 Till 2013 –Faculty Of Science.
- **Nizhniy Novgorod –Russia**- The Russian Language
Training Course 2007- 2008.
- **Goethe institute - Cairo** – 2001 to 2007
- **Ain Shams University - Cairo**- Bachelor Degree Of
Commerce -2000

LANGUAGES

I provide the following translation

- English into Arabic and vice versa
- Russian into Arabic
- German into Arabic
- Translation, Proofreading, and Editing.
- The rate around 3500 words daily

SERVICES

WORK EXPERIENCE

- I have worked as freelance translator since 2003 till now, so I gained a great expertise in different fields.
- I achieved special experience in the legal, economic & technical fields, So I provide the perfect translation for the contracts, agreements, memorandums, specifications, laws, decrees, ...etc.
- I provide the English authenticated translation (acceptable by all courts, official organizations and the foreign embassies)

COMPUTER SKILLS

I am an experienced computer user, I work with MS Office (Word, Excel, etc.), Reader, Adobe Acrobat (full), WinZip, WinRar, etc.

PERSONAL DATA

- Date of Birth : 09/10/1974 – Cairo.
- Martial status : Single
- Nationality : Egyptian
- Religion : Christian

BEST REGARDS

Фамилия, имя, отчество

Гергес Фрэнсис Тавдрус Гергес

Дата рождения

09 октября 1974 года

Предыдущий документ об образовании

Сертификат о полном среднем образовании, 1994 год, Египет

Вступительные испытания **прошел**

Поступил(а) в

2010 году в Государственное образовательное учреждение высшего профессионального образования «Российский университет дружбы народов» (очная форма)

Завершил(а) обучение в

2012 году в Федеральном государственном бюджетном образовательном учреждении высшего профессионального образования «Российский университет дружбы народов» (очная форма)

Нормативный период обучения по очной форме **4 года**

Направление/специальность **Физика**

Специализация **не предусмотрена**

Курсовые работы:

1. По молекулярной физике, удовлетворительно
2. По информатике, удовлетворительно

Практика:

не проходил

Итоговые государственные экзамены:

не сдавал

Выполнение выпускной квалификационной работы

не выполнял

Продолжение см. на обороте

РОССИЙСКАЯ
ФЕДЕРАЦИЯ



г. Москва

ФЕДЕРАЛЬНОЕ ГОСУДАРСТВЕННОЕ
БЮДЖЕТНОЕ ОБРАЗОВАТЕЛЬНОЕ

УЧРЕЖДЕНИЕ ВЫСШЕГО

ПРОФЕССИОНАЛЬНОГО ОБРАЗОВАНИЯ

**«Российский университет
дружбы народов»**

**АКАДЕМИЧЕСКАЯ
СПРАВКА**

АВ 3048222

5429/н

(регистрационный номер)

11 сентября 2012

года

(дата выдачи)

Ректор

Декан

Секретарь



Документ содержит количество листов:

Лист №1

Государственное образовательное учреждение
высшего профессионального образования
Российский университет дружбы народов

ЗАЧЕТНАЯ КНИЖКА № 1032104509



Гергес Франсис Тавдарус Гергес

(фамилия, имя, отчество)

Египет

(Гражданство)

Физ.-мат.

(факультет)

НФ6+Д

(Специальность)

243/Н от 20.10.2010

(№ и дата приказа о зачислении)

Личная подпись
студента
01.11.2010
Дата выдачи
зачетной книжки

(Signature)
(Проректор)

(Signature)
(Декан факультета)



Все студенты обязаны сдавать экзамены за полный курс каждого предмета, вошедшего в учебные планы, а также сдавать зачеты по практическим работам после того, как данный курс прослушан студентом полностью.

Каждому студенту выдается единый студенческий билет и единая зачетная книжка. В зачетную книжку заносятся все предметы, обязательные для прохождения, оценки по экзаменам и зачетам.

Оценка в зачетной книжке проставляется лицами, проводившими экзамены и принимавшими зачеты.

При отчислении студента из Университета или переводе его в другое учебное заведение зачетная книжка сдается в Отдел учета студенческих кадров.

На время зимних и летних каникул зачетная книжка сдается в Деканат.

IN THE ALMIGHTY GOD NAME
Through the Mother of God mediation
I do this research

IELTS™

Test Report Form

ACADEMIC

NOTE Admission to undergraduate and post graduate courses should be based on the ACADEMIC Reading and Writing Modules.
GENERAL TRAINING Reading and Writing Modules are not designed to test the full range of language skills required for academic purposes.
It is recommended that the candidate's language ability as indicated in this Test Report Form be re-assessed after two years from the date of the test.


Centre Number Date Candidate Number

Candidate Details

Family Name

First Name

Candidate ID



Date of Birth Sex (M/F) Scheme Code

Country or Region of Origin

Country of Nationality

First Language

Test Results

Listening Reading Writing Speaking Overall Band Score CEFR Level

Administrator Comments

Centre stamp



Validation stamp



Administrator's Signature

Date

Test Report Form Number



The validity of this IELTS Test Report Form can be verified online by recognising organisations at <http://ielts.ucles.org.uk>



GOETHE-INSTITUT
KAIRO/ALEXANDRIA
المركز الثقافي الألماني

قسم اللغة
Sprachabteilung in Kairo
Sprachkurse und Pädagogische Verbindungsarbeit
13 Sh. Hussein Wassef,
Midan El-Missaha - Dokki
Tel: 02/7484500 - 7484501 Fax: 02/3354702
e-mail:sprache@cairo.goethe.org

Teilnahmebescheinigung

Hiermit wird bestätigt, dass

Herr Gerges Francis Tawdrous,

geb. am 09.10.1974 in Kairo/Ägypten,

in der Zeit vom 23.09.2006 bis zum 21.12.2006
am Goethe-Institut Kairo an einem

Deutschkurs der Niveaustufe B2

(Stufe 3 von 4 auf dem Niveau B2 des Gemeinsamen Europäischen Referenzrahmens)

teilgenommen hat.

Das Niveau des Kurses entspricht 600 Stunden Deutschunterricht.

Kairo, den 08.01.2007

Leiterin der Spracharbeit



www.goethe.de/cairo

Author Other Papers

I- The Holy Bible Studies

The Tabernacle Geometrical Structure

<http://vixra.org/pdf/1701.0344v1.pdf>

II- The Physics & Astronomy Studies

Solar Planets Order disproves the Gravity Theory (Part 7)

<http://vixra.org/abs/1801.0114>

Particle Double Nature Reason (Part 6)

<http://vixra.org/abs/1712.0398>

Copernicus-Kepler Model Modification (Part 5)

<http://vixra.org/abs/1711.0133>

"The Solar System Part 4"

"The Earth moves with the light velocity relative to the sun"

<http://vixra.org/abs/1709.0331>

"The Solar System Geometry (Part No.3)"

<http://vixra.org/abs/1707.0215>

also

<https://www.slideshare.net/Gergesfrancis/the-solar-system-geometry-part-no3>

"The Solar System Geometry (Part 2)"

<http://vixra.org/abs/1703.0178>

also

<https://www.slideshare.net/Gergesfrancis/the-solar-system-geometry-part-2>

" The Solar System Geometry (Part I)"

<http://vixra.org/abs/1509.0126>

also

https://www.slideshare.net/Gergesfrancis/the-solar-system-geometry-part-i-51989014?qid=a789c6b2-5395-4cde-be61-b777af04e643&v=&b=&from_search=2

The Time And Distance Definitions In The Solar System

<http://vixra.org/abs/1509.0241>

The Solar Eclipse Geometry Basics

<http://vixra.org/abs/1509.0276>

The 2737 Egyptian Phenomenon & Its identical distance 2737 millions km

<http://vixra.org/abs/1509.0242>

The Mars Data Analysis Proves the Rest Mass Concept is Unreal

<http://vixra.org/abs/1509.0244>

The Solar Eclipse "The Gravitation Theory Puzzle"

<http://vixra.org/abs/1509.0264>

All Manuscripts

<https://rudn.academia.edu/GergesTawadrous>

contacts

Gerges Francis Tawdrous

TEL +201022532292

E-mail georgytawdrous@yandex.ru
mrwaheid@gmail.com

LinkedIn <https://eg.linkedin.com/in/gerges-francis-86a351a1>

Academia <https://rudn.academia.edu/GergesTawadrous>

Twitter <https://twitter.com/Gergesfrancis>