

**The Solar System Geometry (Part 7)**  
**Solar Planets Order disproves the Gravity Theory**

By

**Gerges Francis Twadrous**

2<sup>nd</sup> course student – Physics Department - Physics & Math Faculty –

Peoples' Friendship University – Moscow – Russia -2010-2013

TEL +201022532292

[georgytawdrous@yandex.ru](mailto:georgytawdrous@yandex.ru) / [gergesgerges@yandex.ru](mailto:gergesgerges@yandex.ru)

**Abstract**

- The Solar Planets order proves that, the planet orbital distance is defined based on **his Diameter** and NOT his **Mass**, which disproves the Gravity Theory..

**But**

- Planet Diameter and Orbital Distance Relationship Equation is so hard to define...! Why?

**Because**

- The solar Group has 2 Heads (The Sun and Earth).  
The Solar Group is A Dipole....

We need to modify the Solar Group Basic Description to be " A Dipole System"...


- This paper also discusses the Sun nature and Origin...

**Keywords:** Solar System Description- Sun Nature – Dipole System

**S. Virgin Mary Assumption into Heaven.**

**Written in Cairo – Egypt**

**10<sup>th</sup> January 2018**



**IN THE ALMIGHTY GOD NAME**  
Through the Mother of God mediation  
I do this research

**Planetary Fact Sheet - Metric**

	<u>MERCURY</u>	<u>VENUS</u>	<u>EARTH</u>	<u>MOON</u>	<u>MARS</u>	<u>JUPITER</u>	<u>SATURN</u>	<u>URANUS</u>	<u>NEPTUNE</u>	<u>PLUTO</u>
<u>Mass</u> (10 <sup>24</sup> kg)	0.330	4.87	5.97	0.073	0.642	1898	568	86.8	102	0.0131
<u>Diameter</u> (km)	4879	12,104	12,756	3475	6792	142,984	120,536	51,118	49,528	2390
<u>Density</u> (kg/m <sup>3</sup> )	5427	5243	5514	3340	3933	1326	687	1271	1638	1830
<u>Gravity</u> (m/s <sup>2</sup> )	3.7	8.9	9.8	1.6	3.7	23.1	9.0	8.7	11.0	0.6
<u>Escape Velocity</u> (km/s)	4.3	10.4	11.2	2.4	5.0	59.5	35.5	21.3	23.5	1.1
<u>Rotation Period</u> (hours)	1407.6	5832.5	23.9	655.7	24.6	9.9	10.7	-17.2	16.1	-153.3
<u>Length of Day</u> (hours)	4222.6	2802.0	24.0	708.7	24.7	9.9	10.7	17.2	16.1	153.3
<u>Distance from Sun</u> (10 <sup>6</sup> km)	57.9	108.2	149.6	0.384*	227.9	778.6	1433.5	2872.5	4495.1	5870.0
<u>Perihelion</u> (10 <sup>6</sup> km)	46.0	107.5	147.1	0.363*	206.6	740.5	1352.6	2741.3	4444.5	4435.0
<u>Aphelion</u> (10 <sup>6</sup> km)	69.8	108.9	152.1	0.406*	249.2	816.6	1514.5	3003.6	4545.7	7304.3
<u>Orbital Period</u> (days)	88.0	224.7	365.2	27.3	687.0	4331	10,747	30,589	59,800	90,588
<u>Orbital Velocity</u> (km/s)	47.4	35.0	29.8	1.0	24.1	13.1	9.7	6.8	5.4	4.7
<u>Orbital Inclination</u> (degrees)	7.0	3.4	0.0	5.1	1.9	1.3	2.5	0.8	1.8	17.2
<u>Orbital Eccentricity</u>	0.205	0.007	0.017	0.055	0.094	0.049	0.057	0.046	0.011	0.244
<u>Axial Tilt</u> (degrees)	0.01	177.4	23.4	6.7	25.2	3.1	26.7	97.8	28.3	122.5
<u>Mean Temperature</u> (C)	167	464	15	-20	-65	-110	-140	-195	-200	-225
<u>Surface Pressure</u> (bars)	0	92	1	0	0.01	Unknown*	Unknown*	Unknown*	Unknown*	0
<u>Number of Moons</u>	0	0	1	0	2	67	62	27	14	5
<u>Ring System?</u>	No	No	No	No	No	Yes	Yes	Yes	Yes	No
<u>Global Magnetic Field?</u>	Yes	No	Yes	No	No	Yes	Yes	Yes	Yes	Unknown
	<u>MERCURY</u>	<u>VENUS</u>	<u>EARTH</u>	<u>MOON</u>	<u>MARS</u>	<u>JUPITER</u>	<u>SATURN</u>	<u>URANUS</u>	<u>NEPTUNE</u>	<u>PLUTO</u>

<http://nssdc.gsfc.nasa.gov/planetary/factsheet/>

**IN THE ALMIGHTY GOD NAME**  
Through the Mother of God mediation  
I do this research

**Contents**

Subject	Page No.
Abstract	1
Planetary Fact Sheet - Metric	2
Contents	3
1- Introduction	4
2- Research Methodology	5
3- Planet Diameter and Orbital Distance Relationship	6
3-1 Solar Planet order	6
3-2 Kepler 3 <sup>rd</sup> Law	7
3-3 Mars Axial Tilt	8
4- Planet Diameter And Orbital Distance Relationship Equation	9
4-1 Direct Relationships Between The Planet Diameter And his Orbital Distance	9
4-2 The Factor $(109)^2$	10
4-3 Venus Diameter Is <u>A Rate</u> Between Planet Diameter& Orbital Distance	11
4-4 Venus Diameter defines any planet orbital distance	12
4-5 Why There's A Relationship Between The Planet Diameter And His Orbital Distance?	15
5- Solar Group New Description	16
5-1- The Main Theory	16
5-2- Two Heads (Dipole) theory	19
5-3 Copernicus-Kepler Model Modification	20
6- The Sun Creation	22
6-1 Earth Mars Distance	22
6-2 Puzzles Explanation	23
6-3 The Moon Orbit Structure	25
6-4 Jupiter and Saturn Relationship With The Earth Moon	29
6-5 Why There's A Relationship Between The Planet Diameter And His Orbital Distance? (Revision and Extension)	36
6-6 The Value 58	37
7- The Universe Matter origin	39
7-1 The Knowledge is the Universe Matter Mother	39
7-2 The Solar System Geometry Main Features	40
Appendix No.1 The Planets alignment in December 2012	42
Author Curriculum Vitae	53
Author Other Papers	59

## **1- Introduction**

We know from Newton Gravitation Law That  
The Planet Orbital Distance is defined based on the gravity forces between the sun and the planet masses....

Where,

The Sun Mass is constant in all solar Planets Equations...

So,

The Planet Mass is The Main Player To define his Orbital Distance

But,

**Why the Solar Planets aren't ordered according to their Masses?**

i.e.

Why the Solar Planets Order is NOT as following

Jupiter – Saturn – Neptune- Uranus- Earth – Venus- Mars- Mercury - Pluto  
(from greater masses to smaller one regularly)?

### **ACTUALLY**

the planets positions and orbital distances are defined basically based on

### **Their Diameters**

The greater diameter has greater distance to the sun ...

### **Mercury – Venus – Earth**

But with Mars something was happened causing this relationship to be reversed

So,

the Greater diameter will have smaller distance...

### **Jupiter – Saturn – Uranus – Neptune – Pluto...**

The relationship reversing is occurred with Mars ....why?

We should answer this question in point No. 3 of this paper, in which I suggest a clear relationship between the planet diameter and his Orbital distance...

### **"Note Please,**

Uranus is greater in Diameter than Neptune, But Neptune is greater in Mass- and as we see Uranus before Neptune.... So the Order depends on the Diameters and NOT on the Masses!"

## **2- Research Methodology<sup>1</sup>**

I analyze the solar planets data to conclude the planet motion and origin  
And this data analysis may lead to a different theory about the planet motion,  
let's discuss an example in following....

### **The Moon Cycle (27.3 days)**

- The current theory tells us the moon revolves around the Earth one revolution each 27.3 days (moves daily 88000 km...)
- **My Theory Tells That, The Moon Revolves Around The Earth One Complete Revolution Daily (moves daily 2.41 million km)**

Let's explain my theory

- The moon apogee radius = 406000 km, its circumference = 2.58 mkm
- The Earth daily motion = 2.58 mkm

#### **Hypothesis**

- **The Whole Moon Orbit rotates daily a complete rotation (360 degrees) with the Earth around her axis...So,**

### **Why The Moon Himself doesn't revolve Around The Earth One Revolution Daily?**

- The Moon himself revolves A Complete Revolution Daily Around The Earth **IN THE OPPOSITE DIRECTION** To His Orbit Motion, and for that the moon doesn't be taken in his orbit motion with the Earth
- The Moon orbit circumference = 2.41 million km
- The apogee orbit circumference= Earth motion daily = 2.58 mkm,
- So the difference is 0.17 mkm, which causes The Daily Actual Displacement For The Moon...
- The Actual Moon Displacement Daily Is 88000 km, which equal 1/2 of the velocities difference. That because the opposite directions of the motions causes friction for the moon pulling process by his orbit velocity, resulting an actual distance = 1/2 the velocities difference.

This explains...

### **Why the moon orbit apogee circumference = The Earth daily motion**

So, the research methodology can be summarized in following:

- 1- I use NASA Planetary Fact Sheet – Metric – found in page No. 2 of my paper with its link.
- 2- I use the planets real data analysis to conclude the planet motion, geometrical structure and origin.
- 3- I suggest ideas to explain the data, extending our thinking beyond the current theories, seeking the Solar System true Geometry.
- 4- The most supported ideas I gather together to discover the True Solar System Geometry.

---

<sup>1</sup> - Research Methodology is repeated in my papers because my papers research methodology is the same, and the moon cycle alternative theory is mine and I want to discuss it...

### **3- Planet Diameter and Orbital Distance Relationship**

3-1 Solar Planets Order

3-2 Kepler 3<sup>rd</sup> Law

3-3 Mars Axial Tilt

#### **3-1 Solar Planets Order**

Solar Planets Order tells us that, the planet orbital distance is defined based on his diameter and NOT on his Mass

The clear order tells that easily

**Mercury – Venus – Earth...**

Greater Diameter needs Greater Distance to the Sun

But the relationship is reversing with Mars

So, after Mars the rule will change

Greater Diameter needs Smaller distance to the sun

**Jupiter – Saturn – Uranus – Neptune – Pluto...**

We can see that both groups are independent from each other

So Mars causes Not only the relationship reversing but also to separate the 2 parts from each other, So Pluto the smallest planet will be considered part of the outer planets and will not define his position before Mercury!

The chain is broken with Mars and reversed its relationship..! why

To answer this question we need to wait till point NO. 6 of this paper because we have many points to discuss before

What I can do here... is to prove that Mars is an exceptional Planet in the group

And in Point No. 6 we should explain the reason behind

Let's Prove Mars exceptionality in the solar Group

### 3-2 Kepler 3<sup>rd</sup> Law (Mars Axial Tilt)

Through Kepler third Law using for the solar group planets we find some interesting information as following

$$P^2 * 25 = d^3$$

Where

- **P** : The Planet orbital period
- **d** : The Planet orbital distance
- **25**: Mars Axial Tilt

The results are shown in the following table

<b>Table No.1</b>				
Planet	$P^2$	* 25	= $d^3$	Error
Mercury	$(88)^2$	<b>*25</b>	$(57.9)^3$	0.2%
Venus	$(224.7)^2$	<b>*25</b>	$(108.2)^3$	0.3%
Earth	$(366)^2$	<b>*25</b>	$(149.6)^3$	0
Mars	$(687)^2$	<b>*25</b>	$(227.9)^3$	0.3%
Jupiter	$(4331)^2$	<b>*25</b>	$(778.6)^3$	1.4%
Saturn	$(10474)^2$	<b>*25</b>	$(1433.5)^3$	1%
Uranus	$(30589)^2$	<b>*25</b>	$(2872.5)^3$	1.3%
Neptune	$(59800)^2$	<b>*25</b>	$(4495.1)^3$	1.5%
Pluto	$(90588)^2$	<b>*25</b>	$(5870)^3$	1.4%

### Kepler 3<sup>rd</sup> Law Discussion

I- The Table explanation

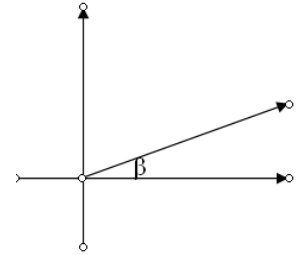
- Mars Axial Tilt = 25.2 Degrees (the table constant)
- The previous table uses directly Kepler 3<sup>rd</sup> Law for the solar planets motions. The planets used data are from NASA Planetary Fact Sheet, and the used units are standard units (the day for time and million km for distance). i.e. the constant is real and correct
- **The Previous table tells us that, Mars is specific Planet in the Solar Group and Not common one...**

### 3-3 Mars Axial Tilt (25.2 degrees)

Mars Axial Tilt = 25.2 degrees, but this value on the horizontal level,  
For the vertical level this value will be  $25.2 + 90 = 115.2$   
degrees..

$$(360/\pi) = 114.6$$

(almost = 115.2 degrees "error less than 1%")



That means **Mars Axial Tilt** is A rate of Cycles...

So Mars Axial Tilt 25.2 degrees should be considered as a cyclic Number  
(i.e. as 360 degrees or as  $\pi$ ... **Cyclic Numbers**)



#### **4- Planet Diameter And Orbital Distance Relationship Equation**

We have 2 questions to discuss

**1<sup>st</sup>** What equation can express the planet diameter relationship with his orbital distance? In sub-points **4-1 to 4-4** we try to define this Equation

**2<sup>nd</sup>** Why there's a relationship between the planet diameter and his orbital distance? How such relationship can be found? In 4-5 we should answer ...

let's start our try to define the Equation

#### **4-1 Direct Relationships Between The Planet Diameter And his Orbital Distance**

1-

$$\frac{\text{The Sun Diameter}}{\text{The Moon Diameter}} = \frac{\text{Earth Sun distance}}{\text{Earth Moon distance}} = \frac{\text{Earth Daily Velocity}}{\text{Earth Raduis}} = 400$$

2-

$$\frac{\text{Earth Orbital Distance}}{\text{The Sun Diameter}} = \frac{\text{The Sun Diameter}}{\text{Earth Diameter}} = \frac{\text{Earth Moon Distance}}{\text{Moon Diameter}} = 109$$

3-

$$\frac{\text{Earth Diameter}}{\text{Mars Diameter}} = \frac{\text{Mars Diameter}}{\text{Moon Diameter}} = \frac{\text{Earth Orbital Distance}}{\text{Earth Mars Distance}} = \frac{\text{Mars Orbital Period}}{\text{Earth Orbital Period}} = 1.9$$

(1.9 degree is Mars orbital inclination)

4-

$$\frac{\text{Earth Diameter}}{\text{Moon Diameter}} = \frac{\text{Moon Diameter}}{\pi D} = \frac{\text{The Sun Diameter}}{\text{Earth Moon Distance}} = \frac{\text{Uranus Orbital Distance}}{\text{Jupiter Orbital Distance}}$$

(D= covered distance by total solar eclipse shadow = 304 km)

5-

$$\frac{\text{Earth orbital distance}}{\text{Earth diameter}} = \frac{\text{Earth Mars distance}}{\text{Mars diameter}} = \frac{\text{Mercury orbital distance}}{\text{Mercury diameter}} = \frac{\text{Saturn orbital distance}}{\text{Satrun diameter}}$$

(Average Error 1.5%)

#### **The Discussion**

The first Equation is the reason why we see the sun disc = the moon disc

Which enable the total solar eclipse to be occurred

the previous equations tell us:

- The Planet Diameters are created related to each other geometrically, so they are Not created by random way...
- The Solar Group is One Machine and all solar planets are components of this same machine... (conclusion)

But No Equation we got yet? Let's continue

### 4-2 The Factor (109)<sup>2</sup>

Let's write the previous equation no. 5 in more details,

### "Gerges Francis Tawdrous Equation"

$$D = R \times (109)^2 \times \Pi^n$$

Where

D: is the distance between the planet to the sun or to another planet

R : is the planet diameter or radius

n=0 for planets (Mercury – Earth- Mars- Saturn-Jupiter- Pluto-Neptune)

n=2 for planets ( Venus – Uranus)

one exception: Neptune uses (109)<sup>3</sup>

let's see to what extent this is accurate

<b>Table No. 2</b>		
<b>"The Planet diameter &amp; orbital distance relationship"</b>		
	The Relationship	Error
Group I	Mercury orbital distance = Mercury diameter x (109) <sup>2</sup>	-
	Earth orbital distance = Earth diameter x (109) <sup>2</sup>	1.3%
	Saturn orbital distance = Saturn diameter x (109) <sup>2</sup>	-
	Mars- Earth distance = Mars diameter x (109) <sup>2</sup>	3%
	Jupiter– Mars circumference = Jupiter diameter x (109) <sup>2</sup>	1.8%
Group II	Venus orbital circumference = Venus radius x $\Pi^2$ x (109) <sup>2</sup>	4.4%
	Uranus –Pluto orbital = Uranus radius x $\Pi^2$ x (109) <sup>2</sup>	-
	Pluto orbital distance = Neptune diameter x $\Pi^2$ x (109) <sup>2</sup>	1%
Group III	Neptune –Saturn distance = Pluto diameter x (109) <sup>3</sup>	1.1%

### The Discussion

Spite of the equation is inconsistent approximately ...

I claim the concept is saved from the problems, and still trustee...

Because ....

The Equation defines

- The planet position in the solar group
- depends almost only on the planet diameter & (109)<sup>2</sup>

That tells us the concept is saved although the equation is inconsistent! why?

If the relationship is found in truth, why the equation is inconsistent?

(we should answer this question in next point (No. 5) of this paper)

**4-3Venus Diameter Is A Rate Between Planet Diameter & Orbital Distance**

Table No.3	"The Planet Diameter and Its Orbital Distance Relationship"	Error
<b>Venus diameter x planet diameter= the planet orbital distance</b>		
❖	<b><u>Venus Diameter</u></b> x Mercury diameter = <b><u>Mercury</u></b> orbital distance	1.9
❖	<b><u>Venus Diameter</u></b> x moon diameter = <b><u>Venus</u></b> / Earth distance	1.4
❖	<b><u>Venus Diameter</u></b> x Earth diameter = <b><u>Earth</u></b> orbital distance	3.1
❖	<b><u>Venus Diameter</u></b> x Mars diameter = <b><u>Mars</u></b> Earth distance	4.7
❖	<b><u>Venus Diameter</u></b> x Saturn diameter = <b><u>Saturn</u></b> orbital distance	1.7
❖	Mercury diameter x Jupiter diameter = <b><u>Mercury / Jupiter</u></b> distance	-
❖	(Uranus diameter) <sup>2</sup> = Mars / <b><u>Uranus distance</u></b>	1.1
❖	Saturn radius x Neptune diameter = <b><u>Saturn Neptune distance</u></b>	1.7
❖	<b><u>Venus Circumference</u></b> x Neptune Circumference = <b><u>Pluto orbital distance</u></b>	1.7
❖	Venus Circumference x $\Pi$ = Saturn diameter	
<ul style="list-style-type: none"> <li>• "-" means the error less than 1%</li> <li>• <b>Most Planets Follow The Same Rule</b> ....Just because Pluto diameter is small and its distance is very long, Neptune helps him to define its orbital distance by Saturn diameter, for that Neptune /Saturn distance had to be defined by Saturn radius.</li> </ul>		

**The Discussion**

Tables No. 2 and 3 tell us almost the same information

For some reason Neptune and Pluto are exceptional .. why?

The logical answer because Pluto diameter is very small and his orbital distance is the longest one... So he needed help from Neptune... which is clear in both tables...

For sure there's a relationship between the planet diameter and his orbital distance but why **we can't catch the Equation?!**

**Please Note,**

Pluto position at the chain end is found because of the relationship reversing at Mars, that lead to disturb the planets distribution where Neptune has to help Pluto to define his orbital distance (may be this is the reason why Bode Law couldn't define Neptune Orbital distance)..we should know why the relationship is reversed at Mars (Point No. 6 of this Paper)

#### 4-4 Venus Diameter defines any planet orbital distance

**(Gerges Francis Equation)**

$$D = AR_v^2 \Pi^n$$

Where

D= the planet distance to the sun or to another planet

A= constant

R<sub>v</sub>= Venus diameter

Let's see that in following

<b>Table No. 4</b>				
<b>Constant</b>	<b>*Π<sup>n</sup></b>		<b>The distance</b>	<b>Error</b>
(Venus diameter) <sup>2</sup>	* Π <sup>0</sup>		149.6 mkm Earth orbital distance	2%
	* Π		455.8 m km Mars Orbital diameter	-
	* Π <sup>2</sup>		1433.5 mkm Saturn Orbital distance	-
	* Π <sup>2</sup>	/2	720.3 mkm Mercury Jupiter distance	-
	* Π <sup>2</sup>	*2	Uranus orbital distance	-
	* Π <sup>2</sup>	*4	Pluto orbital distance	1.4%
	* Π <sup>3</sup>		Neptune orbital distance	1.1%
	* Π <sup>-1</sup>	*2	Earth Mercury distance	2%
	* Π <sup>-2</sup>	*4	Mercury orbital distance	2.5%
	* Π <sup>-2</sup>	*8	Venus Mars distance	-
Note please : (-) means the error less than 1%				

#### **The Discussion**

This table add even more puzzles and not solutions

Why Venus diameter is **the same constant** defining all planets orbital distances?

We discuss a relationship between the planet diameter and his orbital distance, How that can be possible to define any planet orbital distance based on Venus Diameter?!

Let's think.... If

1- A planet orbital distance is defined based on Venus diameter(as in the table)

2- There's a relationship between the planet diameter and his orbital distance

So, there are relationships between the planets diameters with each other...

Now we have serious question "How the Planet diameter is created? (How the matter is created)

Before to answer let's see if really there are a relationships between the planet diameters with each other in following...

**4-4-1 Solar Planets are related to each other geometrically**

<b>Table No.5</b>		<b>No Error More Than 1.5%</b>
<b>The Relationship</b>		<b>The Rate</b>
Earth Diameter / Venus Diameter	=	A
= Mars Diameter / Earth Radius	=	
Mars Diameter / Venus Radius	=	A <sup>2</sup>
= Venus Diameter / Moon Circumference	=	
= Moon Radius * π/ Mercury Diameter	=	
= Pluto Circumference / Mars Diameter	=	
= Uranus Circumference / Jupiter Diameter	=	
= lunar apogee radius / lunar perigee radius	=	
Pluto Circumference / Earth Radius	=	A <sup>3</sup>
= Mercury Circumference / Earth Diameter	=	
= Earth Diameter / Moon Circumference	=	
= Uranus Radius / Mars Circumference	=	
= Jupiter Diameter / Saturn Diameter	=	
= Saturn diameter / Uranus Diameter	=	
Venus Radius / Mercury Diameter	=	A <sup>4</sup>
= Uranus Diameter / Earth Circumference	=	
Uranus Diameter / Venus Circumference	=	A <sup>5</sup>
Jupiter Radius / Uranus Diameter	=	A <sup>6</sup>
= Mercury Diameter / Moon Diameter	=	
= Mars Diameter / Mercury Diameter	=	

---

**Table No. 5 Discussion (Previous Table)**

❖ **Let's explain the table....**

- For example, the Relationships =  $A^3$  are 6 Relationships.... The table tells us these 6 relationships are equal each other and all of them =  $A^3$ .
- We should note also that the table relationships use the same root ( $A = 1.053866$ ), but this value is powered by different powers (1,2,3,4,5,6...)

**The General discussion ....**

- Let's ask the main question.... Do The Relationships in table No.5 refer to real geometrical relationships between the planets diameters?

Let's start with the eclipse...

- The total solar eclipse tells us there are some geometrical relationships between the Sun, Moon & Earth diameters relating to the sun & moon distances to the Earth...

Although, we can't see any geometrical relationship in the rate...

$$\frac{\text{The Sun Diameter}}{\text{The Moon Diameter}} = 400$$

But the geometrical relationship is shown clearly in the equation

$$\frac{\text{The Sun Diameter}}{\text{The Moon Diameter}} = \frac{\text{Earth Sun distance}}{\text{Earth Moon distance}} = 400$$

So, if we understand How the geometrical process works, we will see clearly the geometrical relationships, but if we don't understand the process, we would see the geometrical relationships as just rates may have no meaning..

- I want to say... if we understand correctly the solar group geometry, we would understand the geometrical relationships roles which are found in previous table.. in this case we would Not consider any of them as "Pure Coincidence" ....

- So, the previous 2 tables No. 4 + No. 5 tell us the following:

1st- There's relationship between the planet diameter and his orbital distance

2nd- There are geometrical relationships between planets diameters with each other

3rd- That's why Venus Diameter is the constant in Equation defines any planet orbital distance

**Conclusion**

There's a relationship between the planet diameter and his orbital distance and also there are relationship between the planets diameters with each other.!

Why? How such relationships can be found? Let's answer in following...

#### 4-5 Why There's A Relationship Between The Planet Diameter And His Orbital Distance?

The main theory (point No. 5) will explain that clearly as possible, but here I can refer to the basic concept ...

##### 4-5-1 The Moon Diameter Angle (0.5 degrees)

2 rays touch the moon diameter both sides

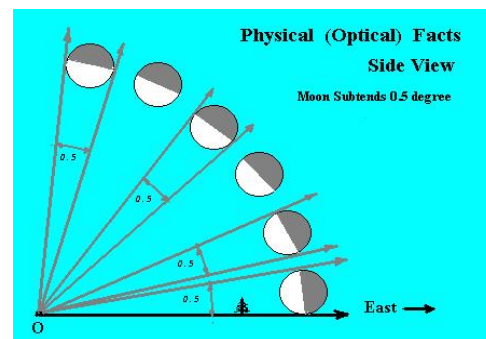
Its angle = 0.5 degrees

i.e.

0.5 degrees = 3475 km (moon diameter)

i.e.

360 degrees (Full Cycle) = 2.5 million km



Moon Orbit Circumference = 2.5 million km

What does that mean?

I suggest that,

#### The Light Rays Created The Moon (Matter) And His Motion Orbit

This is repeated with the sun also

##### 4-5-2 The Moon Diameter Angle (0.5 degrees)

2 rays touch the sun diameter both sides

Its angle = 0.5 degrees

i.e.

0.5 degrees = 1392000 km (Sun Diameter)

i.e.

360 degrees (Full Cycle) = 1002 million km

With discount = 7.25%

360 degrees (Full Cycle) = 940 million km

Earth Orbit Circumference = 940 million km

I suggest that,

#### The Light Rays create The sun (Matter) And Earth Motion Orbit

The Earth moves with light velocity relative to the sun

<http://vixra.org/abs/1709.0331>

#### Note/

The discount 7.25% is made by Lorenz Contraction...

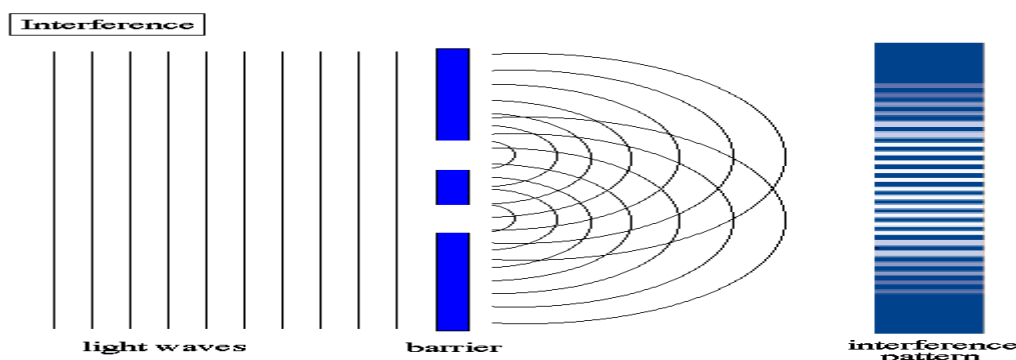
Please read the main theory in following Point (No. 5) to answer How the matter is created?

#### Conclusion:

The light produces the matter with its motion orbit...i.e. the matter is found only in motion.

## 5- Solar Group New Description

### 5-1 The Main Theory



- 2 light beams got coherence together
- The light coherence we learnt from Young experiment "**Double Slit Experiment**" from which we knew that, the light can get coherence and the result will be bright fringes (spots) and dark spots between each other...
- The Bright Fringes We See As Planets But The Black Fringes We See As Dark Spaces...

#### Why we see the bright fringes as planets?

- Because The Earth moves with  $C$  velocity relative to the sun and we move with the Earth by the same velocity...  
i.e.  
No difference in velocities are found between our and Earth motions  
For that we see the Earth as matter only because there's no difference in velocities between both.

#### But why we see the sun as a source of light?

- Because there's a difference in velocities =  $C$  velocity between the Earth and the sun motions, I explained that with details also in the same paper

Please read it...

The Earth moves with light velocity relative to the sun

<http://vixra.org/abs/1709.0331>

#### Can we define the Matter based on this explanation?

- The reason to see the matter or the light is the velocities difference, this idea we have learnt from the Relativity theory.. So, because the Earth and all planets move with  $c$  velocity, and no difference in velocities between them, that's why we see all of them as just matters. When the velocities difference is found (as between the Earth and sun motions) we see the sun as a light



### **5-1-1 The Matter production by Young or Anderson experiments**

- It's important to understand that the matter production from the light is made by only one method, So this idea in which the planets matter are created by the light beams coherence, **Is The Same Method** which Anderson used to produce Electron and positron from Gamma rays (1932)! Because of the particle double nature, Let's discuss that deeply
- Anderson produced electron and positron from Gamma rays 1.2 Mev, by his experiment we learnt that the matter can be created from the light (Gamma rays)... but we should notice that, my suggested idea to produce the matter by the light coherence (according to Double Slit Experiment) is the same method because the particle has double nature. So if the particle behaves as a particle he'll be produced by Anderson method, but if the particle behaves as a wave he will be produced by my idea... both cases produce the same particle.
- **The Main idea here:**
  - The Matter is made of light (electromagnetic waves)
  - Young Experiment (Double Slit Experiment) produces the particle in wave form
  - Anderson experiment (pair production) produces the particle in particle form...
  - The Light uses Anderson Experiment to produce electron and positron because he changes the frame in which he moves (from Light into matter)
- We need more deep vision here....Anderson Experiment produces electron and positron, so the product matters are in motions because of their charges, and these motions & their velocities are defined before the creation, because they are created from the Gamma rays (specific energy amount)... i.e. the input is defined value so the output should be the same value because of the energy conservation....
- By this same way the matter is created by my suggested idea, the matter is created in motion and this motion with its velocity is defined before the creation... now the motion of electron and positron depend on their charges...but that's just outer face... the inner concept tells us that, the produced matter should be in motion regardless the reason... that's the main point... because the motion is a part of the balance based on which the matter is produced (or part of the light coherence based on which the matter is produced).... Let's explain that more clearly

- I want to say that,
  - The matter is produced from the light,
  - The matter is produced in motion.. why? because by this motion the matter will produce light again, and so it will be a cycle and the energy will be conserved...So when Gamma rays gave birth to electron and positron we found they have necessary motions based on their charges.... But this is a reason for this situation, and when the matter is created deprived from the charges, the matter will find another reason to move her defined motion which is defined before her creation...
  - i.e. the motion is part of the matter creation

**SHORTLY**.... The light can be transformed into matter, which will be produced in motion, and by this motion the matter will produce a light again to complete the cycle and conserve the energy...

**Please Note:**

By using the previous theory we can explain the Nature-Duality Reason  
Why the particle has double nature? Why behaves as particle and as wave?  
Because there's more than one frame in the solar group  
If the particle moves in frame has velocity with difference = C relating to my velocity so, I'll see it as a wave (light)  
But if the particle moves with my velocity (no difference in velocities) I would see it as particle (matter)  
Please read that in details in my paper

Particle Double Nature Reason

<http://vixra.org/abs/1712.0398>

## 5-2 Two Heads (Dipole) theory

Let's ask again,

Why was the Planet diameter and orbital distance equation inconsistent?

Because the current solar group description is incorrect ...

the solar group is a dipole, it has 2 heads

### I- Earth Followers

$$\frac{\text{Earth Diameter}}{\text{Earth Orbital Dis tan ce}} = \frac{\text{Mercury Diameter}}{\text{Mercury Orbital Dis tan ce}} = \frac{\text{Saturn Diameter}}{\text{Saturn Orbital Dis tan ce}} = \frac{\text{Mars Diameter}}{\text{Mars Earth Dis tan ce}}$$

$$\frac{\text{Earth Diameter}}{\text{Pluto Diameter}} = \frac{\text{Jupiter Pluto Dis tan ce}}{\text{Earth Orbital Circumference}}$$

(Mars Equation error 3%- Pluto Equation error 1.3%- no more errors)

### II- Sun Followers

$$\frac{\text{the - Sun - diameter}}{\text{Uranus - Diameter}} = \frac{\text{Uranus - Orbital - dis tan ce}}{\text{Sun - Venus - dis tan ce}} \quad (\text{error } 2.5\%)$$

$$\frac{\text{the - Sun - diameter}}{\text{Neptune - Diameter}} = \frac{\text{Neptune - Mars - dis tan ce}}{\text{Earth - orbital - dis tan ce}} \quad (\text{error } 1.5\%)$$

$$\frac{\text{the - Sun - diameter}}{\text{Jupiter - Diameter}} = \frac{\text{Jupiter - orbital - dis tan ce}}{\text{Earth - Mars - dis tan ce}} \quad (\text{error } 2\%)$$

$$\frac{\text{the - Sun - diameter}}{\text{Venus - Diameter}} = \frac{\text{Pluto - orbital - dis tan ce}}{\text{Mercury - Venus - dis tan ce}} \quad (\text{error } 1.5\%)$$

$$\frac{\text{the - Sun - diameter}}{\text{Moon - Diameter}} = \frac{\text{Earth - orbital - dis tan ce}}{\text{Earth - Moon - dis tan ce}}$$

### The Discussion

The previous equations tell us there are 2 categories in the solar group

Some planets follow the Earth (Mercury , Mars , Saturn and Pluto)!

and others follow the sun (Venus, Moon, Jupiter, Uranus and Neptune)!

## The Solar System Is A Dipole

## So We Have 2 Heads In The Solar Group

The Great head is the sun

The second one is the Earth....

Now we can see why we need to modify Copernicus-Kepler Model.

### **5-3 Copernicus-Kepler Model Modification**

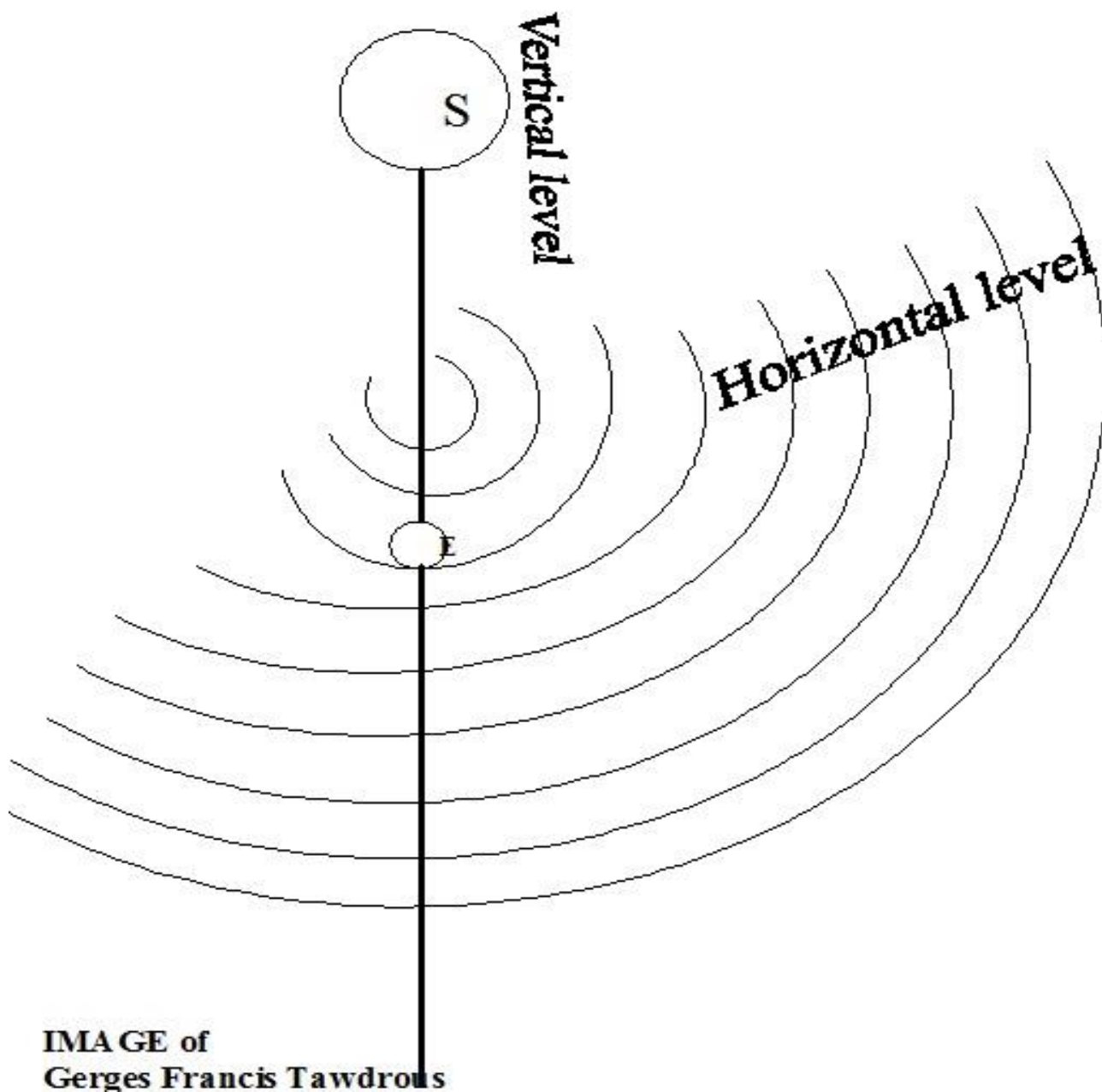
Please read the details in my paper  
Copernicus-Kepler Model Modification  
<http://vixra.org/abs/1711.0133>

Let's summarize the whole Idea in following

#### **The Copernicus-Kepler Model Modification:**

- 1- The sun is on the vertical level relative to the Earth.
- 2- All solar planets are found on the horizontal level relative to the Earth
- 3- The Sun is higher than the Earth, and higher than all solar planets
- 4- The straight line from the Sun to the Earth is the main line in the solar group
- 5- The planets revolve around this line, and not around the sun herself..
- 6- i.e. the Planets revolve around the line connected between the Sun and the Earth...
- 7- That means when the planet revolve around the sun, he will revolve around the Earth also because both of them connected by this same one line
- 8- That's why, the Ptolemy model lived very long time, because it was correct
- 9- So if the planet revolve around the sun or around the Earth the result will be the same, because both of them contributed to create the main line in the solar group
- 10- And because the sun is higher than the Earth, we see the sun hesitating motion to forward and backward with angle 63.7 degrees yearly, as a circle motion
- 11- So the sun circle motion is NOT true, but resulted from our wrong vision for the sun motion...
- 12- I claim, the planets from the Earth to Pluto move toward the sun, but Mercury and Venus move in the reverse direction
- 13- The Earth daily displacement toward the sun = 1 km
- 14- The previous modification can give us some explanation for the Egyptian astronomical phenomenon 2737, in which Mercury, Venus and Saturn were perpendicular on the Earth on 3/12/2012 (on the three Egyptian pyramids heads), which proves, that the planets Not only revolve around the sun but also revolve around the Earth, supports this modification.

## COPERNICUS – KEPLER MODEL MODIFICATION



- The Planets Revolve Around The Line Connected Between The Earth And The Sun, And Not Around The Sun Herself.

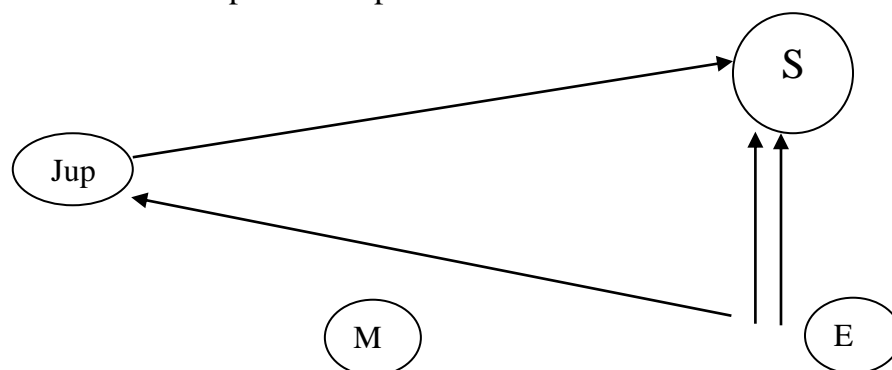
## 6- The Sun Creation

Let's remember the question...

### Why was the planet diameter and orbital distance relationship reversed with Mars?!

Because The Sun is created in the Distance between Earth and Mars!!

This strange answer will provide answers from many puzzles, so let's explain and the answer and then refer to the puzzles explanations



### 6-1 Earth Mars Distance

The figure may help the explanation, E= Earth, M= Mars, Jup= Jupiter, S= Sun

1. As we have studied in the main theory (Point No. 5-1) the Earth moves with light velocity relative to the sun  
i.e.
2. The Earth transforms here mechanical waves into light beams...

please read it in details in my paper

The Earth moves with light velocity relative to the sun

<http://vixra.org/abs/1709.0331>

3. The produced light beams are collected in the Lunar Umbra (1.392 million km = the sun diameter) and sent from this place to above (vertically), using the moon cooperation in the process, So these beams will move toward the sun point ...
4. The sending beams will have no reflection neither on Earth nor on Mars
5. But some beams move toward Jupiter (during 35 minutes) and reflect on him, which will move toward the sun point
6. Now 2 light beams will meet each other on the Sun point (Light Coherence), and from this coherence the sun will be created...
7. So, the sun is found based on the light beams sent from the Earth in coherence with the light beams reflected from Jupiter...

### 6-2 Puzzles Explanation

The previous idea give solutions for many puzzles...

Let's see some of them

#### - Why was the Relationship was reversed (The Planet diameter and orbital distance relationship)?

Because there's another sun (light collections) are found between Earth and Mars

#### - Why Mars is So exceptional Planet?

The same previous answer

#### - Why The Sun Diameter = Lunar Umbra Length?

#### - Why The Sun diameter = Jupiter Diameter \* $\Pi^2$ ?

#### - Why Jupiter Orbital distance = Mars Earth Distance \* $\Pi^2$ ?

Also Many relationships we can explain now based on the previous Explanation.... For example

1-

$$\frac{\text{The Sun Diameter}}{\text{The Moon Diameter}} = \frac{\text{Earth Sun distance}}{\text{Earth Moon distance}} = \frac{\text{Earth Daily Motion}}{\text{Earth Raduis}} = 400$$

2-

$$\frac{\text{Earth Orbital Distance}}{\text{The Sun Diameter}} = \frac{\text{The Sun Diameter}}{\text{Earth Diameter}} = \frac{\text{Earth Moon Distance}}{\text{Moon Diameter}} = 109$$

3-

$$\frac{\text{Earth Diameter}}{\text{Mars Diameter}} = \frac{\text{Mars Diameter}}{\text{Moon Diameter}} = \frac{\text{Earth Orbital Distance}}{\text{Earth Mars Distance}} = \frac{\text{Mars Orbital Period}}{\text{Earth Orbital Period}} = 1.9$$

(1.9 degree is Mars orbital inclination)

4-

$$\frac{\text{Earth Diameter}}{\text{Moon Diameter}} = \frac{\text{Moon Diameter}}{\pi D} = \frac{\text{The Sun Diameter}}{\text{Earth Moon Distance}} = \frac{\text{Uranus Orbital Distance}}{\text{Jupiter Orbital Distance}}$$

(D= covered distance by total solar eclipse shadow = 304 km)

All previous relationships will not be considered as pure coincidences but we have easily explanations for them....

### **BECAUSE**

The sun 2 Light beams sent from the **Lunar Umbra And Jupiter**  
For that reason the sun diameter is created related to both of them  
**Related To The Moon And To Jupiter**

That also tells us, the moon is NOT Common Moon in the solar group  
Where he's very effective in the Sun Creation...

I wish the reader sees, I don't create the strange ideas... I HAVE TO create them because of hundreds of puzzles I found in the solar group

- Also Note

- Why Pluto orbital distance  $5870 = (77)^2$   
(78.3 Earth Mars distance – 1.392 mkm Lunar Umbra Length =77)

$(149.6 \text{ mkm})^2 + (78.3\text{mkm})^2 = (\text{Neptune Orbital Circumference})^{1/2}$

- Why Neptune Orbital Distance =  $2\pi * \text{Jupiter Orbital Distance}$

- Why some observations see 2 suns in our sky? Because the Sun is Just an image and can be repeated easily...

- How the Sun can be absent from the whole Earth for long period (3 hours) or (3 days) ... because the sun is a collection of light beams can easily be consumed as energy and not reach to the sun point...

- I may suggest that, The sun is A River of Light

There are more details in my paper

**The Solar System Geometry (Part 2)**

<http://vixra.org/abs/1703.0178>

Now let's explain the moon orbit structure



### 6-3 The Moon Orbit Structure

We should remember our puzzle "**The Moon Orbit Puzzle**"

- 1- The Distance Between the Earth and The Moon (at Perigee Point) = The Outer Planets Diameters Total.
- 2- The Distance Between the Earth and The Moon (at Apogee Point) = All Solar Planets Diameters Total
- 3- The Distance Between Perigee And Apogee = The Solar Inner Planets Diameters Total= Earth Circumference

"Is There A Geometrical Reason Behind The Previous Relationships?"

#### The Following Table Extends The Previous Relationships

<b>Table No. 6</b>		
<b>"The Solar Planets Diameters Total Relationship With The Moon Orbit"</b>		
If Earth diameter = 12756 km, is considered to be = <b>1</b>		
i.e. The Earth Circumference which = 40080 km, will be just = <b>π</b>		
<b>So The Following Is Correct</b>		<b>Error</b>
❖ Earth Circumference	= <b>π</b>	-
❖ Solar Inner Planets diameter total	= <b>π</b>	-
❖ Moon motion free space (from perigee to apogee) (the free space without the moon diameter)	= <b>π</b>	1.3%
❖ Moon Perigee orbit radius	= <b>9 π</b>	-
❖ Solar outer planets diameters total	= <b>9 π</b>	-
❖ Moon orbit apogee radius	= <b>10 π</b>	1.2
❖ All solar planets diameters total	= <b>10 π</b>	1
❖ <b>2</b> Jupiter diameter + Saturn diameter	= <b>10 π</b>	-
❖ Saturn Circumference = Moon orbit radius at total solar eclipse	= <b>9.5π</b>	-
❖ Jupiter Circumference	= <b>11 π</b>	1.9
❖ The Sun diameter	= <b>11 π<sup>2</sup></b>	1.2

Also

### **The Cycles**

- Metonic Cycle 6939.75 days
  - = 19 sidereal years (365.25days) (Earth motion)
  - = 235 synodic month (29.53 days) (moon motion)
  - = 20 nodal years (346.6 days) (moon orbit motion)
- Saros Cycle 6585.321 days
  - = 239 \* 27.55 days (anomalist month)
  - = 223 \* synodic month (29.53 days)
  - = 19 nodal years (346.6 days)

The moon, sun and moon orbit motions are in harmony with each other...!

Why

How the previous relationships can be explained?

Why are The Previous Relationships Found?

Because the Sun is born from the Moon orbit ...

i.e.

The Energy is transferred into the sun from the moon orbit

Let's see that deeply

The planets load their motions on Earth motion to create Earth loaded motion

These loadings are done through the moon orbit

the planet motions are their energies, loaded on the moon orbit and from him will be transferred to the Earth...

Now we can understand why the moon orbit moves with the Earth along distance = 2.5 million km (The moon alternative theory I explained on Research Methodology)

Please review my paper

**The Solar System Geometry (Part 2)**

<http://vixra.org/abs/1703.0178>

Let's explain an example to see this situation in more clear

Let's ask why the moon has 2 months?! 27.3 and 29.53 days?

### **6-3-1 The Lunar Month**

Please read

The Earth moves with light velocity relative to the sun

<http://vixra.org/abs/1709.0331>

We have explained that (Planets motions total daily = 1/4 C)

So,

the Earth loaded motion = 1/4 C

And this velocity we reach as following

$$V = \frac{d}{t}$$

**Where**

d = 17.6 million km (the planets distances total daily)

t = 237 seconds (the new time rate of the Earth day)

so

$$V = \frac{1}{4}C$$

But what about the C velocity, what distance we need to perform C rating to the same time...

d' = 17.6 m km x 4 = 71 million km

The required distance is 71 million km

This Value is **The Earth Quantum Energy**

That means, no planet load his velocity on Earth daily, but the loaded velocities are sent in quantum...

Let's study that in details

The Moon load his velocity on the Earth, So the Earth velocity will be increased by his velocity

But How the moon load his velocity on the Earth velocity?

Each 29.53 days!

The moon moves daily 2.41 million km (based on my previous idea)

**71 million km = 2.41 million km x 29.53 days**

So the moon load his velocity on the Earth once each 29.53 days

But how the moon load his velocity on the Earth?

He load his velocity on his orbit, and his orbit rotates with the Earth daily (as I explained)

So, the moon orbit moves daily 2.58 million km ...  
Because he moves with the Earth...

**71 million km = 2.58 million km x 27.3 days**

**What that means?**

The moon load his velocity on his orbit in 29.53 days but the orbit load this velocity to the Earth in 27.3 days, So the rest part of the moon velocity will be the starting point for the next process...

For that reason the moon has 2 month periods  
27.3 days sidereal month  
29.53 days synodic month...

The previous process was the simple one,  
And the other planets follow this same rule according to their orbital period and velocities ... which will make the explanation somehow complex  
Anyway the basic concept of Earth load velocity becomes clear ...

Just I need to confirm on that  
**The Earth Quantum Energy = 71 million km**

## 6-4 Jupiter and Saturn Relationship With The Earth Moon

### 6-4-1 The Solar group geometrical structure is created Based on Jupiter and Saturn

I have 12 equations express the relationships between Jupiter and Saturn, let's write them in following

$$\diamond \frac{\text{Saturn} - \text{Circumference}}{2 * \text{Jupiter} - \text{Diameter}} = \frac{\pi}{\pi + 1} \quad (\text{Eq No. 1})$$

$$\diamond 1 \text{ Saturn Diameter} + 2 \text{ Jupiter diameters} = \text{the solar group planets diameters total} = \text{the distance between Earth and Moon (Apogee point)}. \quad (\text{Eq. No.2})$$

$$\diamond 2 \text{ Jupiter Circumferences} - 1 \text{ Jupiter diameter} = 2 \text{ Saturn Circumference} \quad (\text{Eq. No.3})$$

$$\diamond \text{Saturn Circumference} = \text{the distance between Earth and Moon (total solar eclipse point)} \quad (\text{Eq. No.4})$$

$$\diamond \text{Jupiter Circumference} - \text{Apogee point radius} = \text{Apogee point radius} - \text{Perigee point radius.} \quad (\text{Eq. No. 5})$$

### Pythagoras theory relationships...

$$\diamond \text{The distance between Earth and Moon (Apogee point)} = \sqrt[2]{(\text{Jupiter} - \text{diameter})^2 + (\text{Saturn} - \text{Circumference})^2} \quad (\text{Eq. No. 6})$$

$$\diamond \text{Saturn} - \text{Circumference} = 2 \times \sqrt[2]{(\text{Jupiter} - \text{diameter})^2 + (\text{Saturn} - \text{diameter})^2} \quad (\text{Eq. No.7})$$

$$\diamond \text{Saturn} - \text{Circumference} = \sqrt[2]{(\text{Perigee} - \text{radius})^2 + (86000)^2} \quad (\text{Eq. No.8})^2$$

$$\diamond \text{Saturn} - \text{Diameter} = \sqrt[2]{(86000)^2 + (86000)^2} \quad (\text{Eq. No.9})$$

$$\diamond \text{Jupiter} - \text{Diameter} = 2 \times \sqrt[2]{(\text{Uranus diameter})^2 + (\text{Neptune diameter})^2} \quad (\text{Eq. No.10})$$

$$\diamond \text{Uranus Diameter} = \sqrt[2]{(\text{Neptune diameter})^2 + (\text{Earth diameter})^2} \quad (\text{Eq. No.11})$$

$$\diamond \frac{\text{Sun} - \text{diameter}}{\text{Earth} - \text{Moon} - \text{dis tan ce}} = \frac{\text{Earth} - \text{diameter}}{\text{Moon} - \text{diameter}} = \frac{\text{Jupiter} - \text{Circumference}}{\text{Saturn} - \text{diameter}} = 3.66 \quad (\text{Eq. No. 12})$$

<sup>2</sup> - The value 86000 km we will discuss later

## **The Equations Discussion**

The previous equations tell us many information, but let's discuss just one of them...

Eq. No. 3

❖  $2 \text{ Jupiter Circumferences} - 1 \text{ Jupiter diameter} = 2 \text{ Saturn Circumference}$

This equation almost tell us that,  
Saturn diameter is defined based on Jupiter diameter..! why? And How?

How the planet diameter is created? What rules control this process? We don't know, We have no such rules? And no one can explain why any planet diameter has any value!!

Just because many equations use 2 diameters or circumferences of Jupiter, I feel the important equation (Rq. No. 2) gets some support!

❖  $1 \text{ Saturn Diameter} + 2 \text{ Jupiter diameters} = \text{the solar group planets diameters total} = \text{the distance between Earth and Moon (Apogee point)}$ .

to see the relationship between Jupiter and Saturn more clear, we should discuss the moon orbit...

Let's try to do that

## 6-4-2 The Moon orbit relationship with Jupiter & Saturn

The moon has 3 specific points in his motion orbit, which are:

- ❖ **Perigee Point:** the nearest point to the Earth at distance 363000 km
- ❖ **Total Solar Eclipse Point,** at distance 378827.4 km  
(= Saturn circumference)
- ❖ **Apogee Point:** the farthest point from the Earth at distance 406000 km

And I add

- ❖ **Jupiter circumference point:** at distance 449378 km
  - The distance from Jupiter circumference point to perigee = 86000km
  - The distance from Jupiter circumference point to Apogee = 43000 km

### **Why I added Jupiter Circumference point?**

I learnt that from the moon orbit,

Saturn circumference= The total solar eclipse point, which is important point in the moon orbit...

And

We have seen, there's a strong relationship between Jupiter & Saturn,

So I supposed that..

May Jupiter Circumference also = some important point in the moon orbit!

### **But what I got from this supposition?**

I got 3 equations as following

- ❖ **Jupiter Circumference – Apogee point radius = Apogee point radius – Perigee point radius..** (Eq. No. 5)

In this equation we see that, the distance between Jupiter circumference point to apogee point = 43000 km and the distance from apogee point to perigee point = 43000 km!

i.e. Apogee point is in the middle point between Jupiter Circumference point and perigee point!

i.e.

distance from perigee to Jupiter circumference = 43000+43000 = 86000 km

- ❖  **$Saturn\ -\ Circumference = \sqrt[2]{(Perigee - radius)^2 + (86000)^2}$**  (Eq. No.8)

Eq. No. 8 tells us that, the total solar eclipse point (= Saturn circumference)

Is the right triangle hypotenuse whose sides are perigee radius and distance 86000 km

That means the Total Solar point is defined by Pythagoras theory based on this distance (86000km)... Means my supposition was somehow right!

$$\diamond \text{ Saturn - Diameter} = \sqrt{(86000)^2 + (86000)^2} \quad \text{(Eq. No.9)}$$

This equation is a miracle!

How that can be possible...

Let's accept that, the Jupiter circumference point is real and effective in the moon orbit...

Let's accept that, the distance between this point and perigee (this distance =86000 km) is very important for the geometrical structure....!

Even if we accept the previous ideas! How can we understand that, Saturn diameter is defined based on this distance (86000)?!

It's very hard to understand...

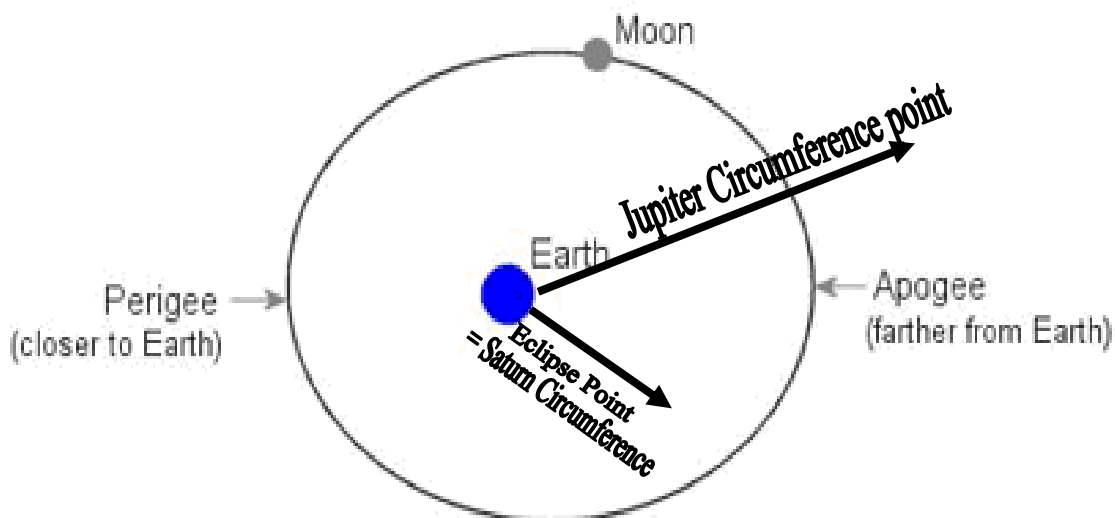
Of course I can suggest an idea to solve this problem, but this isn't useful, we need to extend our thinking to understand the solar geometry....

For that we should discuss the hard Equation No. 4

$$\diamond \text{ Saturn Circumference} = \text{the distance between Earth and Moon (total solar eclipse point)} \quad \text{(Eq. No.4)}$$

To see how that can be possible for a planet circumference to be a distance

Before this studying we need just to refer one little puzzle before





### 6-4-3 The Moon orbit points are defined by Pythagoras theory

Let's remember

The moon orbit has 3 basic points, all of them are defined by Pythagoras theory

Let's be sure of that....

❖ **Perigee Point:** the nearest point to the Earth at distance 363000 km

❖ **Total Solar Eclipse Point,** at distance 378827.4 km  
(= Saturn circumference)

$$\text{Saturn} - \text{Circumference} = 2 \times \sqrt[2]{(\text{Jupiter} - \text{diameter})^2 + (\text{Saturn} - \text{diameter})^2} \quad (\text{Eq. No.7})$$

❖ **Apogee Point:** the farthest point from the Earth at distance 406000 km

$$\text{The distance between Earth and Moon (Apogee point)} = \sqrt[2]{(\text{Jupiter} - \text{diameter})^2 + (\text{Saturn} - \text{Circumference})^2} \quad (\text{Eq. No. 6})$$

And Also

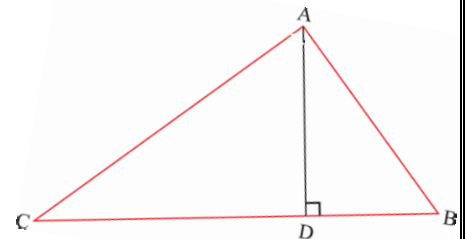
$$\text{The distance between Earth and Moon (Apogee point)} = \sqrt[2]{(\text{perigee})^2 + 1/2(\text{Saturn} - \text{Circumference})^2} \quad (\text{Eq. No13})$$

These equations no 6, 7 and 13 tell us that, the total solar eclipse & Apogee points are defined by Pythagoras theory based on perigee radius as one side of the right-angle triangle, with change the other side...

That means the moon motion points are defined based on the geometrical structure and not based on the gravity, as we thought before...

#### Let's see one more triangle to finish this sub-point

- ❖ A :is total solar eclipse point
- ❖ C: is The Earth
- ❖ D: is the perigee point at distance 363000 km from Earth
- ❖ B: is the Jupiter Circumference point at 449378.2 km



If we study this triangle carefully we will find that following

- ❖ AD = DB = 86000 km
- ❖ AB = Saturn diameter
- ❖ AC = Saturn Circumference (C is total eclipse point)

I wish it's clear that, the relationships are defined geometrically and there's no any "pure coincidences" ...

Any way, we can see that the equations give hard meanings for our geometrical basics, for that we need to extend our thinking and geometrical description

So let's discuss the equation No, 4 in the following point

- ❖ Saturn Circumference = the distance between Earth and Moon (Eq. No.4)

## **The General Discussion**

Let's discuss the following equation (No. 4)

❖ **Saturn Circumference = the distance between Earth and Moon (total solar eclipse point)** (Eq. No.4)

**How that can be possible!, How the planet Circumference can be a distance?!**

### **Some objections:**

- 1) Saturn circumference is a curved line (circle) but the distance between Earth and Moon is a straight line!
- 2) Saturn is a planet has a mass, So How can be a distance?
- 3) If Saturn is a light beam why he doesn't travels in light velocity, where we see him as the light rays?

There are many other objections, against the obscure idea that, Saturn Circumference is the same the distance between Earth and Moon at solar eclipse point!

But let's try to think in the previous questions

- **The First Question** requires definition of the straight and curved trajectories! And this idea Einstein learnt us.... he told us the straight and curved trajectories depend on the observer position... because when Einstein left a rock to fall while the train moves he saw the rock fall in straight trajectory but the people on train platform saw the rock moves in parabolic trajectory, so based on the observer circumstances the rock defined his trajectory..

What that means?

- I may saw 2 curved trajectories, but the first one is in motion relative to me and the second isn't ... by such way the 2 trajectories aren't equal each other spite the outer figures is the same relative to me.

That's what I'm trying to say....

- The solar group planets aren't all in the same frame relative to each other? Some components in the solar group move with  $c$  velocity relative to the others and the outer vision deceives us....(this is the main conclusion of this paper)

### **The Second Question**

- How Saturn as a planet has a mass, can be a distance?

**The whole universe made of light ( The research hypothesis)  
So, why we see the matter? From where the matter is created?**

The mass is created because we move with  $c$  velocity and the light moves with  $c$  velocity and no difference in velocities between us (please review 3-5)

So, all the universe is matter relative to us

Because we have no difference in velocities between our velocity and the light velocity...

For that the whole universe should be matter relative to us

But

When a stationary place is found relative to us...

This stationary place will be considered source of light because of the difference of velocities between us

(the previous idea is the main explanation for the matter creation)

### **The Third Question**

Of course it's easy to solve the third question

Why Saturn isn't a sun

Because Saturn moves with us but the sun is stationary relative to us

## 6-5 Why There's A Relationship Between The Planet Diameter And His Orbital Distance? (Revision and Extension)

We have discussed this in Point 4-5, but here I'll add one information only...  
Let's review

### (The Revision)

#### 6-5-1- The Moon Diameter Angle (0.5 degrees)

2 rays touch the moon diameter both sides

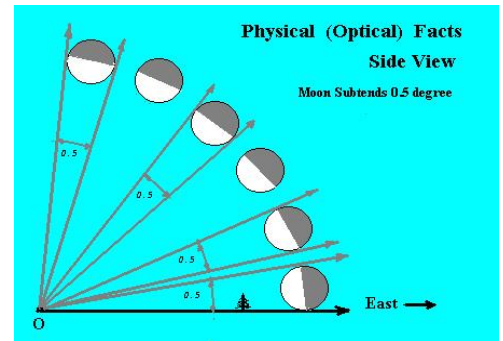
Its angle = 0.5 degrees

i.e.

0.5 degrees = 3475 km (moon diameter)

i.e.

360 degrees (Full Cycle) = 2.5 million km



Moon Orbit Circumference = 2.5 million km

What does that mean?

I suggest that,

**The Light Rays Created The Moon (Matter) And His Motion Orbit**

This is repeated with the sun also

#### 6-5-2 The Moon Diameter Angle (0.5 degrees)

2 rays touch the sun diameter both sides

Its angle = 0.5 degrees

i.e.

0.5 degrees = 1392000 km (Sun Diameter)

i.e.

360 degrees (Full Cycle) = 1002 million km

With discount = 7.25%

360 degrees (Full Cycle) = 940 million km

Earth Orbit Circumference = 940 million km

I suggest that,

**The Light Rays created The sun (Matter) And Earth Motion Orbit**

Note/

The discount 7.25% is made by Lorenz Contraction...

Please read the main theory in following Point (No. 5) to answer How the matter is created?

### (The Extension)

**The Value 1002 million km = Solar Planets motions total during 58 days**

## 6-6 The Value 58

### 6-6-1- Earth Orbital Velocity

Earth moves daily a distance = 2.58 mkm

By such velocity (2.58 mkm /daily) the Earth needs 58.4 days to cover her orbital distance to the sun!

$$2.58 \text{ mkm / daily} * 58.4 \text{ days} = 150.6 \text{ mkm}$$

(149.6 mkm, the registered earth orbital distance)

Why the Earth velocity covers her orbital distance during this period?  
Let's see ...

### 6-6-2- The Total Solar Eclipse

At total solar eclipse, the moon must be near to the Earth, exactly must be at radius = **372380 km**

Now we have interesting data

This moon orbit radius 372380 = **58.4** \* Earth Circumference!  
i.e.

**Moon Orbit radius at total solar eclipse = 58.4 \*Earth Circumference**

What we may learn from these 2 equations

Let's use very simple geometry to understand and later we hope to explain the facts...

Now Suppose this Moon orbit is a disk or a Gear  
And the Earth circumference is another disk or Gear!

What will happen?

When the moon orbit rotates one rotation (the big gear rotates), that will cause the Earth to rotates 58.4 times around here axis!

But the Earth rotation is one day for us...!

That means

One rotation of the moon orbit will cause the Earth to rotates 58.4 rotations (days!)

The Earth moves daily a distance = 2.58 mkm

So

**If the moon orbit rotates one time only**

**He will cause the Earth to rotates 58.4 times and moves a distance = her orbital distance!**

---

This very simple explanation can't be interesting if there's no harmony ...  
My words have no value...

The point is

**The Golden Lunar Orbit Whose Circumference = The Days  
Which The Earth Needs To Cover Her Orbital Distance By  
The Velocity Which No Factor Here May Effect On!!**

### **6-6-3 Solar Planets Motions Total**

The solar planets motions total (during 58 days) = 1002 mkm, this value  
= the value in 6-5-2 (360 degrees of the sun diameter angle=0.5 degrees)

What does that mean? Let's summarize in following

- The moon orbit (total solar eclipse point) = 58 Earth radius
- Earth needs 58 days (of her actual motion) to cover her orbital distance
- In 58 days, solar planets motions total = 1002 mkm (the value of Earth Orbital Circumference before Lorenz contraction discount)

### **6-6-4 More Relationships**

- $365.25 \text{ Earth orbital Period} = 2\pi (58.1)$

Surely there's **A Geometrical Explanation** behind the number 58, which is used frequently in the previous relationships...

This explanation I still search for ...

In next point, I provide a summary of Solar System Geometry features (concluded) and reference to the universe main energy..

## **7- The Universe Matter origin**

7-1 The Knowledge is the Universe Matter Mother

7-2 The Solar System Geometry Main Features

### **7-1 The Knowledge is the Universe Matter Mother**

- The knowledge in our mind is electromagnetic waves, you can measure by any medical device
- This knowledge (electromagnetic waves) is movable by nature, she flies away, and leave to us her stamp, (or her empty container)
- Which is The Matter
- So, the whole universe is made of light, (the light is the electromagnetic waves = the knowledge)

Let's Explain that, (review the main theory 5-1)

- 2 Light Beams got coherence together.
- From Young Experiment (Double Slit experiment), we learnt that the light coherence produces bright & dark fringes (spots)
  - o The Dark spots are the distances between the planets
  - o The Bright spots are the planets...

**Why we see the bright spots (light) as Matter? .....Because**

- Our mind understands the knowledge (light beam) and moves with light by the Light velocity
- So, our velocity is = the light velocity, So there's no difference in velocities between both, for that reason each of both sees the other as Matter
- But the sun moves very slowly relative to the Earth (1/366), so there's difference in velocity between the Sun & the Earth motions = C for that reason the sun is our light... Spite of the light beams are produced by the Earth motion

## **7-2 The Solar System Geometry Main Features:**

- The Planet diameter and his orbital distance has some relationship where the Solar Geometry deals with both as similar! no difference between the planet diameter and his orbital distance! Something very strange... the matter and space are dealt with the same Law ! this feature I'm sure of
- The Solar Planets are connected to each other and the sun herself follows the same law which the planets follow!
- The Planet diameters are related to each other geometrically (as we have seen between the sun & moon), So it's mistaken to deal with one planet diameter alone because the job is done by many players (as the total solar eclipse!)
- The Planet Mass is NOT a property of the Planet, but distributed according to the geometrical structure.... Means the planet (or particle) doesn't own his mass but the geometrical structure gives it to him!
- There's a relationship between the Mass and the distance, for that reason Newton Gravitation Equation would work even without the gravity Force!
- The Solar Group can be similar to one machine, that means all the planets and distances are components in this same machine...
- Also I found that, the Cycle period are connected with equal distance.... What that means? The Moon Cycle 27.3 days is connected with a distance = 27.3 million km, but this distance is found inside the distance between the Earth & Venus (41.4 million km) so it's hidden.
- Mars is specific Planet in the Solar Group and NOT common one because his axial tilt (25.2 degrees) is the constant in Kepler 3<sup>rd</sup> Law. (means the solar group geometrical structure uses Mars as main pillar for the whole group)
- In many equations in the solar system, the direct result was less or more than the available value with rate 7.25%! what that means? For example I found some relationship between the moon diameter and another planet diameter...but in the equation the moon



diameter is found less by value 7.25%, that means there's no relationship, the conclusion should be mistaken! But NOT this same rate 7.25% is repeated time after time in many different cases and with many different planets! why this same rate is the difference always?... I concluded that the Earth moves with light velocity relative to the sun and this difference in velocities produces Lorentz Contraction with rate 7.25 where this value 7.25 is the sun angle degree (as you see the idea is not clear yet but I'm sure the sun is NOT Star!)

- I found the lunar eclipse has relationship to the sun creation for that reason the sun diameter = the lunar eclipse umbra length...

## No. 1 The Planets alignment in December 2012 ( I called: The Egyptian Astronomic Phenomenon 2737)

### 1- Introduction

On 3<sup>rd</sup> December 2012 aligned 3 planets (Mercury, Venus and Saturn) on the three Great Pyramids heads in Egypt, the Phenomenon repeated just once each 2737 years.

I called this phenomenon

### "The 2737 Egyptian Astronomic Phenomenon"

In this paper I present the proof that the 2737 Egyptian Phenomenon Cycle depends on the Moon Metonic Cycle!

And then in the 3<sup>rd</sup> Chapter I'll discuss how the three planets (Mercury, Venus and Saturn) depend on the Earth- moon orbit in their motions!

In this introduction I'll refer just to some interests we got by the 2737 Egyptian phenomenon.

PLANETARY ALIGNMENT WITH THE GIZA PYRAMIDS,  
IT ONLY HAPPENS ONCE IN 2,737 YEARS



### Some interests we got by 2737 Egyptian phenomenon:

- ❖ *First* we know that the Pyramids builders recognized the different astronomic cycles, and especially 2737 phenomenon, for that they built just 3 pyramids at its parallel line.
- ❖ *Second*, we know that the Pyramids builders knew the relative distances between the planets and built the pyramids at their rates!
- ❖ *Third* where the 2737 phenomenon repeated on 3<sup>rd</sup> December 2012 for the third time, so the Number 8211 years is important number for human life or at least for the pyramids age.
- ❖ *Fourth*, I may claim that the Pyramids builders built the three Pyramids specifically for the 2737 Egyptian phenomenon.
- ❖ *Note*: The Great Pyramid Height is 5776 Egyptian inches = the distance between the Sun & Pluto (each inch = 1 million kilometer)

## **1<sup>ST</sup> SECTION**

### **Why the Lunar year doesn't correspond with the sidereal year at any cycle?<sup>3</sup>**

We know that the moon turns with the Earth around the sun, so why the lunar year which equals 354.36 days (lunar Synodic period 29.53 days x 12 months) doesn't correspond to the Sidereal year that equals 365.25 days at any cycle?

We see the 32 Sidereal year a cycle = 11688 days

But the Lunar year cycle = 33 years - **5.81 days** = 11693.88 - 5.8 = 11688

And why there's this addition 5.81 days to prevent both periods to meet each other

We know that the plane of lunar orbit regresses 19 degrees each year that causes the eclipse to come early 19 days each year<sup>4</sup>

So that said the movement of 19 degrees causes change for 19 days

And now we see the lunar year come early 5.81 days, and the lunar plane has inclination to ecliptic equal approximately 5.14 degrees...

Can I suppose that this difference between Sidereal Cycle 11688 days and Lunar Cycle 11693.88 days which equals 5.8 days caused by the lunar plane inclination 5.14 degrees (later we will discuss How?) When we divided this inclination value 5.14 degrees (or the period 5.8 days) at 360 we find that, The Lunar orbital inclination causes the lunar Synodic day to come early approximately 21 minutes daily..

That lead to the following results

- The correct Synodic month is 29.515
- The correct Synodic year is 354.1818 days And by such way

The lunar cycle which contain 33 Synodic year = 11687.999days

The Sidereal Cycles which contain 32 sidereal year = 11688 days

Where both come to end in the same day

And So the cycle of 32 sidereal years equals 33 modified Lunar Synodic years (modified lunar year = 354.1818 days) perfectly

---

<sup>3</sup> - the day defines here approximately 86164 seconds where the sidereal year is 365.25 days.

<sup>4</sup> - Total Solar Eclipses and how to Observe them- Martin Mobberley- page. 11

## 2<sup>ND</sup> SECTION

### The Basic Lunar Year 360 Days

Now I modified the lunar year already from 354.36 to be 354.1818 days

But there's another year related to the moon,

In this year we should added the modified year 354.1818 to the difference of days caused by the lunar orbital inclination which was 5.8 days approximately

So  $5.8 + 354.1818 = 360$  days approximately

That's the ancient biblical year And I'll call it

### The Basic Lunar Year

Now we have three types of years

- **The Basic Lunar Year** = **360 days**
- **The modified lunar Synodic year** = **354.1818 days**
- **The Sidereal year** = **365.25 days**

And we'll see how the Metonic Cycle effect on each of them

**IN THE ALMIGHTY GOD NAME**  
Through the Mother of God mediation  
I do this research

**3<sup>RD</sup> SECTION**

**The 2737 Egyptian Astronomic Phenomenon depends on Metonic Cycle**

The Metonic Cycle defines as a moon Cycle continues for 19 Sidereal Orbit year which equals 6939.75 days, and Metonic Cycle made because the Lunar orbit plane regresses yearly 19 degrees that causes the eclipses to come early 19 days yearly.

**The Following Table shows How The Metonic Cycle Effect On The Different Years**

Metonic Cycle Number	Sidereal years No. (365.25 days)	Number of modified Lunar year (equals 354.1818 days)		The Basic lunar Year Numbers (360 days) For each Metonic Cycle
		Lunar years in each Metonic cycle	The Lunar years (354.1818days) Numbers For each Metonic Cycle	
M. Cycle 1	19 S. Year	19	19 Lunar Y. + 210.295 days	19 BLY (Basic Lunar Year) + 99.75d(days)
M. Cycle 2	38 S. Y	20	38 L. Y. +420.59d = <b>39 L. Y + 66.408 d</b>	38 BLY+ 199.5 d
M. Cycle 3	57 S. Y	19	58 L. Y + 276.703 d	57 BLY+ 299.25d
<b>M. Cycle 4</b>	<b>76 S. Y</b>	20	77 L. Y +486.998 d = 78 L. Y +132.8162 d	<b>76 BLY+399d = 77 BLY+39 days</b>
M. Cycle 5	95 S. Y	19	97 L. Y + 343.111d	96 BLY+138.75d
M. Cycle 6	114 S. Y	20	116 L.Y +553.406d = 117 L. Y + 199.224d	115 BLY+ 238.5d
M. Cycle 7	133 S. Y	20	136 L. Y +409.519d= <b>137 L. Y +55.3374d</b>	134BLY+ 338.25d
M. Cycle 8	152 S. Y	19	156 L. Y +265.6324d	153 BLY+438d= <b>154 BLY+78days</b>
M. Cycle 9	171 S. Y	20	175 L. Y +475.9274d= 176 L. Y + 121.745d	173 BLY+ 17.75d
M. Cycle 10	190 S. Y	19	195 L. Y+ 332.0406d	192 BLY+ 277.5d
M. Cycle 11	209 S. Y	20	214L.Y +542.3356d= 215 L. Y +188.1538d	211 BLY+ 37.25d = 212 BLY+ 17.25d
M. Cycle 12	228 S. Y	20	234 L. Y +398.4488d= <b>235 L. Y +44.267d</b>	231 BLY+117d
M. Cycle 13	247 S. Y	19	254 L. Y +254.652d	250BLY+ 216.75d
M. Cycle 14	266 S. Y	20	273 L. Y +464.857d= 274 L. Y + 110.675d	269 BLY+216.5d
M. Cycle 15	285 S. Y	19	293 L. Y +320.9702d	288 BLY+416.25d= 289 BLY+56.25d
M. Cycle 16	304 S. Y	20	321L.Y +531.2653d= 313 L. Y +17.0834d	308 BLY+156d
M. Cycle 17	323 S. Y	20	332 L. Y +387.378d= <b>333 L. Y + 33.1966d</b>	327 BLY+255.75d
M. Cycle 18	342 S. Y	19	352L.Y+ 243.4916d	346 BLY+ 355.5d
M. Cycle 19	361 S. Y	20	371L.Y +453.7866d= 372 L. Y + 99.60486d	365 BLY+455.25d= 366 BLY+ 95.25d
M. Cycle 20	380 S. Y	19	391 L. Y + 309.8992d	385 BLY+195d
M. Cycle 21	399 S. Y	20	410 L. Y + 520.1948d= 411 L. Y +166.013d	404 BLY+294.75 d
M. Cycle 22	418 S. Y	20	430 L. Y +376.308d <b>431 L. Y +22.12626d</b>	423 BLY+394.5d= 424 BLY+ 34.25d
M. Cycle 23	437 S. Y	19	450 L. Y + 232.4212d	443 BLY+ 134.25d
M. Cycle 24	456 S. Y	20	469 L. Y +442.7162d= 470 L. Y + 88.5344d	462 BLY+ 234d
M. Cycle 25	475 S. Y	19	489 L. Y +298.829d	481 BLY+ 333.75d

**IN THE ALMIGHTY GOD NAME**  
Through the Mother of God mediation

I do this research

M. Cycle 26	494 S. Y	20	508 L. Y + 509.1244d= 509 L. Y + 154.9426d	500 BLY+433.5d= 501 BLY+ 73.5d
M. Cycle 27	513 S. Y	20	528 L. Y +365.2376d= <b>529 L. Y +11.0558d</b>	520 BLY+173.25d
M. Cycle 28	532 S. Y	19	548 L. Y +221.3508d	539 BLY+273d
M. Cycle 29	551 S. Y	20	567 L. Y +431.6458d= 568 L. Y + 77.464d	558 BLY+ 372.75d= 559 BLY+ 12.5d
M. Cycle 30	570 S. Y	19	587 L. Y + 287.759d	578 BLY+ 112.5d
M. Cycle 31	589 S. Y	20	606 L. Y + 498.054d= 607 L. Y + 143.8722d	597 BLY+ 212.25d
M. Cycle 32	608 S. Y	20	<b>626 L. Y + 354.1872=627 L. Y</b>	616 BLY+ 312d
M. Cycle 33	627 S. Y	19	646 L. Y + 210.295	635 BLY+ 441.75d = 636BLY+51.75d
M. Cycle 34	646 S. Y	20	665 L. Y + 420.5754d= <b>666 L. Y + 66.3936d</b>	655 BLY+151.5d
M. Cycle 35	665 S. Y	19	685 L. Y + 276.6886d	674 BLY+ 251.25 d
M. Cycle 36	684 S. Y	20	704 L. Y +486.9836d= 705 L. Y ++132.801d	693 BLY+ 351 d
M. Cycle 37	703 S. Y	19	724 L. Y + 343.096d	712 BLY+ 450.75d =713BLY+90.75d
M. Cycle 38	722 S. Y	20	743 L. Y + 553.391d= 744 L. Y + 199.2092d	732 BLY+190.5d
M. Cycle 39	741 S. Y	20	763 L. Y +409.5042d= <b>764 L. Y + 55.3224d</b>	751BLY+289.5d
M. Cycle 40	760 S. Y	19	783 L.Y + 265.6174d=	<b>770BLY+389d= 771 BLY +29 days</b>

**The Previous Table Study classified into 2 parts**

**First Part : The study of the column of the modified lunar year (which equals 354.1818days)**

- 1- **Each 32 Metonic Cycles** the last day of modified lunar year (equals 354.1818 days) corresponds with the last day of Metonic cycle which is the Sidereal Year last day where the lunar modified years equal 627 lunar years that equals 608 sidereal years perfectly.
- 2- The difference days between the Modified lunar year with the Metonic Cycle moves in Cycle and decreases as following (66.4- 55.33- 44.26- 33.19- 22.126- 11.0558 – 0.00 days) at 98 years interval (98 modified Lunar years – which equals 354.1818 days)
- 3- The modified Lunar years number for each Metonic Cycle shown in the table, and I found the following Modified Lunar Year order "**19-20-19-20-19-20**" repeats once with each Cycle consist of 627 modified Lunar year
  - a. That means with the last day of the Metonic Cycle No. 32 which equals 608 Sidereal Years but equals 627 Modified lunar year. after this Cycle ends, and starts the new one the modified lunar year order 19-20-19-20-19-20 will repeat once again as a mark for the new Cycle starting (this order in table marks by Gray color)
  - b. We can call the Metonic Cycle no. 32 a Cycle for the modified Lunar year with the Metonic Cycle (this Cycle in Table remarked by Yellow)

**Second Part: The Study Of The column of the Basic Lunar Year ( equals = 360 Days)**

- 1- We see in the table the day common fractions spread through the cycles but these fractions unify to be one day each 4<sup>th</sup> Metonic Cycle which equals 76 Sidereal years (that similar to the Sidereal Year, 3 years equals 365 days and the 4<sup>th</sup> year is 366 days).....
- 2- but after 4<sup>th</sup> Metonic Cycle the last day of Basic Lunar year (which equals 360 days) doesn't correspond the last day of the Metonic Cycle because there are 39 days addition to the Basic Lunar years (means 76 Sidereal years = 77 Basic Lunar Years +39 days). And with the

- following cycles this number increases regularly by addition 39 days each 76 Sidereal years. (so after more 76 years we find at the 8<sup>th</sup> Metonic Cycle 154 Basic Lunar Year + 78 days.... And that continues)
- 3- But at Metonic Cycle No. 40<sup>th</sup> which equals 760 Sidereal Years we find this number equals 771 Basic Lunar years + **29 days**, and that means the rest days **decreased from 39 days to be 29 days during period (760 Sidereal Years -76 Sidereal years = 684 years)** and this is the difference between the Metonic Cycle No. 4 and Metonic Cycle No. 40...and all that says... **EACH 684 SIDEREAL YEARS, THE REST DAYS DECREASE 10 DAYS**
- 4- Now we know that 39 days prevented the basic lunar year to end in the same day with the 4<sup>th</sup> Metonic Cycle, and we know this period 39 days decreases by 10 days each 684 sidereal years, and that means we need four Cycles which will decrease the 39 days to be (-1 day) which is the most near to the metonic Cycle.
- 5- Now we need 4 Cycles of the period 684 years where **These 4 Cycles Equals 2736 Sidereal Years**
- 6- And based on that the 2736 Phenomenon was a Metonic Cycle and this period was needed to Correspond the Basic Lunar year with the last day of Metonic Cycle (the Basic Lunar Year equals 360 days – the bible year which no one considers in modern life)
- 7- Now we saw 39 days which found in Metonic Cycle No. 4, have decreased as (10/10/10/9) at interval 684 Sidereal years for each 10 days, by that we found the 2737 Egyptian phenomenon for which we researched,
- 8- But still there are two questions, first about the number because we got the Cycle of 2736 Sidereal Years and not 2737 Sidereal Years, and the second question about the last day we need because 39 equals (10/10/10/9) and the decreasing **EACH 684 years equals 10 days** and that means the last cycle will have -1 day

We still have 2 question to answer respectively



### **The First Question**

says we got relation to the Cycle 2736 Sidereal years and not to 2737 Sidereal years phenomenon? And how 2736 Cycle related to 2737 Cycle?

#### **the answer**

As we know Metonic Cycle is 6939.75days

We know Saros Cycle is 6585.35 days

And the difference between both is 354.2 days

Which equals a modified lunar year approximately..

While Metonic Cycle connected to Saros Cycle completely because the Metonic Cycle is The lunar Orbit Cycle and Saros Cycle is The Eclipse Cycles that made by the Moon itself.. all that say to us, there's great connection between both Cycles..

Because there's a complete year difference between them (regardless the explanation of How that occur!)

And we see this Cycle 2736 Sidereal years needs **a complete sidereal year** to be our phenomenon 2737 ...

So Both connected with Great Relation

While the first one depends on the Metonic Cycle that means the second also does.

#### **The Second question about the minus day**

**39 days we found** and the decreasing is 10 days each 684 Sidereal years means after 4 Cycles (2736 Sidereal years) the number 39 will decrease to be -1 day.. means the Metonic Cycle will finish after the last Basic lunar year day with one complete day..

So each 2736 Sidereal years we have -1 day

So this Cycle will continues to be 10 (-10) days and to consume in one Cycle 3736 Sideral Years

Where 27360 Sidereal years = 1440 Metonic Cycles (which we may call astronomy full day where the solar day equals 1440 Minutes).

**A comment on**

**The Egyptian Astronomic Phenomenon 2737**

I'm very surprised that there's no any study dealt "the 2737 Egyptian astronomic phenomenon"!

I see that not logical because the phenomenon tells us there were other people understood perfectly the universe astronomy and they gave us a great gift by building the great three pyramids as a references to such phenomenon, so why the modern astronomy doesn't try to compare our knowledge with theirs through encourage the studies and reports about this 2737 Egyptian astronomic phenomenon.. actually it's illogical to neglect such very great gift we didn't work for, but even got it without any payments or efforts, and its data are available to us to compare our knowledge with ancient knowledge and correct ourselves if it's necessary!!

## **I- The actual recording of the 2737 The Egyptian Astronomic Phenomenon 2737**

Actual record for the phenomenon on 03/12/2012

<http://earthsky.org/space/photos-from-friends-december-3-2012-line-up-of-three-planets>

Actual record for the phenomenon on 03/12/2012

<http://modernsurvivalblog.com/space/planetary-alignment-with-pyramids-of-giza/>

Actual record for the phenomenon on 03/12/2012

<http://sciencespiritizer.fullblog.com/alignment-of-planets-on-the-pyramids-12032012.html>

<http://beforeitsnews.com/alternative/2012/12/3-pyramides-of-gizeh-3-dec-2012-star-alignment-confirmed-2507300.html>

<http://beforeitsnews.com/alternative/2012/12/3-pyramides-of-gizeh-3-dec-2012-star-alignment-confirmed-2507300.html>

<http://modernsurvivalblog.com/space/planetary-alignment-with-pyramids-of-giza/>

<http://forum.gdvplanet.com/topic/369-planets-align-with-giza-pyramids/>

Actual record for the phenomenon on 03/12/2012

<http://missiongalacticfreedom.wordpress.com/2012/12/02/december-3-2012-planetary-alignment-with-giza-pyramids-orions-belt/>

Actual record for the phenomenon on 03/12/2012

<http://2012indyinfo.com/2012/12/01/three-planets-above-egyptian-pyramids-on-december-3-2012-tonight-earthsky/>

Actual record for the phenomenon on 03/12/2012

<http://modernsurvivalblog.com/space/planetary-alignment-with-pyramids-of-giza/>

Actual record for the phenomenon on 03/12/2012

<http://sciencespiritizer.fullblog.com/alignment-of-planets-on-the-pyramids-12032012.html>

<http://beforeitsnews.com/alternative/2012/12/3-pyramides-of-gizeh-3-dec-2012-star-alignment-confirmed-2507300.html>

<http://beforeitsnews.com/alternative/2012/12/3-pyramides-of-gizeh-3-dec-2012-star-alignment-confirmed-2507300.html>

Actual record for the phenomenon on 03/12/2012

<http://modernsurvivalblog.com/space/planetary-alignment-with-pyramids-of-giza/>

Actual record for the phenomenon on 03/12/2012

<http://forum.gdvplanet.com/topic/369-planets-align-with-giza-pyramids/>

Actual record for the phenomenon on 03/12/2012

<http://missiongalacticfreedom.wordpress.com/2012/12/02/december-3-2012-planetary-alignment-with-giza-pyramids-orions-belt/>

## **II- Sites expected the 2737 Egyptian astronomic phenomenon occurring before the actual event.**

<http://blog.world-mysteries.com/science/2012-and-the-pyramids-at-giza/>

<http://beforeitsnews.com/alternative/2012/08/december-3rd-2012-planets-align-with-giza-pyramids-for-the-1st-time-in-2737-years-2454374.html>

<http://mysteriesunsolvedstory.blogspot.ru/2012/02/2012-and-pyramids-at-giza.html>

<http://beforeitsnews.com/alternative/2012/08/december-3rd-2012-planets-align-with-giza-pyramids-for-the-1st-time-in-2737-years-2454374.html>

<http://alamongordo.com/apocalypse-armageddon/3-planets-balanced-giza-pyramids-december-3-2012/>

<http://galacticconnection.com/mercury-saturn-and-venus-aligned-on-dec-3-2012-with-the-pyramids-at-giza>

<http://www.ronpaulforums.com/showthread.php?397336-Planets-Aligned-with-Pyramids-of-Giza-1st-Time-in-2-737-Years-12-3-2012>

<http://www.stuffwecomeupwit.com/planetary-alignment-that-will-take-place-dec-3-2012-on-top-of-pyramids/>

<http://www.godlikeproductions.com/forum1/message2067960/pg1>

<http://www.ashtarcommandcrew.net/forum/topics/december-1-2012-planets-align-with-giza-pyramids-for-1st-time-in>

<http://spiritlibrary.com/earth-keeper/earth-keeper-chronicles/the-dec-3rd-planetary-alignment-astonishing-25920-mayan-cycle>

<http://blogs.nature.com/houseofwisdom/2012/08/planets-alignment-on-pyramids-image-is-not-very-accurate.html>

<http://elenin.paranomalo.us/2012/08/giza-pyramid-complex-planetary-alignment-the-real-thing/>

<http://blogs.discovermagazine.com/badastronomy/2012/08/20/planetary-alignment-pyramid-scheme/>

[http://www.taringa.net/posts/info/12480491/2012-and-the-Pyramids-at-Giza\\_-Part-1.html](http://www.taringa.net/posts/info/12480491/2012-and-the-Pyramids-at-Giza_-Part-1.html)

<http://www.examiner.com/article/image-of-planetary-alignment-over-giza-pyramids-goes-viral>

<http://ecosnobberysucks.com/2012/11/giza-pyramid-alignment/>

## AUTHOR CURRICULUM VITAE

# Freelance Translator

### CONTACTS

- Name : **Gerges Francis Tawdrous**
- Mobil : +201022532292
- Telephone : +222550186
- E-mail : [mrwaheid@gmail.com](mailto:mrwaheid@gmail.com)  
[mrwaheid1@yahoo.com](mailto:mrwaheid1@yahoo.com)
- Address : 11 Mohmed Rageb St – madenet El Saada  
El Materiya – Cairo – Egypt

### EDUCATION

(All Certificates  
Are Attached)

- **Moscow -Russia** –Peoples Friendship University  
Of Russia –Since 2009 Till 2013 –Faculty Of Science.
- **Nizhniy Novgorod –Russia**- The Russian Language  
Training Course 2007- 2008.
- **Goethe institute - Cairo** – 2001 to 2007
- **Ain Shams University - Cairo**- Bachelor Degree Of  
Commerce -2000

### LANGUAGES

I provide the following translation

- English into Arabic and vice versa
- Russian into Arabic
- German into Arabic
- Translation, Proofreading, and Editing.
- The rate around 3500 words daily

### SERVICES

### WORK EXPERIENCE

- I have worked as freelance translator since 2003 till now, so I gained a great expertise in different fields.
- I achieved special experience in the legal, economic & technical fields, So I provide the perfect translation for the contracts, agreements, memorandums, specifications, laws, decrees, ...etc.
- I provide the English authenticated translation (acceptable by all courts, official organizations and the foreign embassies)

### COMPUTER SKILLS

I am an experienced computer user, I work with MS Office (Word, Excel, etc.), Reader, Adobe Acrobat (full), WinZip, WinRar, etc.

### PERSONAL DATA

- Date of Birth : 09/10/1974 – Cairo.
- Martial status : Single
- Nationality : Egyptian
- Religion : Christian

**BEST REGARDS**





Фамилия, имя, отчество

**Гергес Фрэнсис Тавдрус Гергес**

Дата рождения

**09 октября 1974 года**

Предыдущий документ об образовании

Сертификат о полном среднем образовании, 1994 год, Египет

Вступительные испытания **прошел**

Поступил(а) в

2010 году в Государственное образовательное учреждение высшего профессионального образования «Российский университет дружбы народов» (очная форма)

Завершил(а) обучение в

2012 году в Федеральном государственном бюджетном образовательном учреждении высшего профессионального образования «Российский университет дружбы народов» (очная форма)

Нормативный период обучения по очной форме **4 года**Направление/специальность **Физика**Специализация **не предусмотрена**

Курсовые работы:

1. По молекулярной физике, удовлетворительно
2. По информатике, удовлетворительно

Практика:

не проходил

Итоговые государственные экзамены:

не сдавал

Выполнение выпускной квалификационной работы

не выполнял

Продолжение см. на обороте

г. Москва

ФЕДЕРАЛЬНОЕ ГОСУДАРСТВЕННОЕ  
БЮДЖЕТНОЕ ОБРАЗОВАТЕЛЬНОЕ

УЧРЕЖДЕНИЕ ВЫСШЕГО

ПРОФЕССИОНАЛЬНОГО ОБРАЗОВАНИЯ

**«Российский университет  
дружбы народов»****АКАДЕМИЧЕСКАЯ  
СПРАВКА****АВ 3048222**

5429/н

(регистрационный номер)

11 сентября 2012

года

(дата выдачи)

Ректор

Декан

Секретарь





Государственное образовательное учреждение  
высшего профессионального образования  
**Российский университет дружбы народов**

**ЗАЧЕТНАЯ КНИЖКА № 1032104509**

**Гергес Франсис Тавдарус Гергес**  
(фамилия, имя, отчество)

**Египет**  
(Гражданство)

**Физ.-мат.**  
(факультет)

**НФ6+Д**  
(Специальность)

Личная подпись студента \_\_\_\_\_  
Дата выдачи зачетной книжки **01.11.2010**

№ и дата приказа о зачислении **243/Н от 20.10.2010**

(Проректор) \_\_\_\_\_  
(Декан факультета) \_\_\_\_\_

Все студенты обязаны сдавать экзамены за полный курс каждого предмета, вошедшего в учебные планы, а также сдавать зачеты по практическим работам после того, как данный курс прослушан студентом полностью.

Каждому студенту выдается единый студенческий билет и единая зачетная книжка. В зачетную книжку заносятся все предметы, обязательные для прохождения, оценки по экзаменам и зачетам.

Оценка в зачетной книжке проставляется лицами, проводившими экзамены и принявшими зачеты.

При отчислении студента из Университета или переводе его в другое учебное заведение зачетная книжка сдается в Отдел учета студенческих кадров.

На время зимних и летних каникул зачетная книжка сдается в Деканат.



ФЕДЕРАЛЬНОЕ АГЕНТСТВО ПО ОБРАЗОВАНИЮ



Государственное образовательное учреждение  
высшего профессионального образования  
"Нижегородский государственный университет  
им. Н.И. Лобачевского"

СЕРТИФИКАТ

О ПОДГОТОВКЕ К ПОСТУПЛЕНИЮ В ВУЗ  
(ПРЕДВУЗОВСКОЙ ПОДГОТОВКЕ)

Настоящий сертификат выдан в том, что  
**Гергес Фрэнсис Тавдроус Гергес**  
(*Gerges Francis Tawdrous Gerges*)

Гражданство, дата рождения  
**Египет, 09.10.74.**

Успешно завершил(а) курс предвузовской подготовки

Документ об образовании, подтверждающий право поступления в высшее учебное заведение:

**Сертификат о законченном полном среднем образовании**

Поступил(а)

**23. 11. 2007 г.**

**на подготовительное отделение факультета иностранных студентов**

Завершил(а) обучение

**20. 06. 2008 г.**

Профиль предвузовской подготовки:

**естественнонаучный**

РЕЗУЛЬТАТЫ ПРЕДВУЗОВСКОГО ОБРАЗОВАНИЯ

За время обучения сдал(а) зачеты, промежуточные и итоговые экзамены по следующим дисциплинам:

Наименование дисциплин	Число часов аудиторных/общих занятий	Итоговая отметка
1. Русский язык	580 (870)	хорошо
2. Математика	180 (270)	удовлетворительно
3. Физика	144 (216)	хорошо
4. Химия	90 (136)	хорошо
5. Информатика	64 (96)	хорошо
6. Культура речи	140 (210)	удовлетворительно

Всего: **1198 (1776)**

Ректор

**Р. Г. Стронгин**

ЛИЦЕНЗИЯ Сер. № М 26844 от 24 января 2008 года  
ФЕДЕРАЛЬНАЯ СЛУЖБА ПО НАДЗОРУ В СФЕРЕ ОБРАЗОВАНИЯ И НАУКИ



Пер. № 676 "24" июня 2008 г.



г. Нижний Новгород

зам. декана  
П. В. Б...



IN THE ALMIGHTY GOD NAME  
Through the Mother of God mediation  
I do this research

# IELTS™

## Test Report Form

ACADEMIC

**NOTE** Admission to undergraduate and post graduate courses should be based on the ACADEMIC Reading and Writing Modules.  
GENERAL TRAINING Reading and Writing Modules are not designed to test the full range of language skills required for academic purposes.  
It is recommended that the candidate's language ability as indicated in this Test Report Form be re-assessed after two years from the date of the test.


Centre Number  Date  Candidate Number

### Candidate Details

Family Name

First Name

Candidate ID



Date of Birth  Sex (M/F)  Scheme Code

Country or Region of Origin

Country of Nationality

First Language

### Test Results

Listening  Reading  Writing  Speaking  Overall Band Score  CEFR Level

### Administrator Comments

### Centre stamp



### Validation stamp



Administrator's Signature

Date

Test Report Form Number



The validity of this IELTS Test Report Form can be verified online by recognising organisations at <http://ielts.ucles.org.uk>

Gerges Francis Tawadrous/

57

2<sup>nd</sup> Course student – physics Faculty – People's Friendship University – Moscow –Russia..

[mrwaheid1@yahoo.com](mailto:mrwaheid1@yahoo.com) [mrwaheid@gmail.com](mailto:mrwaheid@gmail.com)

+201022532292





GOETHE-INSTITUT  
KAIRO/ALEXANDRIA  
المركز الثقافي الألماني

قسم اللغة  
Sprachabteilung in Kairo  
Sprachkurse und Pädagogische Verbindungsarbeit  
13 Sh. Hussein Wassef,  
Midan El-Missaha - Dokki  
Tel: 02/7484500 - 7484501 Fax: 02/3354702  
e-mail:sprache@cairo.goethe.org

## Teilnahmebescheinigung

Hiermit wird bestätigt, dass

**Herr Gerges Francis Tawdrous,**  
geb. am 09.10.1974 in Kairo/Ägypten,

in der Zeit vom 23.09.2006 bis zum 21.12.2006  
am Goethe-Institut Kairo an einem

### Deutschkurs der Niveaustufe B2

(Stufe 3 von 4 auf dem Niveau B2 des Gemeinsamen Europäischen Referenzrahmens)

teilgenommen hat.

Das Niveau des Kurses entspricht 600 Stunden Deutschunterricht.

Kairo, den 08.01.2007

Leiterin der Spracharbeit



[www.goethe.de/cairo](http://www.goethe.de/cairo)

---

**Author Other Papers**

**I- The Holy Bible Studies**

**The Tabernacle Geometrical Structure**

<http://vixra.org/pdf/1701.0344v1.pdf>

**II- The Physics & Astronomy Studies**

**"The Solar System Geometry Part 6"**

Particle Double Nature Reason

<http://vixra.org/abs/1712.0398>

**"The Solar System Geometry Part 5"**

Copernicus-Kepler Model Modification

<http://vixra.org/abs/1711.0133>

**"The Solar System Geometry Part 4"**

**"The Earth moves with the light velocity relative to the sun"**

<http://vixra.org/abs/1709.0331>

**"The Solar System Geometry (Part No.3)"**

<http://vixra.org/abs/1707.0215>

also

[https://www.academia.edu/33897230/The\\_Solar\\_System\\_Geometry\\_PART-NO-3](https://www.academia.edu/33897230/The_Solar_System_Geometry_PART-NO-3)

**"The Solar System Geometry (Part 2)"**

<http://vixra.org/abs/1703.0178>

also

<https://www.slideshare.net/Gergesfrancis/the-solar-system-geometry-part-2>

**"The Solar System Geometry (Part I)"**

<http://vixra.org/abs/1509.0126>

also

[https://www.academia.edu/15114007/the\\_solar\\_system\\_Geometry\\_Part\\_I](https://www.academia.edu/15114007/the_solar_system_Geometry_Part_I)

**The Time And Distance Definitions In The Solar System**

<http://vixra.org/abs/1509.0241>

**The Solar Eclipse Geometry Basics**

<http://vixra.org/abs/1509.0276>

**The 2737 Egyptian Phenomenon & Its identical distance 2737 millions km**

<http://vixra.org/abs/1509.0242>

**The Mars Data Analysis Proves the Rest Mass Concept is Unreal**

<http://vixra.org/abs/1509.0244>

**The Solar Eclipse "The Gravitation Theory Puzzle"**

<http://vixra.org/abs/1509.0264>

**All Manuscripts**

<https://rudn.academia.edu/GergesTawadrous>

LinkedIn <https://eg.linkedin.com/in/gerges-francis-86a351a1>

Twitter <https://twitter.com/Gergesfrancis>