

*The LORD bless thee, and keep thee: {6:25} The LORD make his face shine upon thee, and be gracious unto thee: {6:26} The LORD lift up his countenance upon thee, and give thee peace (Num 6: 24-26)*

## **A study in the Holy Bible**

1<sup>st</sup> Part

# **The Tabernacle Geometrical Structure**

Presented by / Gerges Francis Tawdrous

2<sup>nd</sup> Course student – Faculty of Physics & mathematics – Peoples' friendship university of Russia – Moscow.

**S. Virgin Mary Assumption**

**August 2016**

**Written in Cairo – Egypt**

## CONTENTS

Serial	Subject	Page No
	Contents	2
	Introduction	3
	Chapter One: <b>The Tabernacle Geometrical Structure</b>	5
1	Introduction	5
2	The Ark	8
3	The Ark golden cover (The Mercy Seat)	11
4	The Table Of Shewbread	14
5	The Candlestick	18
6	THE TABERNACLE	22
	First: The Most Holy Place	29
	Second: The Holy Place (The Tabernacle)	35
7	The Offering Altar	45
8	The Tabernacle Court	47
9	The Priest Cloths	50
10	The incense Altar	51
11	The Brass Laver	53
12	The Ointment & Incense	55
13	The Materials Numbers	55
	Chapter Two	
	<b>The Tabernacle Geometrical Structure Comments</b>	56
1	The Deep Geometrical Study Inevitability	57
2	The Tabernacle Court Geometry	59
3	The values 0.25 cubit & 4 cubits	60
4	The Mirror	66
	The Author Curriculum Vitae	67
	The Author Other Studies	73

## **Introduction**

The tabernacle is written in the Holy Bible in 16 chapters (Exodus from chapter 25 to 40), with many accurate details, that makes it one of the most specific geometrical structures in the whole world.

That explains the interest reason to study the tabernacle geometrical structure with all possible interest and analysis..

So the tabernacle geometry study will be divided into 2 parts.

This 1<sup>st</sup> part interests for the tabernacle geometry, and contains 2 chapters as following

- Chapter one : The Tabernacle detailed geometrical structure
- Chapter Two : the Tabernacle geometrical structure comments

2<sup>nd</sup> Part of this study will interest for the tabernacle aim interpretation, as well as explain the geometrical structure meanings.

And

before to start the tabernacle geometry study, I have one remark to notice, concerning the tabernacle arrangement elements in the Holy Bible

## **The Tabernacle Elements Arrangement**

According to the Holy text the tabernacle elements mentioned respectively as following:

- 1- The Ark
- 2- The Ark cover
- 3- the table of shewbread
- 4- The candlestick
- 5- The tabernacle
- 6- The different curtains
- 7- The boards
- 8- The bars
- 9- The Vail
- 10- The offering altar
- 11- The tabernacle court
- 12- The Priest Cloths**
- 13- The Priest sanctification**
- 14- The incense altar
- 15- The ransom
- 16- The brass laver
- 17- The anointment
- 18- The incense
- 19- The used materials numbers

As we can see, it's some strange to mention to the **Priest Cloths** before the **incense altar**! Noticing that, The prophet Mosses report arranged the altars together (Ex 37: 25-28, Ex 28: 1-7) and the Priest cloths at the end(Ex 29)!

So, in this study, I follow the Holy Bible arrangement, but I left blank sheets in places of **The Priest Cloths and Priest sanctification** to keep their positions in the arranged sequence,

Where I can't study the priest Cloths and sanctification here in this 1<sup>st</sup> part of this study, So we will study these 2 subjects in the 2<sup>nd</sup> part concerning "the tabernacle interpretation".

Note please/

- I use **1 cubit value = 52 cm** which is the great pyramid cubit value (this value is proved by the Great Pyramid studies)
  
- 1 pyramid cubit = 20.64 pyramid inches..

## CHAPTER ONE

### The Tabernacle Geometrical Structure

#### 1st- Introduction

In this study I interest for the tabernacle geometrical structure in all its details, so we'll study it with all possible details and analysis.

We don't aim to present any interpretation in this study part...

i.e. we will interest for the tabernacle geometrical structure only.

But,

In fact there's one serious problem in the tabernacle geometry study.

That because **NOT** all the geometrical data are available clearly!

To explain that I need to present the following example

#### An Explaining Example:

#### What's the tabernacle board thickness value?

Let's read the following Holy text..

"{15} And thou shalt make **boards for the tabernacle** [of] shittim wood standing up. {16} **Ten cubits [shall be] the length of a board, and a cubit and a half [shall be] the breadth** of one board. (Exodus 26: 15-16)

#### And where is the Board thickness value?

The Holy text gives us easily and clearly the length and breadth values but Not the thickness value! Why? And How can we know this value?

#### Notice please

- 1- We can't suppose for the board thickness any value, because that will change the geometrical structure which the Lord gives us in the tabernacle, the thickness value must be in the Holy text!
- 2- The Board thickness value is **one example** for many other absent data in the tabernacle geometrical structure, So If we could reach to the thickness value we may have chance to reach to all absent data.

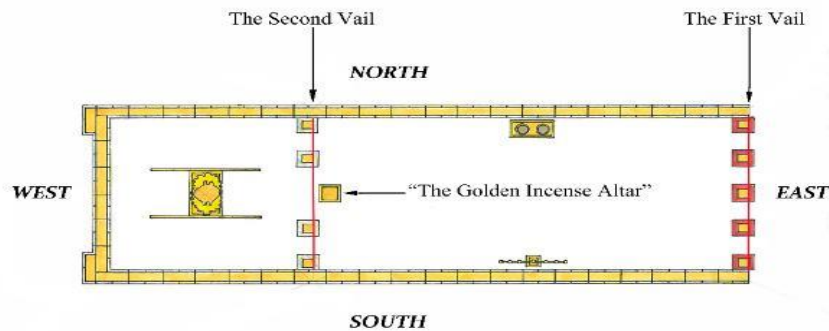
#### The Board Thickness Value is 0.5 Cubit

But how we reach to this value?

Let's see that as following

## The Board Thickness Value is 0.5 Cubit

Let's take a look at the tabernacle



Actually this figure for **the tabernacle is incorrect**, but we'll use it to explain our example and later I'll explain why this figure isn't correct..

As we can see the tabernacle length is 30 cubits (because it consists of 20 boards) and the tabernacle breadth = 9 cubits which consists of 6 boards based on the holy text

"And for the sides of the tabernacle westward thou shalt make **six boards**. {Ex 26:23}"

Also the Holy text tells us that the blue curtain length = 28 cubits

This blue curtain covered the tabernacle board above 1 Cubit from the ground (as seen in the opposite figure- the blue curtain is No.1, and it's above the ground with 1 cubit)

He explains that clearly with the goats hair curtains (which is No.2)

"And **a cubit on the one side, and a cubit on the other side** of that which remaineth in the length of the curtains of the tent, it shall hang over the sides of the tabernacle on this side and on that side, **to cover it**" (Ex 26: 13)

So, the Holy Text tells us

- 1- The blue curtain length = 28 cubits
- 2- The blue curtain covered the board length till above the ground with 1 cubit from both sides, i.e. **the blue curtain covers 9 cubits of each side i.e. it covered 18 cubits of both sides boards**
- 3- So the difference  $28 - 18 = 10$  cubits, which is the tabernacle breadth + walls thickness
- 4- The Tabernacle breadth = 6 boards = 9 cubits
- 5- So the Walls thickness =  $10 - 9 = 1$  cubits for 2 walls i.e. each wall (board) thickness is 0.5 cubit.

**So the Board thickness is 0.5 Cubit**

## A comment on the board thickness Value.

Why The Holy text doesn't tell us clearly the board thickness value where He told us the length and breadth values?!

I conclude the following points from the board thickness conclusion

- 1- The Lord gives the knowledge not clearly for every one, but to whom searches and studies, i.e. **the deep geometrical study** is the supposed only way to reach the tabernacle true geometrical structure.
- 2- That means, **There's no any absent data in the tabernacle geometrical structure,** but the data is covered and we need to search & analyze geometrically to reach it.
- 3- That means, our study will depend on the geometrical analysis & conclusions to reach to the tabernacle geometrical structure complete data..

So, in following I present a list of the covered data which is not found directly in the Holy text, but we may search to find them

- 1- Where is the accurate position of the Ark in the most holy place?
- 2- What's the thickness of the Ark golden cover?
- 3- What's the Cherubim height and other data (standing cherubim on the Ark cover called also the Mercy Seat)?
- 4- What's the most holy place Vail height, and what are the distances between the Vail columns?
- 5- What's the candlestick height and breadth?
- 6- Where the table and candlestick should be put? Because the Holy text tells us, the candlestick should stand in front of the table! But where because the holy place length is 20 cubits, on which place should the candlestick stand in front of the table?
- 7- What's the brass laver diameter and height?

Through our research to find this list data we may solve many other problems we face in the way.

Note,

- a- We study the tabernacle in the Holy text arrangement
- b- The tabernacle structure was mentioned 2 times in Exodus, first time is the Lord order and second is the Prophet Moses report, for that we'll read both holy texts together for each element to make it clear as possible.

Let's start our study, with our entreaty before S.Virgin Mary to help us.

## 2nd- The Ark



### 1- The Holy Texts

Exodus 25 : 10 -16 (The Lord order)	Exodus 37: 1-9 (The prophet Mosses Report)
<p>{25:10} And they shall make an ark [of] shittim wood: two cubits and a half [shall be] the length thereof, and a cubit and a half the breadth thereof, and a cubit and a half the height thereof. {25:11} And thou shalt overlay it with pure gold, within and without shalt thou overlay it, and shalt make upon it a crown of gold round about. {25:12} And thou shalt cast four rings of gold for it, and put [them] in the four corners thereof; and two rings [shall be] in the one side of it, and two rings in the other side of it. {25:13} And thou shalt make staves [of] shittim wood, and overlay them with gold. {25:14} And thou shalt put the staves into the rings by the sides of the ark, that the ark may be borne with them. {25:15} The staves shall be in the rings of the ark: they shall not be taken from it. {25:16} And thou shalt put into the ark the testimony which I shall give thee.</p>	<p>{37:1} And Bezaleel made the ark [of] shittim wood: two cubits and a half [was] the length of it, and a cubit and a half the breadth of it, and a cubit and a half the height of it: {37:2} And he overlaid it with pure gold within and without, and made a crown of gold to it round about. {37:3} And he cast for it four rings of gold, [to be set] by the four corners of it; even two rings upon the one side of it, and two rings upon the other side of it. {37:4} And he made staves [of] shittim wood, and overlaid them with gold. {37:5} And he put the staves into the rings by the sides of the ark, to bear the ark. {37:6} And he made the mercy seat [of] pure gold: two cubits and a half [was] the length thereof, and one cubit and a half the breadth thereof. {37:7} And he made two cherubims [of] gold, beaten out of one piece made he them, on the two ends of the mercy seat; {37:8} One cherub on the end on this side, and another cherub on the [other] end on that side: out of the mercy seat made he the cherubims on the two ends thereof. {37:9} And the cherubims spread out [their] wings on high, [and] covered with their wings over the mercy seat, with their faces one to another; [even] [to] the mercy seatward were the faces of the cherubims</p>



## 2- Introduction

The Ark is the most holy element in the tabernacle,  
In the Ark there are

- 1- **The Testimony (Rock boards)**
- 2- **an omer full of manna (Exodus 16: 33)**
- 3- **Aaron rod**

Note/

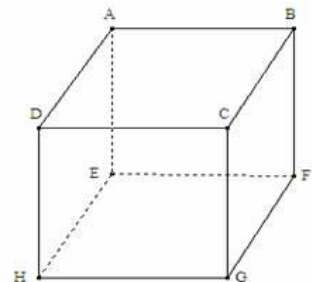
In the ark there's the real Holy Lord Word, that tells us the tabernacle isn't just an empty symbol, because the truth Lord Word (the Testimony) is found inside the Ark..

### 3- The Ark geometrical data

The Ark dimensions

Length 2.5 cubits / breadth 1.5 cubits / height 1.5 cubits

- The roof diameter BD = 2.915 cubits
- The cube diameter BH = 3.278 cubits
- The side diameter BG = 2.213 cubits
- The ark circumference = 44 cubits
- The ark area = 19.5 cubits<sup>2</sup>
- The ark volume = 5.625 cubits<sup>3</sup>



Does this data tell us any special thing?

### Let's Take A Look At The Tabernacle 6 Elements Dimensions

Element	Length	Breadth	Height
The Ark	2.5 cubits	1.5 cubits	1.5 cubits
The Incense Altar	1 cubit	1 cubit	2 cubits
The Offering Altar	5 cubits	5 cubits	3 cubits
The Tabernacle	30 cubits	10 cubits	10 cubits
The table of Shewbread	2 cubits	1 cubit	2 cubits
Note/			
The Table Height is 1.5 Cubits, but it has a crown of gold its height = 1 span = 0.5 cubit i.e. The Table Height above the crown will be 1.5 + 0.5 = 2 cubits.			
The candlestick	Not known	4 cubits	4 cubits
The Candlestick breadth = its height... this will be proved later			

As we can see, **The 6 elements have the same rule..**

## **2 Dimensions Are Equal, And Only One Is Different**

That tells us there's some interesting thing here!

How this information can help us, why the element has 2 equal dimensions and only one different?!

Let's continue with the Ark

The next question, where's the Ark in the Most Holy place accurately

### **The Ark accurate position in the most Holy place**

The Holy text gives us no specific position for the Ark inside the most holy place

means the Ark should be put in the Center of the most holy place

So the distances will be as following

- The distance from the Ark to the tabernacle end wall (the west wall) = 4 Cubits
- The distance from the Ark to the most holy Vail = 4 Cubits
- The distance from the Ark to the north wall = 3.25 Cubits
- The distance from the Ark to the south wall = 3.25 Cubits
- The distance above the Ark to the roof (blue curtain) = 8.5 Cubits
- The distance above the Ark golden cover to the roof (blue curtain) = not known
- The distance above the Ark cherubim to the roof (blue curtain) = 6 cubits

(many of the previous data will be proved later)

### **4- The Ark Transportation**

{4:5} And when the camp setteth forward, Aaron shall come, and his sons, and they shall take down **the covering Vail**, and cover the ark of testimony with it: {4:6} And shall put thereon the covering of badgers' skins, and shall spread over [it] a cloth wholly of blue, and shall put in the staves thereof. {4:7}) (num 4: 4-5)

#### **Note/**

the most Holy Place Vail has offering blood, which is put by the highest priest during the year festivals and occasions, for that reason, as I think, they use **the tabernacle door Vail** to cover the Ark, instead of **the most Holy Place Vail**.

And in this study I'll call the Most Holy Place Vail "the Vail" but the tabernacle door Vail will be called " the tabernacle door Vail"

### 3rd-The Ark golden cover (The Mercy Seat)



#### 1- The Holy Texts

Exodus 25: 17-22	Exodus 37: 6-9
<p>{25:17} And thou shalt make a mercy seat [of] pure gold: two cubits and a half [shall be] the length thereof, and a cubit and a half the breadth thereof. {25:18} And thou shalt make two cherubims [of] gold, [of] beaten work shalt thou make them, in the two ends of the mercy seat. {25:19} And make one cherub on the one end, and the other cherub on the other end: [even] of the mercy seat shall ye make the cherubims on the two ends thereof. {25:20} And the cherubim shall stretch forth [their] wings on high, covering the mercy seat with their wings, and their faces [shall look] one to another; toward the mercy seat shall the faces of the cherubims be. {25:21} And thou shalt put the mercy seat above upon the ark; and in the ark thou shalt put the testimony that I shall give thee. {25:22} And there I will meet with thee, and I will commune with thee from above the mercy seat, from between the two cherubims which [are] upon the ark of the testimony, of all [things] which I will give thee in commandment unto the children of Israel.</p>	<p>{37:6} And he made the mercy seat [of] pure gold: two cubits and a half [was] the length thereof, and one cubit and a half the breadth thereof. {37:7} And he made two cherubims [of] gold, beaten out of one piece made he them, on the two ends of the mercy seat; {37:8} One cherub on the end on this side, and another cherub on the [other] end on that side: out of the mercy seat made he the cherubims on the two ends thereof. {37:9} And the cherubims spread out [their] wings on high, [and] covered with their wings over the mercy seat, with their faces one to another; [even] [to] the mercy seatward were the faces of the cherubims.</p>

## 2- Introduction

The Ark cover (the mercy seat) with the Cherubim standing on it is the first element made of pure gold, and the second is the candlestick which also is made of pure gold, only these 3 elements in the whole tabernacle are made of pure gold.

## 3- The Ark Cover Geometrical Study

### a- The Dimensions

- Length 2.5 cubits / breadth 1.5 cubits / thickness is unknown<sup>1</sup>!
- The cover diameter = 2.915 cubits
- The cover circumference = 8 cubits
- The cover area = 3.75 cubits<sup>2</sup>

Note/

Why the Holy text tells us the cover length and breadth data, where this data must be corresponding with the Ark length and breadth because it's his cover? i.e. because this is the Ark cover, so it should have the same length and breadth, but the thickness can be changeable...

But the holy text gives us the known data but doesn't tell us the unknown data, i.e. doesn't tell us what's **the cover thickness**?!

### B- The Cherubim Height

What's the cherubim height? The holy text tells us nothing about that?

I think...

**The cherubim height is 2.5 cubits = The Ark Length**

Let's try to prove that

In the temple building we read the following

{6:23} And within the oracle he made two cherubims [of] olive tree, [each] **ten cubits high**. {6:24} **And five cubits [was] the one wing of the cherub, and five cubits the other wing of the cherub: from the uttermost part of the one wing unto the uttermost part of the other [were] ten cubits.** {6:25} And the other cherub [was] ten cubits: both the cherubims [were] of one measure and one size. {6:26} **The height of the one cherub [was] ten cubits,** and so [was it] of the other cherub. (1kings 6: 23-26)

I suppose these measurements are similar proportionally to the tabernacle measurements,

The cherubim wing length = 5 cubits and the 2 wings touch each other

Means

The distance horizontally = 10 cubits

And the cherubim height = 10 cubits

---

<sup>1</sup> I wish anyone may add any idea to help us to complete the missing data which I couldn't reach..

**That's the same in the tabernacle,**

The distance horizontally = the Ark length = 2.5 cubits


And this should equal the cherubim height

i.e.

**The cherubim height is 2.5 cubits..**

And the prophet Moses didn't give details of the cherubim. Least the people later sin to worship them (as I think)

## 4th- The Table Of Shewbread



### 1- The Holy Text

Exodus 25 : 23-30	Exodus 37: 10-16
<p>{25:23} Thou shalt also make a table [of] shittim wood: two cubits [shall be] the length thereof, and a cubit the breadth thereof, and a cubit and a half the height thereof. {25:24} And thou shalt overlay it with pure gold, and make thereto a crown of gold round about. {25:25} And thou shalt make unto it a border of an hand breadth round about, and thou shalt make a golden crown to the border thereof round about. {25:26} And thou shalt make for it four rings of gold, and put the rings in the four corners that [are] on the four feet thereof. {25:27} Over against the border shall the rings be for places of the staves to bear the table. {25:28} And thou shalt make the staves [of] shittim wood, and overlay them with gold, that the table may be borne with them. {25:29} And thou shalt make the dishes thereof, and spoons thereof, and covers thereof, and bowls thereof, to cover withal: [of] pure gold shalt thou make them. {25:30} And thou shalt set upon the table shewbread before me alway</p>	<p>{37:10} And he made the table of shittim wood: two cubits [was] the length thereof, and a cubit the breadth thereof, and a cubit and a half the height thereof: {37:11} And he overlaid it with pure gold, and made thereunto a crown of gold round about. {37:12} Also he made thereunto a border of an handbreadth round about; and made a crown of gold for the border thereof round about. {37:13} And he cast for it four rings of gold, and put the rings upon the four corners that [were] in the four feet thereof. {37:14} Over against the border were the rings, the places for the staves to bear the table. {37:15} And he made the staves [of] shittim wood, and overlaid them with gold, to bear the table. {37:16} And he made the vessels which [were] upon the table, his dishes, and his spoons, and his bowls, and his covers to cover withal, [of] pure gold.</p>

### The Table Transportation

{4:7} And upon the table of shewbread they shall spread a cloth of blue, and put thereon the dishes, and the spoons, and the bowls, and covers to cover withal: and the continual bread shall be thereon: {4:8} And they shall spread upon them a cloth of scarlet, and cover the same with a covering of badgers' skins, and shall put in the staves thereof. (Numbers 4: 7-8)

## 2- Introduction

On the table is found the showbread, which should change every Sabbath (Saturday), the bread is made according to the next holy text

{24:5} And thou shalt **take fine flour**, and bake twelve cakes thereof: two tenth deals shall be in one cake. {24:6} And thou shalt set them in two rows, six on a row, upon the pure table before the LORD. {24:7} And thou shalt put pure frankincense upon [each] row, that it may be on the bread for a memorial, [even] an offering made by fire unto the LORD. (Lev 24: 5-7)

### How they baked the showbread in the desert?!

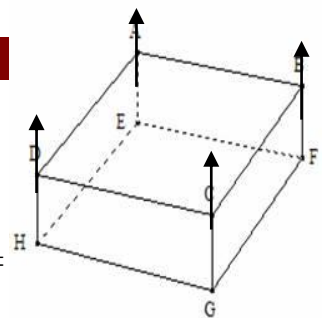
From where they got The Fine Flour? Where the people eat the Manna during 40 years?!

## 3- The Table Geometrical Study

### The Table Dimensions

The figure represents the table

- The Length AD = 2 Cubits
- The Breadth AB = 1 Cubits
- The Height AE = 1.5 Cubits
- The table has crown to which the arrows refer, its height = 1 span = 0.5 cubits



**i.e. The Table total height to above the Crown = 2 Cubits.**

That means the table has 2 different heights, the original height = 1.5 cubits, and the height with the crown will be  $1.5 + 0.5 = 2$  Cubits<sup>2</sup>.

- The Roof diameter BD = 2.236 Cubits
- The side diameter (DG) = 1.8 Cubits (for height 1.5 cubits)
- The side diameter (DG) = 2.236 Cubits (for height 2 cubits above crown)
- The front diameter (BG) = 2.5 Cubits (for height 1.5 cubits)
- The front diameter (BG) = 2.82 Cubits (for height 2 cubits)
- The cube diameter (BH) = 2.6925 Cubits
- The Crown height = 1 span = 0.5 Cubits (crown circumference = 16 Cubits- the crown area = 3 cubits<sup>2</sup>)

### The Table Circumference And Area

a- With dimensions: length 2 cubits x breadth 1cubit x **Height 1.5 cubits**

- Circumference = 36 Cubits
- Area = 13 Cubits<sup>2</sup>
- Volume = 3.75 cubits<sup>3</sup>

B- With dimensions length 2 cubits x breadth 1cubit x **Height 2 cubits**

- Circumference = 40 Cubits
- Area = 16 Cubits<sup>2</sup>
- Volume = 5 cubits<sup>3</sup>

---

<sup>2</sup> - Please note, this description is very similar to the queen chamber roof in the great pyramid, where the roof is made in pyramid form (triangular form) giving 2 different heights for the same chamber, the first height at the triangular roof base and the second one at the triangular roof top!

#### 4- The Table Study Comments

##### First:

The question is

##### **Where should The Table Be Put In The Holy Place?**

Because the table should be in front of the candlestick inside the holy place,  
But where?

The holy place length = 20 Cubits (the distances from the tabernacle door Vail to the Vail)

In any place we should put the table in front of the candlestick?

This question we should answer with the candlestick, because through the candlestick we can define this place..

##### Second:

I need here to confirm that the six elements in the tabernacle have the same geometrical design...

Please see that once again as following...

Element	Length	Breadth	Height
The Ark	2.5 cubits	1.5 cubits	1.5 cubits
The Incense Altar	1 cubit	1 cubit	2 cubits
The Offering Altar	5 cubits	5 cubits	3 cubits
The Tabernacle	30 cubits	10 cubits	10 cubits
The table of Shewbread	2 cubits	1 cubit	2 cubits
Note/ The Table Height is 1.5 Cubits, but it has a crown of gold its height = 1 span = 0.5 cubit i.e. The Table Height above the crown will be $1.5 + 0.5 = 2$ cubits.			
The candlestick	Not known	4 cubits	4 cubits
The Candlestick breadth = its height... this is proved in Candlestick study			

So,

##### **Why all of them have 2 equal dimensions and 1 different?**

Let's try to answer that in the following comment



## Comment (Just idea)

### **Why all the 6 tabernacle elements have the same rule?!**

I suppose that because the Lord has the full knowledge and Not Part of the knowledge as us. So he has no graduation in the knowledge but He has the full knowledge..

So He has no many different geometrical structures,  
Among which One of them is better than the other.... As us

But The Lord has **Only One Ideal Geometrical Structure**

And He uses **only** this same geometrical structure ...

For that reason we found the same geometrical concept in the 6 tabernacle elements...

This idea can be supported with easy contemplation for the creatures..

We can see that the creatures similarity is found easily...

Now If we accept this idea as a basic concept we would have problem to solve!

Which is the Tabernacle court geometrical structure where **the court three dimensions are different (all of them) breaking this same rule which we found in the tabernacle 6 elements!**

**The tabernacle court dimensions are:**

**Length 100 Cubits X breadth 50 Cubits X height 5 Cubits**

So the court dimensions can easily disturb our rule which we found in the tabernacle

Otherwise the court geometry is the development of the tabernacle elements geometry

And that we need to discuss in the tabernacle court study...

## 5th- The Candlestick



k1967820 www.fotosearch.com

### 1- The Holy Text

Exodus 25: 31- 40	Exodus 37: 17-24
<p>{25:31} And thou shalt make a candlestick [of] pure gold: [of] beaten work shall the candlestick be made: his shaft, and his branches, his bowls, his knobs, and his flowers, shall be of the same. {25:32} And six branches shall come out of the sides of it; three branches of the candlestick out of the one side, and three branches of the candlestick out of the other side: {25:33} Three bowls made like unto almonds, [with] a knop and a flower in one branch; and three bowls made like almonds in the other branch, [with] a knop and a flower: so in the six branches that come out of the candlestick. {25:34} And in the candlestick [shall be] four bowls made like unto almonds, [with] their knobs and their flowers. {25:35} And [there shall be] a knop under two branches of the same, and a knop under two branches of the same, according to the six branches that proceed out of the candlestick. {25:36} Their knobs and their branches shall be of the same: all it [shall be] one beaten work [of] pure gold. {25:37} And thou shalt make the seven lamps thereof: and they shall light the lamps thereof, that they may give light over against it. {25:38} And the tongs thereof, and the snuffdishes thereof, [shall be of] pure gold. {25:39} [Of] a talent of pure gold shall he make it, with all these vessels. {25:40} And look that thou make [them] after their pattern, which was shewed thee in the mount.</p>	<p>{37:17} And he made the candlestick [of] pure gold: [of] beaten work made he the candlestick; his shaft, and his branch, his bowls, his knobs, and his flowers, were of the same: {37:18} And six branches going out of the sides thereof; three branches of the candlestick out of the one side thereof, and three branches of the candlestick out of the other side thereof: {37:19} Three bowls made after the fashion of almonds in one branch, a knop and a flower; and three bowls made like almonds in another branch, a knop and a flower: so throughout the six branches going out of the candlestick. {37:20} And in the candlestick [were] four bowls made like almonds, his knobs, and his flowers: {37:21} And a knop under two branches of the same, and a knop under two branches of the same, according to the six branches going out of it. {37:22} Their knobs and their branches were of the same: all of it [was] one beaten work [of] pure gold. {37:23} And he made his seven lamps, and his snuffers, and his snuffdishes, [of] pure gold. {37:24} [Of] a talent of pure gold made he it, and all the vessels thereof.</p>

### The Candlestick transportation

{4:9} And they shall take a cloth of blue, and cover the candlestick of the light, and his lamps, and his tongs, and his snuffdishes, and all the oil vessels thereof, wherewith they minister unto it: {4:10} And they shall put it and all the vessels thereof within a covering of badgers'skins, and shall put [it] upon a bar (Num 4: 9-10)

### 2- Introduction

The candlestick is the only light source in the tabernacle, where there's no any source of light inside the most holy place! So How the Priests can do their jobs?! Any way the holy text tells us more about that

{40:38} For the cloud of the LORD [was] upon the tabernacle by day, **and fire was on it by night**, in the sight of all the house of Israel, throughout all their journeys.(Exodus 40: 38)

May this fire cause some light for services? I don't know! ..... Also

**What's the Bar on which the candlestick will be put?** No explanation about it... Easily nothing at all! (Num 4: 9-10)?!

### 3- The Candlestick Geometrical Study

The Candlestick is one of the most difficult elements in the tabernacle..  
Simply no clear data...

We need to **know its height & breadth**...also **we need to know its place (location) in the tabernacle**...as well as we need to study its structure

Let's do that in separated points as following

#### I - The Candlestick Height

- a) The priest puts oil daily for the candlestick.. that means the candlestick can't be taller than the human!
- b) The candlestick "may give light over against it." (Exodus 25: 37) i.e. the candlestick gives light to **the table of showbread**...and we know that the table directly in front of the candlestick...the distance between them = equals the tabernacle breadth = 9 cubits and this is a wide distance, for that the candlestick should be at the most possible height..
- c) From the previous, If the cubit = 52 cm..... so **the Candlestick height should be at average 4 cubits**



T

This figure explains **How I Conclude** the candlestick height

Because we have 3 factors, which are

- 1- **The candlestick maximum height** should not be taller than the human height
- 2- **The distance between the candlestick & Table showbread (T) = 9 cubits**, where the table showbread will be seen through the candlestick light
- 3- **The Table showbread (T) Height = 2 cubits** (we use the height above the crown which = the incense altar height for symmetry)

#### II - The Candlestick breadth

- ❖ The Candlestick should be made similar **to the almond tree design**, according to the holy text "{25:33} Three bowls made like unto almonds, [with] a knop and a flower in one branch; and three bowls made **like almonds** in the other branch, [with] a knop and a flower: so in the six branches that come out of the candlestick" (Exodus 25: 33) .
- ❖ The **Almond tree Height = its Breadth** (this data delivered from the monk Marcorius Ava Beshoy monastery- a tabernacle study author)
- ❖ **i.e. the Candlestick breadth = its height = 4 Cubits**

### III- The Candlestick Location In The Tabernacle

The candlestick should be put in front of the showbread table inside the tabernacle, but where? because the tabernacle length is 20 cubits... on which point the candlestick will be standing in front of the table?

We have only one information to define this location, as show in the holy text

"And thou shalt make the seven lamps thereof: and they shall light the lamps thereof, **that they may give light over against it** (Exodus 25: 37)

1-

From this Holy text we understand that, the candlestick gives light to the showbread table because the candlestick directly in front of the table..

And the distance between them = the tabernacle breadth = 9 Cubits..

Now we know that the distance between the table and candlestick = 9 Cubits and the candlestick light causes the table to be seen...

**i.e. at distance 9 Cubits from the candlestick the light is still working...**

2-

And what about **The Incense Altar**? **It should be seen also** to help the service

i.e.

**The Distance From The Candlestick To The Incense Altar = The Distance From The Candlestick To The Showbread Table = 9 Cubits..**

**In the opposite figure**

C= the Incense Altar

A= The Candlestick

B= The Showbread Table

**remember that the table in front of the candlestick**

i.e.

this is an Equilateral Triangle

AB = AC = CB = 9 Cubits

**So CD = 7.75 Cubits** ... (also AD = BD = 4.5 Cubits)

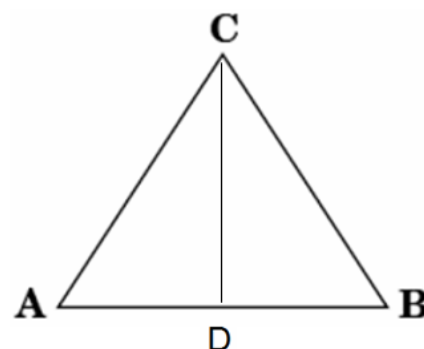
- The distance between The Vail (the Most Holy Place Vail) and the candlestick = 7.75 cubits
- Also the distance between The Vail (the Most Holy Place Vail) and the showbread table = 7.75 cubits
- Note please, I don't consider the table or candlestick dimensions, I deal with them as a geometrical points without dimensions...

**Note please**

As we studied, the table height is a factor effects the lighting sending by the candlestick, and here we have 2 heights, the table original height 1.5 Cubits without the Crown, and the incense Altar height which is 2 Cubits...

The candlestick gives light to both of them, the table and the Altar.. where both of them are at equal distances = 9 cubits...

To which height the light fall? **To the altar height** ..



i.e.

The light moves related to **Height Equals 2 Cubits** (the altar height), and So the light doesn't fall on the bread on the table but **fall on the table crown!** And the table crown shadow fall on the bread (it's the table Crown job)

"And Moses hid his face; for he was afraid to look upon God" (Ex 3: 6)

#### **IV- The Candlestick Structure**

"Three bowls made like unto almonds, [with] a knop and a flower in one branch; and three bowls made like almonds in the other branch, [with] a knop and a flower: so in the six branches that come out of the candlestick." (Ex 25: 33)

- 1<sup>st</sup> branch has : 3 bowls + 1 knop + 1 flower
- 2<sup>nd</sup> branch has : 3 bowls + 1 knop + 1 flower
- 3<sup>rd</sup> branch has : 3 bowls + 1 knop + 1 flower
- **And in the candlestick [shall be] four bowls made like unto almonds, [with] their knops? and their flowers? (Ex 25: 34)**
- 5<sup>th</sup> branch has : 3 bowls + 1 knop + 1 flower
- 6<sup>th</sup> branch has : 3 bowls + 1 knop + 1 flower
- 7<sup>th</sup> branch has : 3 bowls + 1 knop + 1 flower

Actually the candlestick structure is very ambiguous!

How many Knop in each branch?

Because the holy text (English version) tells us one knop

But in the candlestick He used the plural (knobs) where there's no number to clarify this plural!!

We know only that the candlestick is made of one talent pure gold!

"[Of] a talent of pure gold shall he make it, with all these vessels".(Ex 25: 39)

But the structure is not clear

I wish any one can help us with more data or conclusions...

## 6th- THE TABERNACLE

### 1- The Holy Text

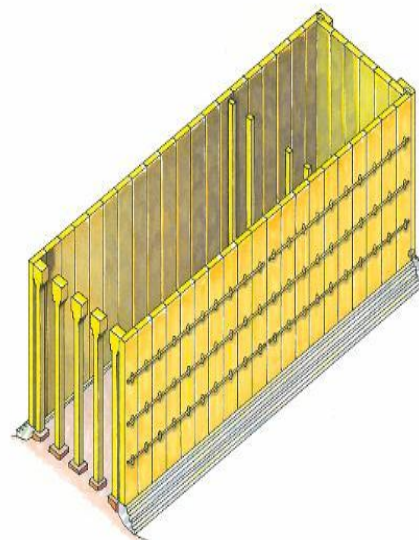

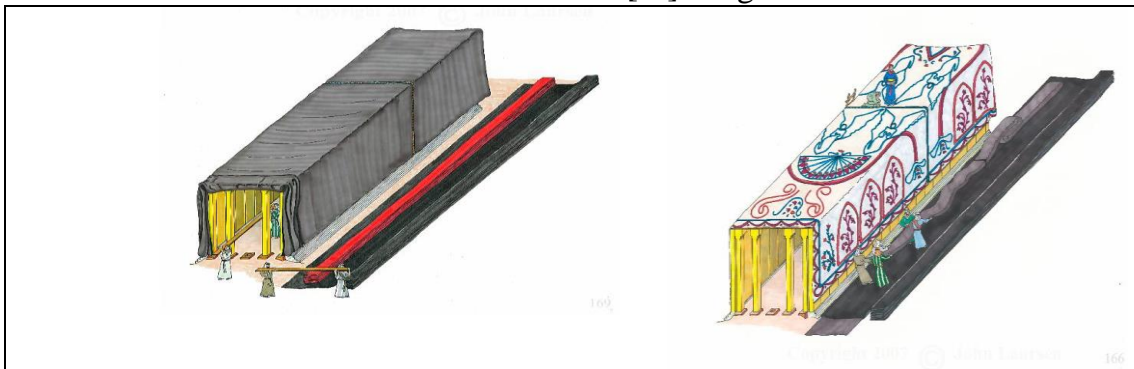
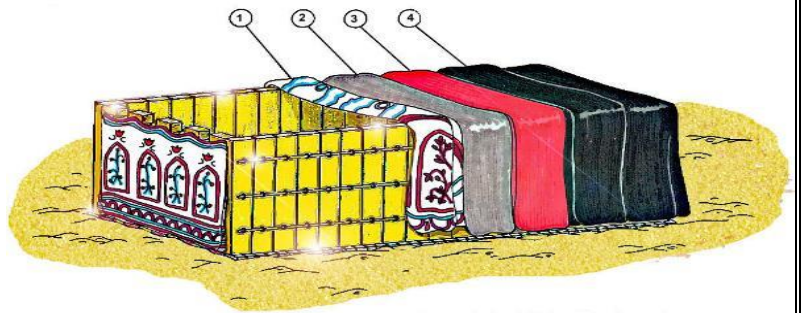
<b>Exodus 26: 1-14</b>	<b>Exodus 36: 8-19</b>
<p>{26:1} Moreover thou shalt make the tabernacle [with] ten curtains [of] fine twined linen, and blue, and purple, and scarlet: [with] cherubims of cunning work shalt thou make them. {26:2} The length of one curtain [shall be] eight and twenty cubits, and the breadth of one curtain four cubits: and every one of the curtains shall have one measure. {26:3} The five curtains shall be coupled together one to another; and [other] five curtains [shall be] coupled one to another. {26:4} And thou shalt make loops of blue upon the edge of the one curtain from the selvedge in the coupling; and likewise shalt thou make in the uttermost edge of [another] curtain, in the coupling of the second. {26:5} Fifty loops shalt thou make in the one curtain, and fifty loops shalt thou make in the edge of the curtain that is in the coupling of the second; that the loops may take hold one of another. {26:6} And thou shalt make fifty taches of gold, and couple the curtains together with the taches: and it shall be one tabernacle. {26:7} And thou shalt make curtains [of] goats' [hair] to be a covering upon the tabernacle: eleven curtains shalt thou make. {26:8} The length of one curtain [shall be] thirty cubits, and the breadth of one curtain four cubits: and the eleven curtains [shall be all] of one measure. {26:9} And thou shalt couple five curtains by themselves, and six curtains by themselves, and shalt double the sixth curtain in the forefront of the tabernacle. {26:10} And thou shalt make fifty loops on the edge of the one curtain [that is] outmost in the coupling, and fifty loops in the edge of the curtain which coupleth the second. {26:11} And thou shalt make fifty taches of brass, and put the taches into the loops, and couple the tent together, that it may be one. {26:12} And the remnant that remaineth of the curtains of the tent, the half curtain that remaineth, shall hang over the backside of the tabernacle. {26:13} And a cubit on the one side, and a cubit on the other side of that which remaineth in the length of the curtains of the tent, it shall hang over the sides of the tabernacle on this side and on that side, to cover it. {26:14} And thou shalt make a covering for the tent [of] rams' skins dyed red, and a covering above [of] badgers skins.</p>	<p>{36:8} And every wise hearted man among them that wrought the work of the tabernacle made ten curtains [of] fine twined linen, and blue, and purple, and scarlet: [with] cherubims of cunning work made he them. {36:9} The length of one curtain [was] twenty and eight cubits, and the breadth of one curtain four cubits: the curtains [were] all of one size. {36:10} And he coupled the five curtains one unto another: and [the other] five curtains he coupled one unto another. {36:11} And he made loops of blue on the edge of one curtain from the selvedge in the coupling: likewise he made in the uttermost side of [another] curtain, in the coupling of the second. {36:12} Fifty loops made he in one curtain, and fifty loops made he in the edge of the curtain which [was] in the coupling of the second: the loops held one [curtain] to another. {36:13} And he made fifty taches of gold, and coupled the curtains one unto another with the taches: so it became one tabernacle. {36:14} And he made curtains [of] goats' [hair] for the tent over the tabernacle: eleven curtains he made them. {36:15} The length of one curtain [was] thirty cubits, and four cubits [was] the breadth of one curtain: the eleven curtains [were] of one size. {36:16} And he coupled five curtains by themselves, and six curtains by themselves. {36:17} And he made fifty loops upon the uttermost edge of the curtain in the coupling, and fifty loops made he upon the edge of the curtain which coupleth the second. {36:18} And he made fifty taches [of] brass to couple the tent together, that it might be one. {36:19} And he made a covering for the tent [of] rams' skins dyed red, and a covering [of] badgers' skins above [that].</p>

## The Tabernacle

An outer image for the tabernacle

To explain the different curtains

- 1- Curtain No. 1 is the Blue curtain (10 curtains each one length = 28 Cubits, and its breadth = 4 cubits)
- 2- Curtain No. 2 is The goats' hair curtains (11 curtains each one length = 30 Cubits, and its breadth = 4 cubits)
- 3- No. 3 A cover for the tent of rams' skins dyed red,
- 4- No. 4 A second cover of the tent above [of] badgers skins

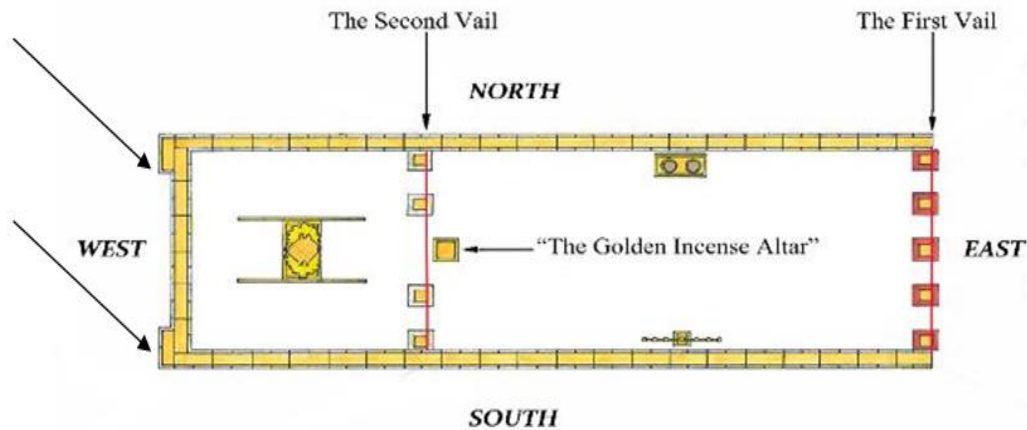


A drawing for the goats' hair curtain, they are 11 curtains, each one length is 30 Cubits, and its breadth=4 cubits, the tabernacle wooden walls are shown under the curtain.

Note Please

## This figure is incorrect

(This Drawing Is Found Online- but this is incorrect)



### **The reason as following**

"And thou shalt make **bars [of] shittim wood;** five for the boards of the one side of the tabernacle" (Ex 26: 26)

According to this Holy text, there are 5 bars should be put above the boards from outside

And

For the west side,

"And two boards shalt thou make for the corners of the tabernacle in the two sides. {26:24} And they shall be coupled together beneath, and they shall be coupled together above the head of it unto one ring (Ex 26: 23-24)

**If the coupled Boards are from outside as shown in the previous figure, How he could put the bars on the boards from outside?!**

### **So this figure is incorrect**

Also almost all the other figures are incorrect because all of them follow this same idea...

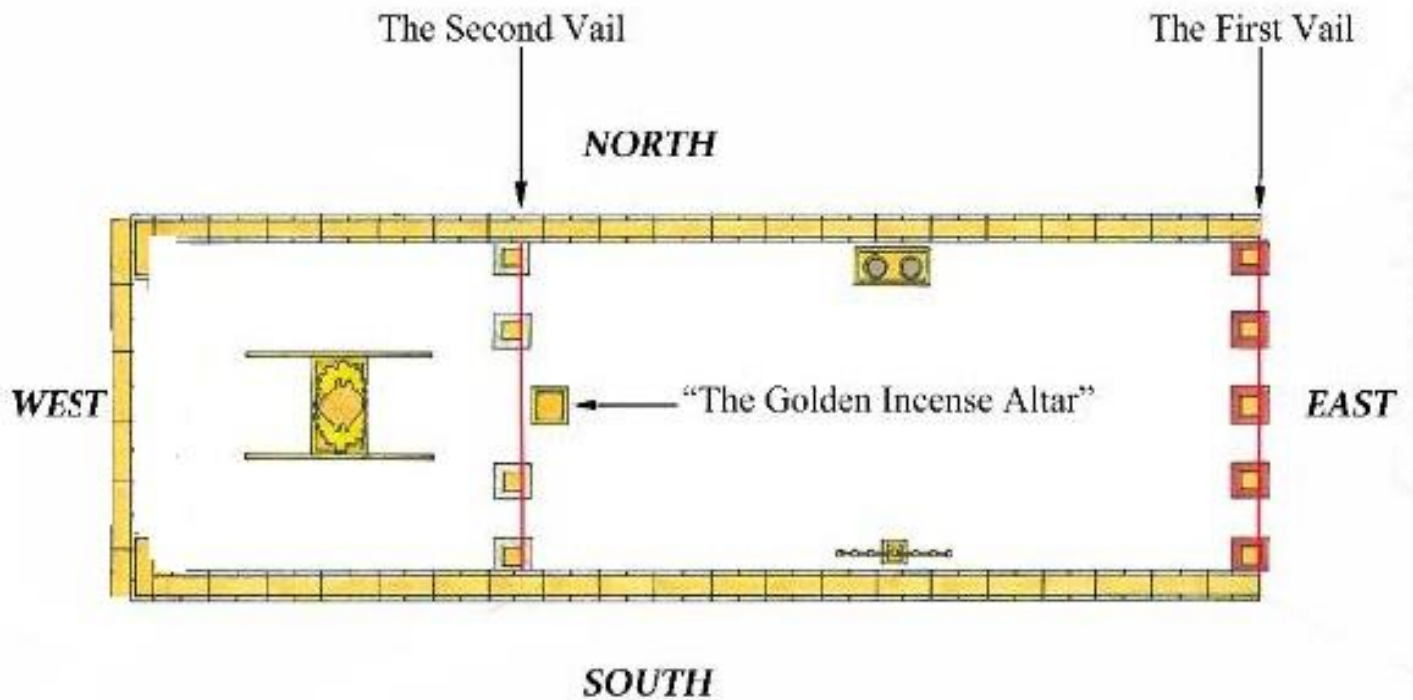
It's wrong to put the coupled boards from outside the tabernacle west wall because that makes the surface is **UNEVEN**. So that would prevent to put the bars on the boards from outside....

The Coupled Boards should be **INSIDE** the tabernacle to enable the maker to put the bars on the boards from outside as following..



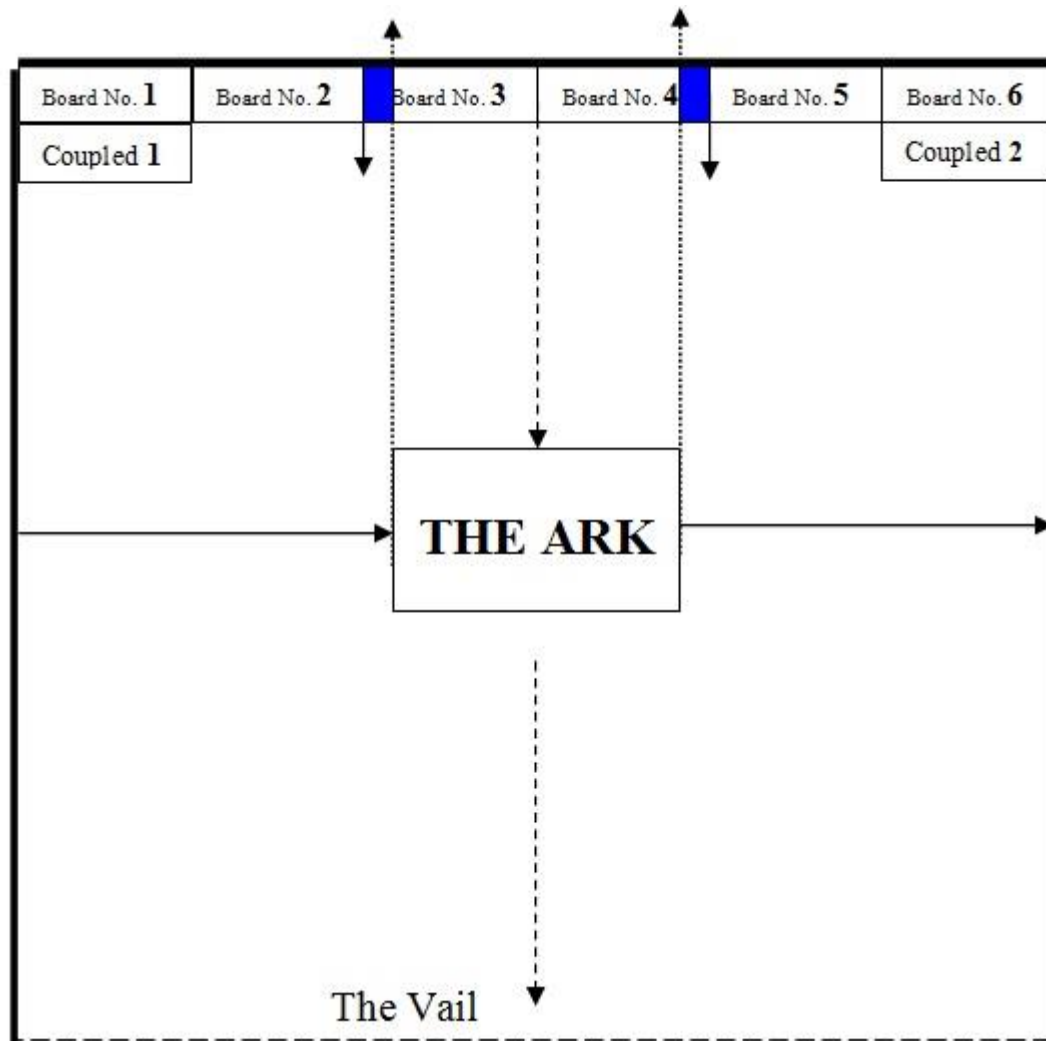
### The Correct Figure Should Be As Following

The coupled boards should be from inside the tabernacle itself.. and by such way he can put the bars on the boards.



(This Figure Was Online And I made Some Modifications On It)

In more accurate details I present the following figure I made by myself



This figure explains How the COUPLED BOARDS are located INSIDE the tabernacle and NOT outside

But this figure we will study in more details later


## 2- Introduction

The tabernacle is a very important element for our study  
And we need to define the elements places inside the tabernacle and the different distances between each of them..

## 3- The Geometry Study

### I- The Tabernacle Outer Dimensions

- Length 30 X breadth 10 X height 10 cubits
- The roof diameter EG = 31.62 cubits
- The cube diameter AG= 33.166 cubits
- The Side diameter GB = 14.14 Cubits

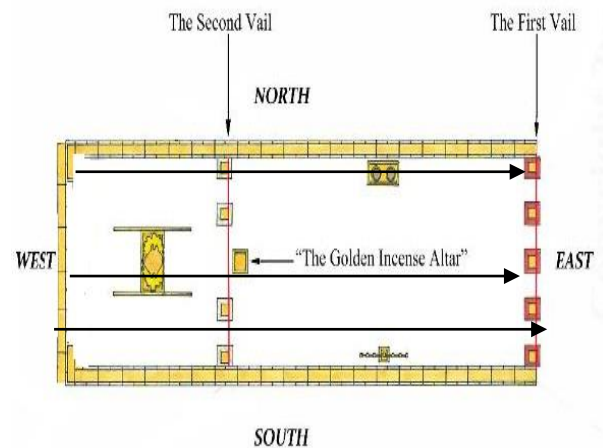


### II- The Tabernacle inner Dimensions

- Length 29.5 X breadth 9 X height 10 cubits
- At both sides each one of the coupled boards consumes additional 0.5 cubit from the length, that makes the length at both sides = 29 cubits only, where we know that the board thickness is 0.5 cubit.

### This opposite figure explains that clearly

- The upper arrow refers to length = 29 cubits because of the coupled boards thickness
- The middle arrow refers to length = 29.5 cubits because the west wall in this point consists of 1 board only whose thickness is 0.5 cubit so the length becomes 29.5 cubits.
- The lower arrow refers to the outer tabernacle length equals 30 cubits.



### So the tabernacle dimensions (at the middle) as following

- Length 29.5 X breadth 9 X height 10 cubits
- The Roof Diameter EG = 30.8 cubits
- The Cube Diameter AG= 32.42 cubits
- The Side Diameter GB = 13.42 Cubits

### III- The Tabernacle Areas And Circumferences

- The tabernacle outer circumference = 400 Cubits
- The tabernacle inner circumference = 384 Cubits
- The tabernacle outer area = 1400 Cubits<sup>2</sup>
- The tabernacle inner area = 1282 Cubits<sup>2</sup>
- The tabernacle outer volume = 3000 Cubits<sup>3</sup>
- The tabernacle inner volume = (2655 "inside volume"-15"coupled boards volumes")=2640 Cubits<sup>3</sup>

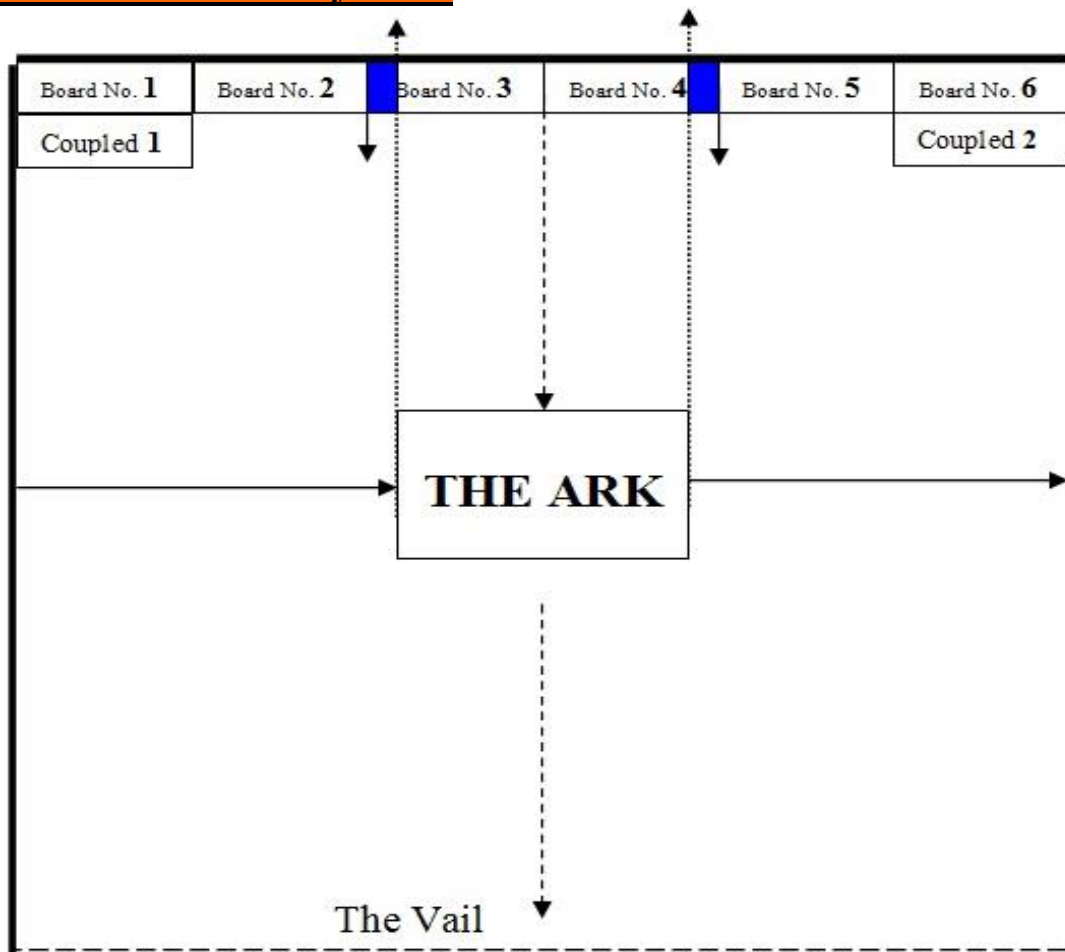
#### **4- The Tabernacle General Geometrical Vision**

The tabernacle from inside is divided into the holy place and the most holy place between them there's the Most Holy Vail (that we sometimes call "the Vail)

And at the tabernacle door there's another Vail we always call "the Tabernacle door Vail")

Let's study the details of tabernacle elements their distances as following...

## First: The Most Holy Place



### The Outer Dimensions

Length 10 X breadth 10 X height 10 cubits

### The Inner Dimensions

- The important point here is the coupled boards, as shown in the figure, the **coupled boards are located inside the tabernacle**, for that reason the Most Holy Place length decreased at the both Corners with additional 0.5 cubit for each Board...
- The Most Holy place length = 9.5 cubits  
The Most Holy place Breadth = 9 cubits, as we studied before based on the Holy text "And for the sides of the tabernacle westward thou shalt make **six boards**. And two boards shalt thou make for **the corners of the tabernacle** in the two sides. {26:24} And they **shall be coupled together beneath**, and they **shall be coupled together** above the head of it unto one ring: thus shall it be for them both; they shall be for the two corners. {Ex 26:23}"
- Note, the most Holy Place Breadth = the Tabernacle breadth = 9 cubits (the same breadth for the whole tabernacle).

- **The point here is the Most Holy Place length**, where the length changes because of the coupled boards... let's see that deeply ... we'll take a deep look at the west wall from Board No. 1 to No. 6 as following
- 
- ❖ At Board No. 1 the Most Holy place length = 9 cubits because of the 2 boards thickness which equal  $0.5+0.5=1$  cubit (the Board distance = 1.5 cubits) i.e. **for distance (breadth) 1.5 cubits the length was 9 cubits...**
- ❖ From Board No. 2 to Board No. 5, the most Holy place length = 9.5 cubits because the west wall consists of 1 Board only i.e. **for distance (breadth) 6 cubits, the length was 9.5 cubits**
- ❖ At Board No. 6 the Most Holy place length = 9 cubits also because of the 2 boards thickness which equal  $0.5+0.5=1$  cubit i.e. **for distance (breadth) 1.5 cubits the length was 9 cubits...**

## **The Ark Location 1 (Dimensions)**

We studied the Ark Location inside the most Holy Place accurately with the Ark study... but the ark location measurements were without poof

Here we repeat that once again with the proves...

Because we know the clear dimensions of the most holy place...

And we know that the Holy text defines no distinguish side to stand the Ark in i.e. the Ark should stand in the Most Holy Place Center

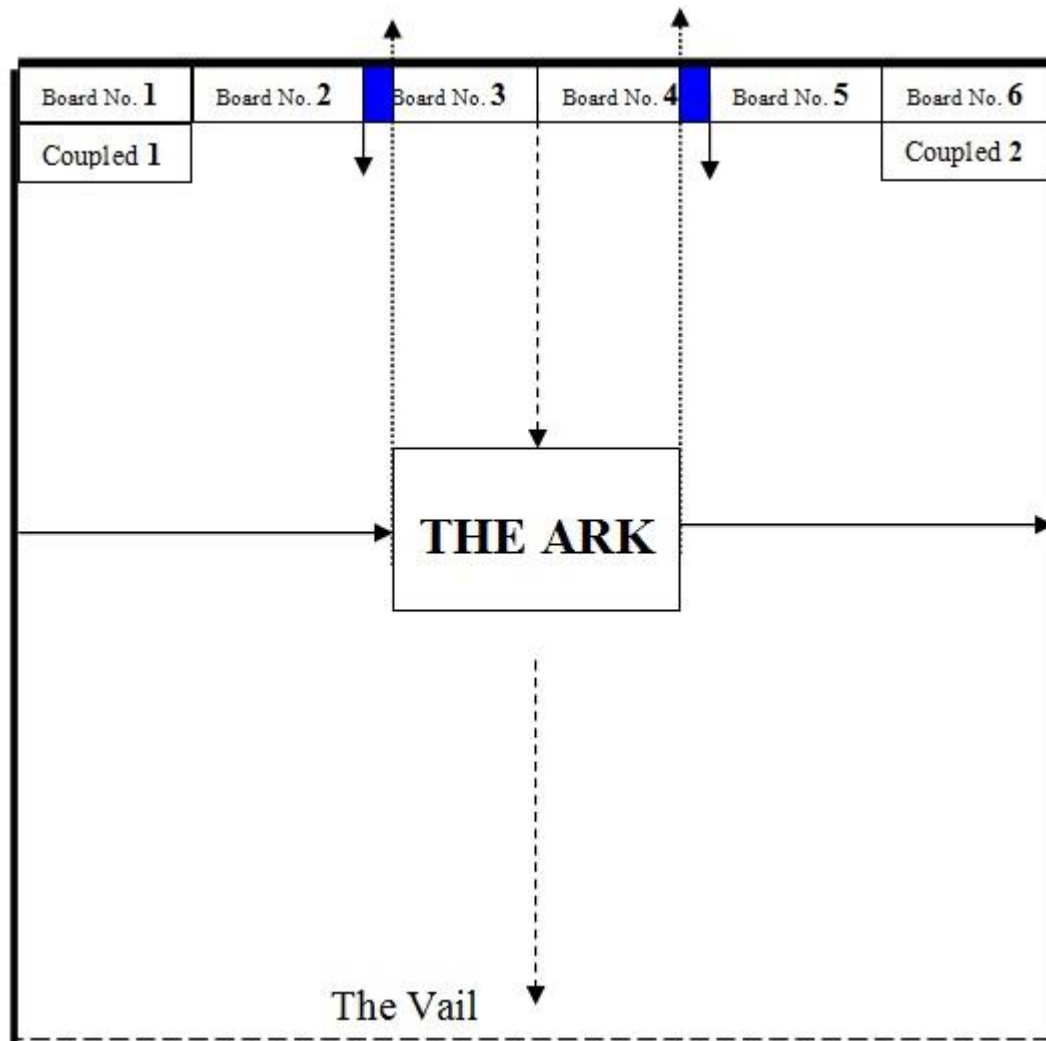
where the measured distances should be as following:

- The distance from the Ark to the tabernacle end wall (the west wall) = 4 Cubits
- The distance from the Ark to the most holy Vail = 4 Cubits
- The distance from the Ark to the north wall =3.25 Cubits
- The distance from the Ark to the south wall =3.25 Cubits
- The distance above the Ark to the roof (blue curtain) =8.5 Cubits
- The distance above the Ark golden cover to the roof (blue curtain) =not known
- The distance above the Ark cherubim to the roof (blue curtain) = 6 cubits (this proved in the Mercy Seat study)

Now How we can see the Ark Location clearly?

Let's try that in following!

## THE ARK LOCATION 2 ( FIGURE )



The previous figure shows very important data concerning the Most Holy place inside the tabernacle.

As we can see the Ark locates in the Center of the Most Holy place..

The west wall behind the Ark (the End Wall in the tabernacle) is a very important wall in the tabernacle for many reasons... I refer as following:

- The Coupled boards are found at both sides, as shown clearly in the figure..
- The Coupled boards are found **Inside** the Ark and by such way the outer Wall is even, has only one level and the maker can easily put the bars on this outer wall boards,

We have studied that already,

But now we need to take a look deeply at the west wall once again...



## A deep look at the West Wall

- The descending arrows refer to the End of Boards...
- So the left descending arrow refers to the end of the Board No. 2. And at this same point the Board No. 3 is starting...
- Also the right descending arrow refers to the end of Board No.5. And at this same point the Board No. 4 is starting...
- The ascending arrows refer to the Ark sides walls parallel points...

**What can we conclude from the previous?!**

**I conclude the following:**

### **1- The Boards No. 3 & 4 are the Ark Niche:**

It's very important to see that carefully

The Boards No. 3 and 4 work as **The Ark Niche**

But the Ark isn't put close to this niche for some reason!

Any way the Ark locates in the Most Holy Place Center but still the Boards No. 3 & 4 work as The Ark Niche

Not for the Ark Himself but for His parallel lines...

**Now please take a deep look at this Niche deeply...**

The Boards 3 & 4 lengths together = 3 cubits

But the Ark length = 2.5 cubits

i.e. there's free space from each Board **Outer** the Ark length...

**I.e. The niche is bigger in length than the ark with 0.25 cubit at each side**

i.e. **the blue distances** in the figure at both sides are the outer distances out of the Ark parallel lines and each distance of both = 0.25 cubit

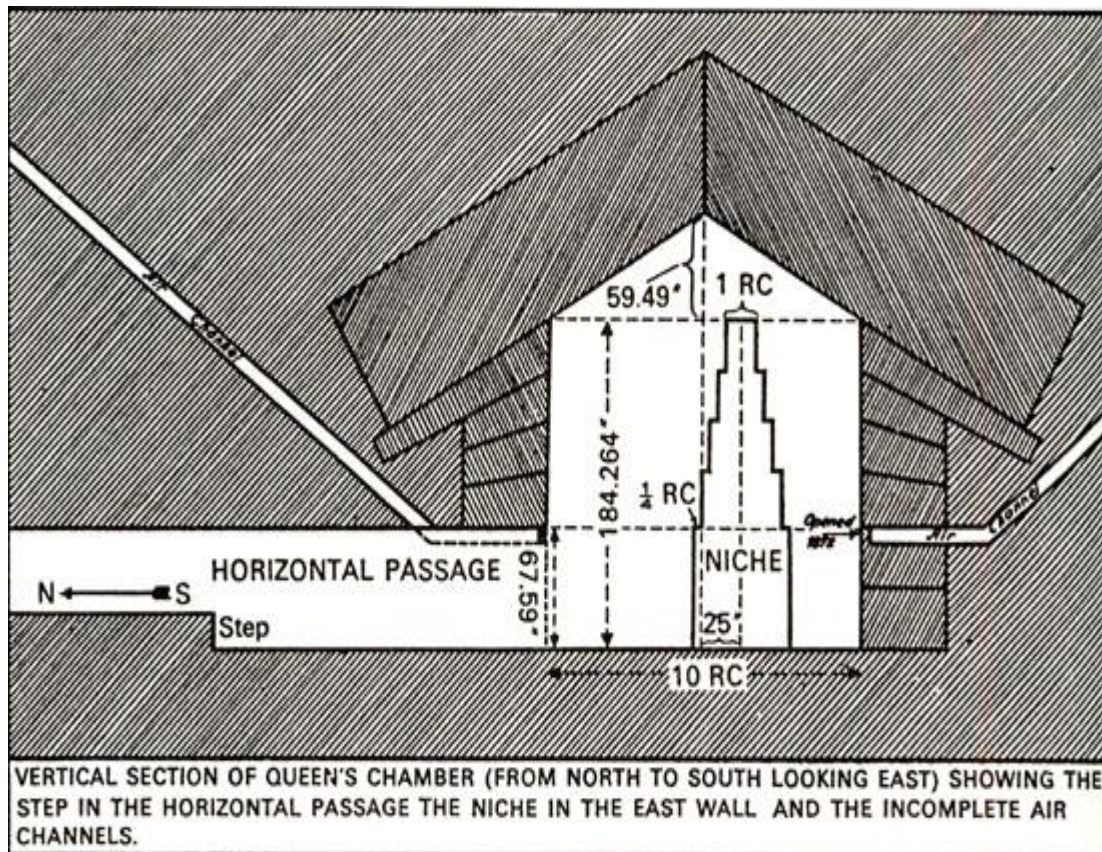
**Note please...**

These distances are defined clearly and definitely because each distance of both is a distance between 2 clear lines the 1<sup>st</sup> line is the Ark side parallel and the 2<sup>nd</sup> line is the Board end line...

So the distance is clearly defined

After all that we need to see another important Niche in following:

## .The Niche In The Great Pyramid Queen Chamber



Please see

**0.25 cubit ....**

The first defined distance in the Niche !

It's incredible **THE SAME VALUE**

**In 2 Niches**

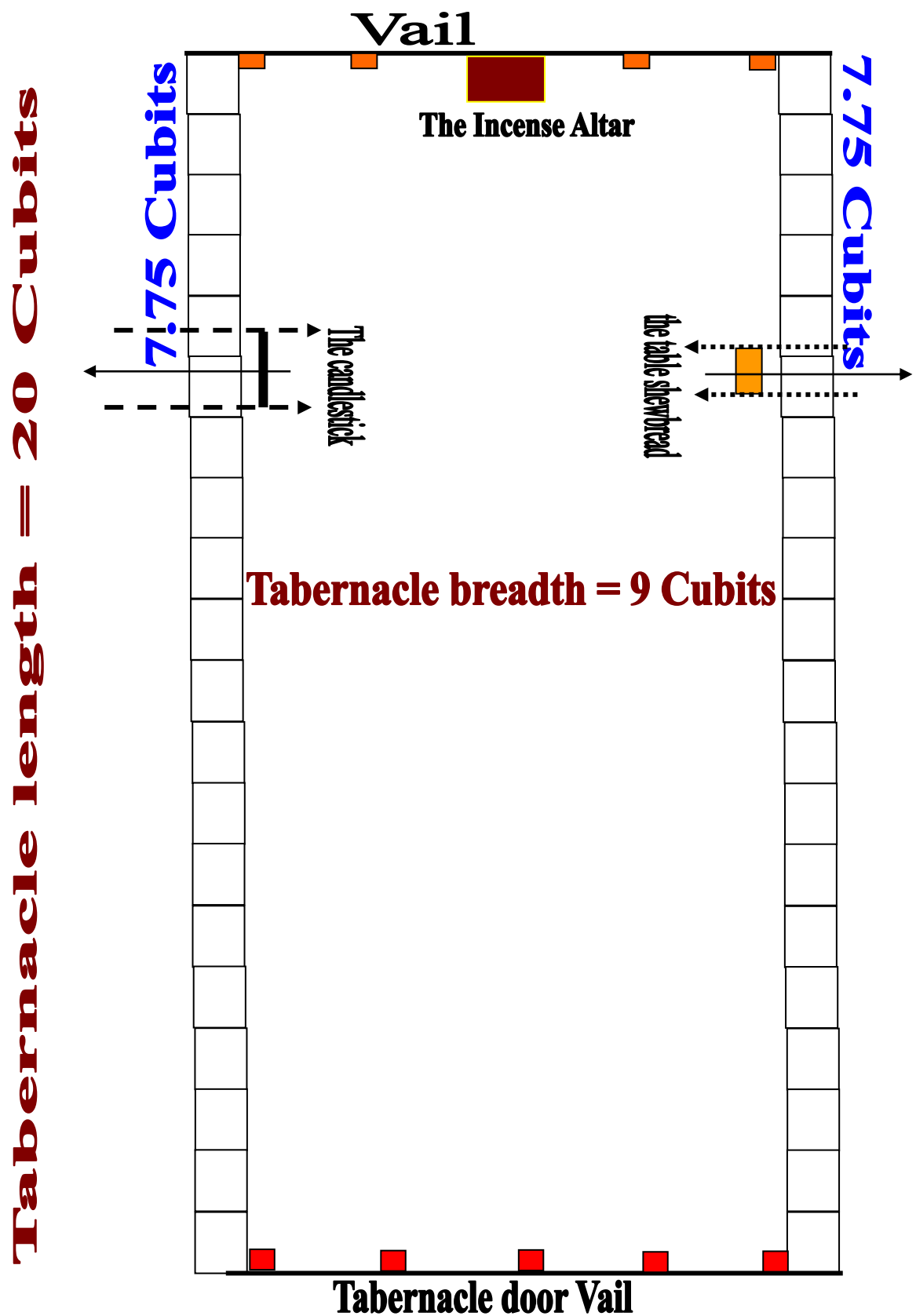
Why these 2 Niches have the same value 0.25 Cubit? This question we may try to discuss in chapter 2 of this study...

But before we move I need to add just one sentence from the Holy Bible Here ....

**"Who can count the dust of Jacob, AND THE NUMBER **OF THE FOURTH [PART] OF ISRAEL**? Let me die the death of the righteous, and let my last end be like his!" (Numbers 23: 10)**

The value **0.25 Cubit** is not a common Value... He tells us something very Important but what is it?

**Second: The Holy Place (the tabernacle)**



## Second: The Holy Place (The Tabernacle)

### The Outer dimensions

The tabernacle outer dimensions are clear

**Length 20 cubits X breadth 10 Cubits X height 10 Cubits**

### The Inner Dimensions

**Length 20 cubits X breadth 9 Cubits X height 10 Cubits**

Now we need to define the place of each element inside the tabernacle...

### I- The Place of The incense Altar

We know this place clearly because the incense Altar should be put directly in front of the Vail based on the Holy text

"And thou shalt put it before the vail that [is] by the ark of the testimony, before the mercy seat that [is] over the testimony, where I will meet with thee." (Ex 30: 6)

**i.e. From the Incense Altar to the tabernacle door Vail = 19 Cubits**

But

What are the distances at both sides?

The tabernacle breadth = 9 Cubits

The Incense Altar side = 1 Cubits

So

From the Tabernacle South Wall to the incense Altar = 4 Cubits

And

From the Tabernacle North Wall to the incense Altar = 4 Cubits

i.e. The incense Altar is found in Middle the tabernacle breadth and the distance at its right = the distance at its left...



**From the previous figure we can see the following:**

- The distance to both sides are equal and each of them = 4 cubits
- we see **the 4 columns** on which the Vail is hanged, **the distances between the columns are equal each = 2 cubits..**
- Please see the arrows cutting the 1<sup>st</sup> board from the tabernacle because the Incense Altar side = 1 Cubit but the Board length is 1.5 Cubits i.e. the board **distance under the arrow = 0.5 cubit..**
- The both walls thickness = 0.5 +0.5 = 1 cubit, which is the difference between the outer & inner tabernacle breadth values.
- We have no information about the column, neither its side nor its height! (The height almost = the board height = 10 Cubits)

## II- The Candlestick Place The Table showbread Place

We studied this place carefully with the candlestick  
And just to remember

The candlestick gave light to the table showbread to perform the service

And what about The Incense Altar? **It should be seen also** to help the service  
i.e.

**The Distance From The Candlestick To The Incense Altar = The Distance  
From The Candlestick To The Showbread Table = 9 Cubits..**

**In this triangle**

C= the Incense Altar

A= The Candlestick

B= The Showbread Table

**remember that the table in front of the candlestick**

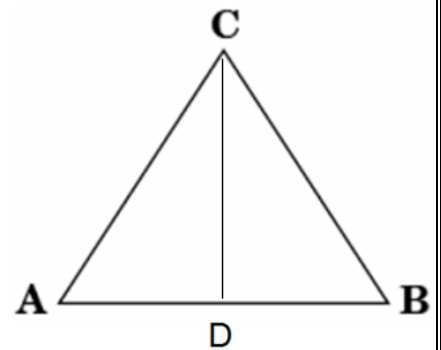
i.e.  $AD = BD = 4.5$  Cubits

i.e. this is an Equilateral Triangle

$AB = AC = CB = 9$  Cubits

**So  $CD = 7.75$  Cubits** .....SO

- The distance between the Most Holy Place Vail and the candlestick = 7.75 cubits
- Also the distance between the Most Holy Place Vail and the showbread table = 7.75 cubits

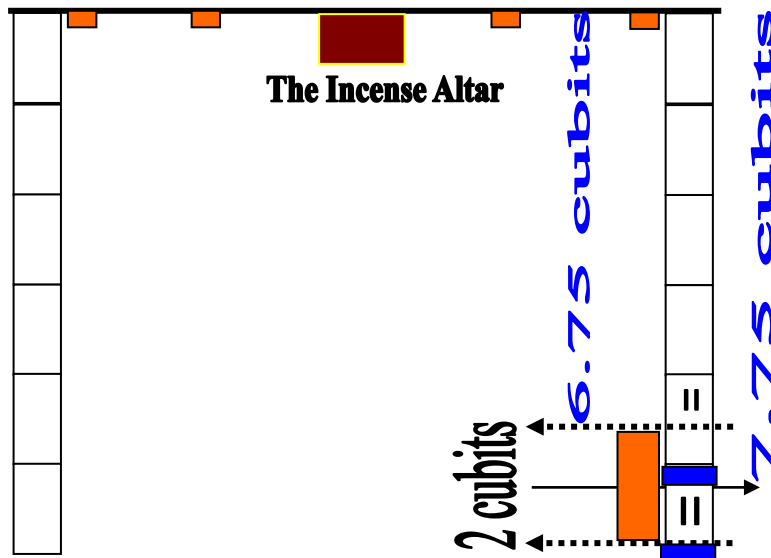


Now The distance from the Vail to the Candlestick = The distance from the Vail to the Table showbread = 7.75 Cubits

But what about these elements dimensions

Let's try to see that deeply as following

## 1- The Table showbread accurate position



The previous figure gives us a clear vision for the Table position  
Considering the table dimensions...

As we studied, the table length is 2 cubits and the breadth is 1 cubit..

As shown in the figure, I supposed that the table length is parallel to the tabernacle length which is almost logical..

We know the distance between the Vail and table = 7.75 cubits

**But which point of the table at this distance?**

Of course **The Table Center**..

So the arrow divides the table into 2 equal parts, and at this arrow the distance to the Vail = 7.75 Cubits

i.e.

The high spotted arrow (the table 1<sup>st</sup> breadth) will be at distance = 6.75 Cubits from the Vail

And.....

The low spotted arrow (the table 2<sup>nd</sup> breadth will be at distance = 8.75 Cubits from the Vail)..... and from 11.25 cubits to the tabernacle door Vail

That's clear for us...

## But What's The Interaction With The Wall Boards?

Let's see that deeply in following

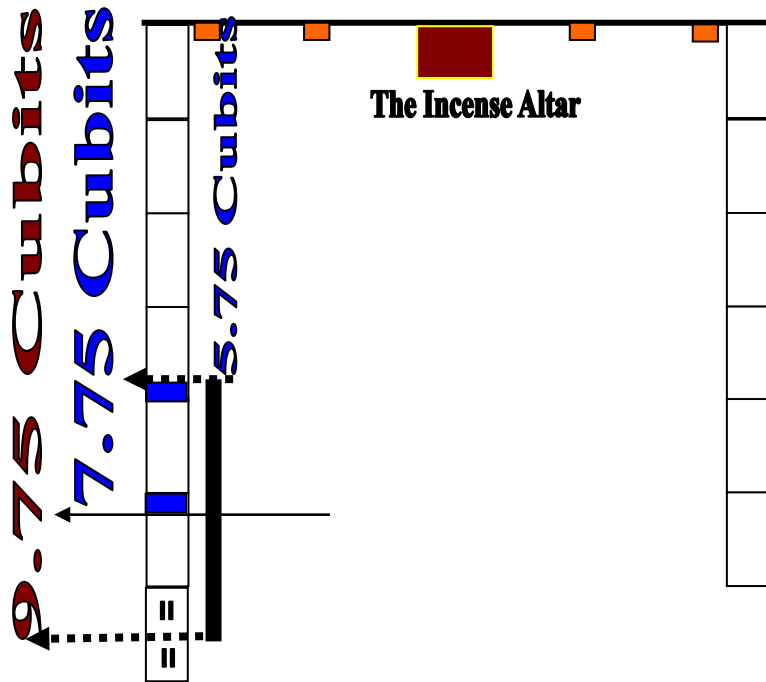
## The Table & Boards Interactions

- The Central table arrow cuts the table into 2 equal parts each of both = 1 Cubit
- This same Central arrow cuts the 6<sup>th</sup> Board into 2 parts ... the first part (above the central arrow) = 0.25 Cubit and the second part = 1.25 cubits.
- The low spotted arrow cuts the same 6<sup>th</sup> Board into 2 parts from down, the lower part is 0.25 cubit and the higher part is 1 cubit..
- i.e. the 6<sup>th</sup> Board is cutting into 3 parts their values are 0.25 cubit, 1 cubit and 0.25 cubit respectively.. So the blue distances in the figure are = 0.25 cubits..
- the distance from the table to the opposite tabernacle Wall = 8 cubits because of the table breadth which equals 1 cubit (Note please... this last calculation is incorrect because the candlestick is putting in front of the table and we need to minus the candlestick breadth also to define the free space in front of the table which will be the same free space in front of the candlestick).

### Note Please

The **Value 0.25 Cubit** is shown again in the tabernacle geometry, surely there's important information here but what's it..?

## 2- The Candlestick accurate position



In the Previous figure  
We can see the candlestick detailed distances

We remember that the candlestick breadth = its height = 4 cubits, as we studied the candlestick.

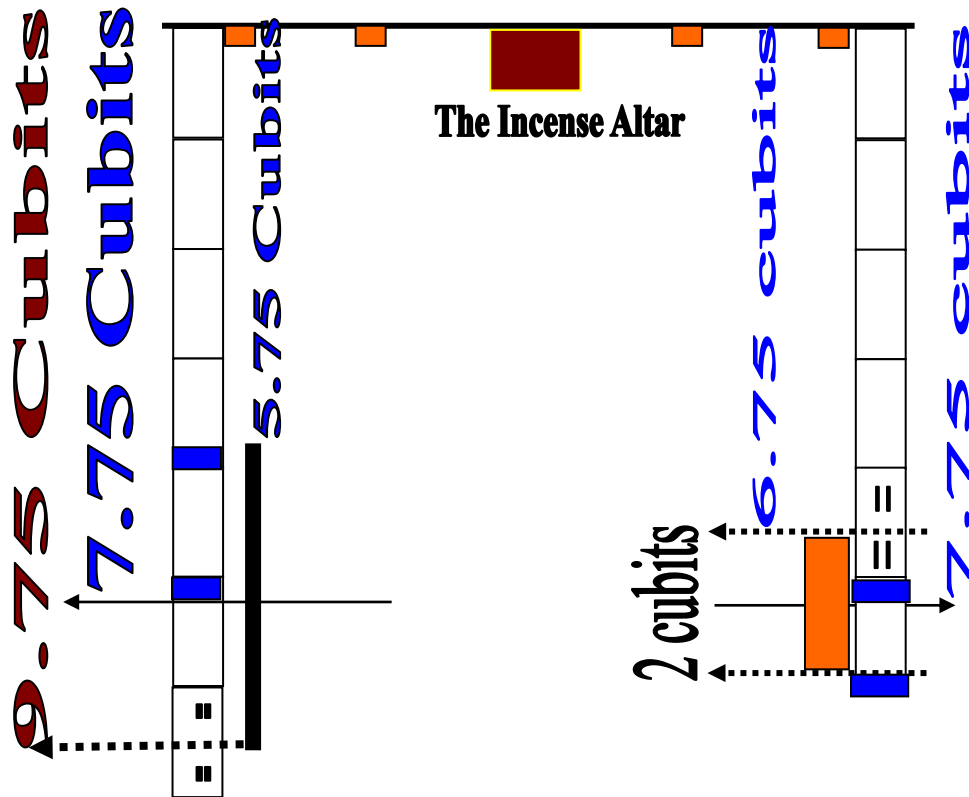
- From the Vail to the candlestick first point 5.75 cubits
- **From the Vail to the candlestick middle point 7.75 cubits** (this distance we proved in the candlestick)
- From the Vail to the candlestick end point 9.75 cubits (this distance we proved in the candlestick)
- Also the blue distances are equal 0.25 cubits also as the blue distances in the showbread table area..
- The Candlestick end point divides the Board No. 7 into 2 equal parts.
- From the Candlestick end point to the tabernacle door Vail = 10.25 Cubits.

### **Note please**

The candlestick isn't a rectangle as the table for that we aren't sure of the blue distances values because we can't imagine How the Candlestick breadth interact with the wall boards because the candlestick isn't a rectangle.

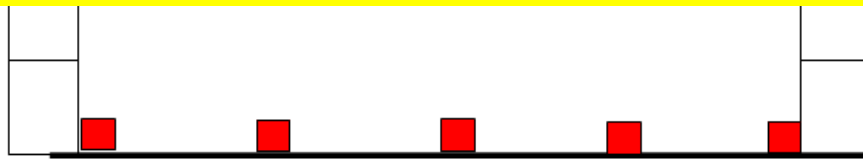


**The General vision  
Of the candlestick and table showbread  
Inside the tabernacle**



We notice that,  
The Value 0.25 cubit  
Is repeated many times in the tabernacle geometrical structure  
So, we need to study this value 0.25 cubit in details in chapter 2 of this study,  
to know for what reason this value is repeated by such way in the tabernacle  
geometry!

### III- The Tabernacle door Vail



### Tabernacle door Vail

In the Tabernacle Door Vail, there's only one information....

The distances between the Columns...

We have 5 columns for the door ... so what's each distance value between them?

The distance is **2.25 Cubits** between each column and another!

But why?

Because the tabernacle breadth = 9 Cubits

And these are 5 Columns i.e. 4 distances between them

$9/4 = 2.25$  Cubits...

#### **Remember please**

The distance between **the Most Holy Vail was 2 Cubits...**

That because

The incense Altar consumes 1 Cubit for its side...

Although the distances of the most holy Vail are 4 Also similar to these 4 distances because the incense altar occupies the fifth column place...

But the distance isn't the same

Because the breadth isn't 9 but 8 cubits, that because the incense Altar side!

What we learnt from that ....

- Without the Incense Altar we have 4 distances each of which = 2.25 cubits
- With the Incense Altar we have 4 distances each of which = 2 cubits


And that means, the value 0.25 Cubit is very important because **ITS SUMMATION** will construct the important Job in the tabernacle Geometry, for that we should study the value 0.25 cubit in the Tabernacle Geometry....

## IV - The Tabernacle Board

Exodus 26: 15-21	Exodus 36: 20-26
<p>{26:15} And thou shalt make boards for the tabernacle [of] shittim wood standing up. {26:16} Ten cubits [shall be] the length of a board, and a cubit and a half [shall be] the breadth of one board. <b>{26:17} Two tenons [shall there be] in one board, set in order one against another: thus shalt thou make for all the boards of the tabernacle.</b> {26:18} And thou shalt make the boards for the tabernacle, twenty boards on the south side southward. {26:19} And thou shalt make forty sockets of silver under the twenty boards; two sockets under one board for his two tenons, and two sockets under another board for his two tenons. {26:20} And for the second side of the tabernacle on the north side [there shall be] twenty boards: {26:21} And their forty sockets [of] silver; two sockets under one board, and two sockets under another board.</p>	<p>{36:20} And he made boards for the tabernacle [of] shittim wood, standing up. {36:21} The length of a board [was] ten cubits, and the breadth of a board one cubit and a half. {36:22} One board had two tenons, equally distant one from another: thus did he make for all the boards of the tabernacle. {36:23} And he made boards for the tabernacle; twenty boards for the south side southward: {36:24} And forty sockets of silver he made under the twenty boards; two sockets under one board for his two tenons, and two sockets under another board for his two tenons. {36:25} And for the other side of the tabernacle, [which is] toward the north corner, he made twenty boards, {36:26} And their forty sockets of silver; two sockets under one board, and two sockets under another board.</p>

As we studied the Tabernacle Board dimensions as following  
 Length 10 cubits x breadth 1.5 Cubits x thickness 0.5 cubit (deduced)

We studied all data about the board (which we can reach, hoping someone explains us why the board should has Two tenons? i.e. why this is useful geometrically?).



### The Board dimensions:

- Length : 10 Cubits
- breadth : 1.5 cubits
- thickness : 0.5 cubits
- circumference :  $42 + 46 + 8 = 96$  cubits
- Area :  $10 + 30 + 1.5 = 41.5$  cubits<sup>2</sup>
- Volume : 7.5 Cubits<sup>3</sup>

Note please:

The board three dimensions are different!

But all the 6 elements in the tabernacle have only one geometrical rule which is 2 dimensions are equal and only one is different

i.e.

the board dimensions also as the court dimensions are out of this rule!

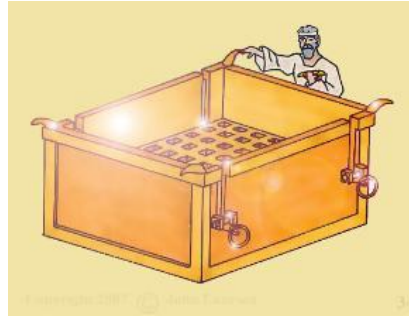
And we have no explanation for such exceptions!

## V - The Tabernacle West Wall

Exodus 26: 22-25	Exodus 36: 27-30
{26:22} And for the sides of the tabernacle westward thou shalt make six boards. {26:23} And two boards shalt thou make for the corners of the tabernacle in the two sides. {26:24} And they shall be coupled together beneath, and they shall be coupled together above the head of it unto one ring: thus shall it be for them both; they shall be for the two corners. {26:25} And they shall be eight boards, and their sockets [of] silver, sixteen sockets; two sockets under one board, and two sockets under another board.	{36:27} And for the sides of the tabernacle westward he made six boards. {36:28} And two boards made he for the corners of the tabernacle in the two sides. {36:29} And they were coupled beneath, and coupled together at the head thereof, to one ring: thus he did to both of them in both the corners. {36:30} And there were eight boards; and their sockets [were] sixteen sockets of silver, under every board two sockets

And this wall also we studied clearly, it consists of 6 boards and 2 coupled boards at both Wall corners as shown in the Most Holy place figure..

## 7th- The Offering Altar



### 1- The Holy Text

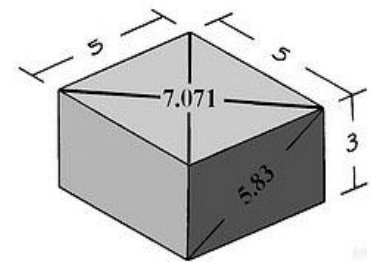
Exodus 27: 1-8	Exodus 38: 1-8
<p>{27:1} And thou shalt make an altar [of] shittim wood, five cubits long, and five cubits broad; the altar shall be foursquare: and the height thereof [shall be] three cubits. {27:2} And thou shalt make the horns of it upon the four corners thereof: his horns shall be of the same: and thou shalt overlay it with brass. {27:3} And thou shalt make his pans to receive his ashes, and his shovels, and his basons, and his fleshhooks, and his firepans: all the vessels thereof thou shalt make [of] brass. {27:4} And thou shalt make for it a grate of network [of] brass; and upon the net shalt thou make four brasen rings in the four corners thereof. {27:5} And thou shalt put it under the compass of the altar beneath, that the net may be even to the midst of the altar. {27:6} And thou shalt make staves for the altar, staves [of] shittim wood, and overlay them with brass. {27:7} And the staves shall be put into the rings, and the staves shall be upon the two sides of the altar, to bear it. {27:8} Hollow with boards shalt thou make it: as it was shewed thee in the mount, so shall they make [it].</p>	<p>{38:1} And he made the altar of burnt offering [of] shittim wood: five cubits [was] the length thereof, and five cubits the breadth thereof; [it was] foursquare; and three cubits the height thereof. {38:2} And he made the horns thereof on the four corners of it; the horns thereof were of the same: and he overlaid it with brass. {38:3} And he made all the vessels of the altar, the pots, and the shovels, and the basons, [and] the fleshhooks, and the firepans: all the vessels thereof made he [of] brass. {38:4} And he made for the altar a brasen grate of network under the compass thereof beneath unto the midst of it. {38:5} And he cast four rings for the four ends of the grate of brass, [to be] places for the staves. {38:6} And he made the staves [of] shittim wood, and overlaid them with brass. {38:7} And he put the staves into the rings on the sides of the altar, to bear it withal; he made the altar hollow with boards. {38:8} And he made the laver [of] brass, and the foot of it [of] brass, of the lookingglasses of [the women] assembling, which assembled [at] the door of the tabernacle of the congregation.</p>

## 2- Introduction

- The Offering Altar is the first element we see in the whole building when we enter from its door...
- The Offering Altar is made of boards, when they constructed it, they filled it with dust, So the boards are just the Altar outer boundaries.

## 3- The Offering Altar Geometrical Study

- The Altar is square its side length = 5 Cubits but the height is 3 Cubits ..... So The Altar dimensions are : 5 cubits X 5 cubits X 3 cubits
- The roof diameter is 7.071 Cubits
- The side diameter is 5.83 Cubits
- The cube diameter is 7.681 Cubits
- There's a net of copper in the Altar height middle which divides its height into 1.5 Cubits and 1.5 Cubits.
- The Altar Circumference = 104 Cubits
- The Altar area =  $(25 \times 2 + 15 \times 4) = 110 \text{ Cubits}^2$
- The Altar Volume =  $75 \text{ Cubits}^3$



### The Only important notice here is the dimensions

The Offering Altar follows the same rule defined by the other elements in the tabernacle as I mentioned to that before and I have to repeat that here once again ....

Element	Length	Breadth	Height
The Ark	2.5 cubits	1.5 cubits	1.5 cubits
The Incense Altar	1 cubit	1 cubit	2 cubits
The Offering Altar	5 cubits	5 cubits	3 cubits
The Tabernacle	30 cubits	10 cubits	10 cubits
The table of Shewbread	2 cubits	1 cubit	2 cubits
Note/ The Table Height is 1.5 Cubits, but it has a crown of gold its height = 1 span = 0.5 cubit i.e. The Table Height above the crown will be $1.5 + 0.5 = 2 \text{ cubits}$ .			
The candlestick	Not known	4 cubits	4 cubits
The Candlestick breadth = its height... this is proved in Candlestick study			

This same rule doesn't work for the court of the tabernacle as we will see in the next element.

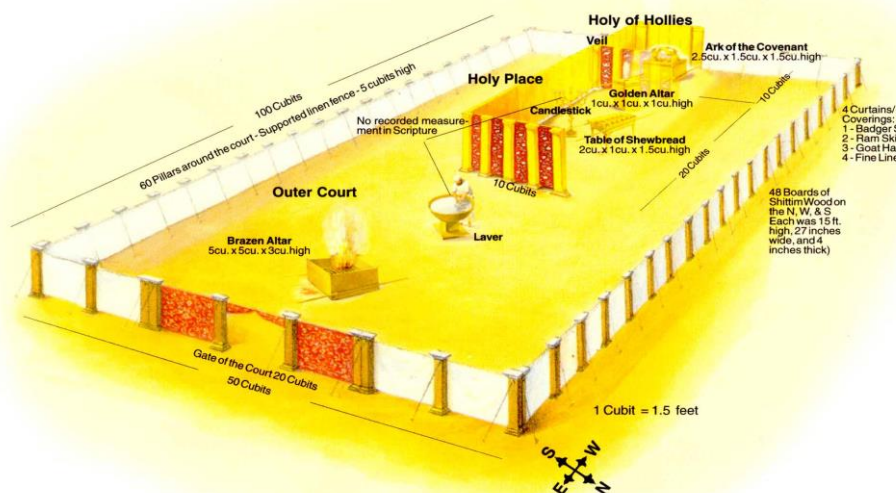
(also the board dimensions don't follow this rule!)

## 8th- The Tabernacle Court

### 1- The Holy Text

Exodus 27: 9-19	Exodus 38: 9-20
<p>{27:9} And thou shalt make the court of the tabernacle: for the south side southward [there shall be] hangings for the court [of] fine twined linen of an hundred cubits long for one side: {27:10} And the twenty pillars thereof and their twenty sockets [shall be of] brass; the hooks of the pillars and their fillets [shall be of] silver. {27:11} And likewise for the north side in length [there shall be] hangings of an hundred [cubits] long, and his twenty pillars and their twenty sockets [of] brass; the hooks of the pillars and their fillets [of] silver.</p> <p>{27:12} And [for] the breadth of the court on the west side [shall be] hangings of fifty cubits: their pillars ten, and their sockets ten. {27:13} And the breadth of the court on the east side eastward [shall be] fifty cubits. {27:14} The hangings of one side [of the gate shall be] fifteen cubits: their pillars three, and their sockets three. {27:15} And on the other side [shall be] hangings fifteen [cubits:] their pillars three, and their sockets three.</p> <p>{27:16} And for the gate of the court [shall be] an hanging of twenty cubits, [of] blue, and purple, and scarlet, and fine twined linen, wrought with needlework: [and] their pillars [shall be] four, and their sockets four. {27:17} All the pillars round about the court [shall be] filleted with silver; their hooks [shall be of] silver, and their sockets of brass.</p> <p>{27:18} The length of the court [shall be] an hundred cubits, and the breadth fifty every where, and the height five cubits [of] fine twined linen, and their sockets [of] brass.</p> <p>{27:19} All the vessels of the tabernacle in all the service thereof, and all the pins thereof, and all the pins of the court, [shall be of] brass.</p>	<p>{38:9} And he made the court: on the south side southward the hangings of the court [were of] fine twined linen, an hundred cubits: {38:10} Their pillars [were] twenty, and their brasen sockets twenty; the hooks of the pillars and their fillets [were of] silver. {38:11} And for the north side [the hangings were] an hundred cubits, their pillars [were] twenty, and their sockets of brass twenty; the hooks of the pillars and their fillets [of] silver. {38:12} And for the west side [were] hangings of fifty cubits, their pillars ten, and their sockets ten; the hooks of the pillars and their fillets [of] silver. {38:13} And for the east side eastward fifty cubits. {38:14} The hangings of the one side [of the gate were] fifteen cubits; their pillars three, and their sockets three. {38:15} And for the other side of the court gate, on this hand and that hand, [were] hangings of fifteen cubits; their pillars three, and their sockets three. {38:16} All the hangings of the court round about [were] of fine twined linen. {38:17} And the sockets for the pillars [were of] brass; the hooks of the pillars and their fillets [of] silver; and the overlaying of their chapters [of] silver; and all the pillars of the court [were] filleted with silver. {38:18} And the hanging for the gate of the court [was] needlework, [of] blue, and purple, and scarlet, and fine twined linen: and twenty cubits [was] the length, and the height in the breadth [was] five cubits, answerable to the hangings of the court. {38:19} And their pillars [were] four, and their sockets [of] brass four; their hooks [of] silver, and the overlaying of their chapters and their fillets [of] silver. {38:20} And all the pins of the tabernacle, and of the court round about, [were of] brass.</p>

**The Structure and Dimensions of the Tabernacle**



## 2- Introduction

The court locates around the tabernacle,  
We notice that the tabernacle sides directions depend on the sun direction,  
where the candlestick locates in the south side

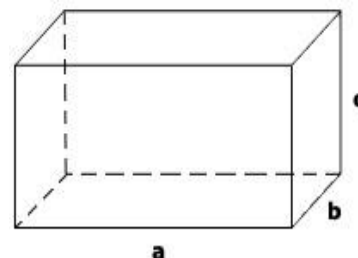
"{26:18} And thou shalt make the boards for the tabernacle, twenty boards on the south side southward" (Exodus 26: 18).

Which tells us that the tabernacle sides directions were related to the sun direction always.

## 3- The Geometry Study

The court dimensions are as following

- Length 100 cubits X breadth 50 Cubits X height 5 Cubits
- Columns are 60 columns totally (20 columns for each length side and 10 for each breadth side)
- The side diameter is 50.24 cubits
- The court circumference 300 cubits
- The Linen circumference =  $(210+210+110+40+40)= 610$  Cubits
- The Court door circumference = 50 Cubits
- The court area =  $5000$  Cubits<sup>2</sup>
- The linen area =  $1400$  Cubits<sup>2</sup>
- The court total volume =  $25000$  Cubits<sup>3</sup>
- The Court length is parallel to the tabernacle length...  
(the court length has 20 columns and the tabernacle length has 20 boards!!)



## 4- Where the tabernacle is found inside the court?

Where the Holy text gives us no specific reference about the tabernacle location inside the court, that means the tabernacle is found in **THE COURT CENTER**

So the distances can be as following:

- The distance from the court wall to the tabernacle door is 35 Cubits
- The distance from the court wall to the tabernacle west Wall (the End Wall behind the Holy Ark) is 35 Cubits
- The Tabernacle length is 30 Cubits... so the court length =  $35+35+30 = 100$  cubits, which is correct
- The distance from the Court wall to the tabernacle sides are 20 & 20 where the tabernacle breadth = 10 cubits, So the total  $20+20+10 = 50$  cubits.
- The Court height is 5 Cubits where the tabernacle height is 10 cubits, So the tabernacle can be seen easily..



### 5- Why The Court Doesn't Follow Our concluded Rule?

We learned from the tabernacle elements geometry the important rule as following:

Element	Length	Breadth	Height
The Ark	2.5 cubits	1.5 cubits	1.5 cubits
The Incense Altar	1 cubit	1 cubit	2 cubits
The Offering Altar	5 cubits	5 cubits	3 cubits
The Tabernacle	30 cubits	10 cubits	10 cubits
The table of Shewbread	2 cubits	1 cubit	2 cubits
Note/ The Table Height is 1.5 Cubits, but it has a crown of gold its height = 1 span = 0.5 cubit i.e. The Table Height above the crown will be $1.5 + 0.5 = 2$ cubits.			
The candlestick	Not known	4 cubits	4 cubits
The Candlestick breadth = its height... this is proved in Candlestick study			

But the Court doesn't follow this rule as we see?

Why?

I understand only the following:

Because The Lord has all knowledge, and He knows **EVERY THING**

He has no graduation in the designing as us

He has no a design better than another design!

**HE HAS ONLY ONE PERFECT DESIGN**

For that reason all the tabernacle elements have the same geometry rule

Now, If we accept this idea as a correct concept that means

**The Court Geometry Must Be The Tabernacle Elements Geometry Development.**

This point we should discuss in the chapter 2 of this study

## 9th- The Priest Cloths

I can't study the Priest Cloths here,  
Only with the Tabernacle Geometry interpretation I can study also the  
Priest Cloths.

## 10th- The incense Altar

### 1- The Holy Text



Exodus 30: 1-10	Exodus 37: 25-29
<p>{30:1} And thou shalt make an altar to burn incense upon: [of] shittim wood shalt thou make it. {30:2} A cubit [shall be] the length thereof, and a cubit the breadth thereof; foursquare shall it be: and two cubits [shall be] the height thereof: the horns thereof [shall be] of the same. {30:3} And thou shalt overlay it with pure gold, the top thereof, and the sides thereof round about, and the horns thereof; and thou shalt make unto it a crown of gold round about. {30:4} And two golden rings shalt thou make to it under the crown of it, by the two corners thereof, upon the two sides of it shalt thou make [it;] and they shall be for places for the staves to bear it withal. {30:5} And thou shalt make the staves [of] shittim wood, and overlay them with gold. {30:6} And thou shalt put it before the vail that [is] by the ark of the testimony, before the mercy seat that [is] over the testimony, where I will meet with thee. {30:7} And Aaron shall burn thereon sweet incense every morning: when he dresseth the lamps, he shall burn incense upon it. {30:8} And when Aaron lighteth the lamps at even, he shall burn incense upon it, a perpetual incense before the LORD throughout your generations. {30:9} Ye shall offer no strange incense thereon, nor burnt sacrifice, nor meat offering; neither shall ye pour drink offering thereon. {30:10} And Aaron shall make an atonement upon the horns of it once in a year with the blood of the sin offering of atonements: once in the year shall he make atonement upon it throughout your generations: it [is] most holy unto the LORD.</p>	<p>{37:25} And he made the incense altar [of] shittim wood: the length of it [was] a cubit, and the breadth of it a cubit; it [was] foursquare; and two cubits [was] the height of it; the horns thereof were of the same. {37:26} And he overlaid it with pure gold, [both] the top of it, and the sides thereof round about, and the horns of it: also he made unto it a crown of gold round about. {37:27} And he made two rings of gold for it under the crown thereof, by the two corners of it, upon the two sides thereof, to be places for the staves to bear it withal. {37:28} And he made the staves [of] shittim wood, and overlaid them with gold. {37:29} And he made the holy anointing oil, and the pure incense of sweet spices, according to the work of the apothecary.</p>

### 2- Introduction

The incense altar is the only element adjacent the Most Place Vail inside the tabernacle..

The question is , why The Holy text didn't mentioned this Altar with the other elements inside the tabernacle or with the offering Altar? why The Holy Text mentioned to the Incense Altar here in chapter 30 alone far from all other elements that are inside the tabernacle?!

### 3- The Geometry Study

- The Incense Altar dimensions are 1 X 1 X 2 (height) Cubits
- The roof diameter = 1.4 Cubits
- The Side diameter = 2.236 Cubits
- The Cube Diameter = 2.44 Cubits
- The Altar circumference = 2.44 Cubits
- The Altar Area = 32 Cubits<sup>2</sup>
- The Altar Volume = 2 Cubits<sup>3</sup>



We studied before the Incense Altar Location in front of the Vail and the distances between its Columns...

#### **There's Only One Question Here**

We should review the next Holy text

And **two golden rings** shalt thou make to it under the crown of it, by the **two corners** thereof, upon the two sides of it shalt thou make [it;] and they shall be for places for the staves to bear it withal (Exodus 30: 4)

To carry the Altar they need 2 rings **at each side** i.e. 4 rings totally  
And that's told clearly for all the other elements ... let's see that

#### **For the Ark**

And thou shalt cast **four rings of gold for it**, and put [them] in the four corners thereof; and two rings [shall be] in the one side of it, and two rings in the other side of it. (Exodus 25: 12)

#### **For the table**

And thou shalt make for it **four rings of gold, and** put the rings in the four corners that [are] on the four feet thereof. (Exodus 25: 26)

#### **for the Offering Altar**

{27:4} And thou shalt make for it a grate of network [of] brass; and upon the net shalt thou make **four brasen rings** in the four corners thereof (Exodus 27: 4)

The Holy text tells only for the incense Altar 2 rings but with all other elements tells 4 rings..

Spite of that to carry **ANY** element there should be **4 rings**

So **why the Holy Text tells 2 rings while they are 4 rings as the others?**

## 11th- The Brass Laver



### 1- The Holy Text

Exodus 30: 18-21	Exodus 38: 8
<p>{30:18} Thou shalt also make a laver [of] brass, and his foot [also of] brass, to wash [withal:] and thou shalt put it between the tabernacle of the congregation and the altar, and thou shalt put water therein. {30:19} For Aaron and his sons shall wash their hands and their feet thereat: {30:20} When they go into the tabernacle of the congregation, they shall wash with water, that they die not; or when they come near to the altar to minister, to burn offering made by fire unto the LORD: {30:21} So they shall wash their hands and their feet, that they die not: and it shall be a statute for ever to them, [even] to him and to his seed throughout their generations.</p>	<p>{38:8} And he made the laver [of] brass, and the foot of it [of] brass, of the lookingglasses of [the women] assembling, which assembled [at] the door of the tabernacle of the congregation.</p>

### 2- introduction

The Brass Laver is made of pure brass (where the offering Altar made of wood painted by brass)!

This is similar to the candlestick and the incense altar

The candlestick is made of pure gold and the incense Altar is made of wooden boards painted with gold

Here also the laver of pure brass but the copper Altar is made of boards painted with brass!

Always there's question about the relation between **The Light And Water.**

### 3- The brass laver geometry

No clear data we have about the brass laver

Just we can deduced that,

- The height can't be higher than 3 cubits (the offering Altar height) because they wash their hands and feed in it..
  
- The laver is similar to a circle, I suggested the laver diameter is around 5 Cubits as the offering Altar side length
  - So the laver circumference = 15.7 Cubits approximately
  - Laver area = 24.67 Cubits<sup>2</sup>

I supposed these data because, I tried to make the laver very near to the offering Altar

### 4- The Mirrors

"And he made the laver [of] brass, and the foot of it [of] brass, of the lookingglasses of [the women] assembling, which assembled [at] the door of the tabernacle of the congregation. (Exodus 38: 8)"

What's the meaning of that?

Why we should know the brass type of which the laver is made...

The Mirror always was very important factor in universe Geometry!

It's hard to explain that here,

We should refer that next chapter "chapter 2" of this study...

## **12th- The Ointment & Incense**

### **The ointment**

Exodus 30: 22-33

### **The Incense**

Exodus 30: 34-38

Both of them I have no special thing to write...

## **13th- The Materials Numbers**

### **The used materials**

- 29 Golden talents + 730 shekels,
- 100 silver talents + 1775 shekels,
- 70 talents + 2400 shekels,
- 48 wooden boards (20 boards for each wall side + 8 boards for the west Wall)
- 15 wooden bars for boards
- 69 columns (60 columns for the court + 5 columns for the tabernacle door Vail + 4 columns for the Most Holy place Vail)

## CHAPTER TWO The Tabernacle Geometrical Structure Comments

### **Introduction**

I consumed long time trying to get the data which I presented in the first chapter..

Spite of that, there are still many absent data, and even I'm not sure the concluded data in this study was correct .

Actually I need help to complete the tabernacle building, So any one has any new idea or better conclusions for the tabernacle study may help us to complete the tabernacle structure, I wish to contact me to support this study...

At the end I provide my curriculum vitae and contacts..

In this chapter we have just 4 points to discuss,

These 4 points we have already studied through this study

But I repeat them here once again with some comments to show their importance and the questions relating to them which are still unsolved,

To be clear before the reader, that may enable him to see what problems we still have, So he may help us to overcome them...

The 4 points are as following:

- 1- The deep Geometrical Study Inevitability**
- 2- The tabernacle court geometry**
- 3- The values 0.25 cubit & 4 cubits**
- 4- The Mirror**

Let's start now



## 1-The Deep Geometrical Study Inevitability

In many books about the tabernacle, the author tells us "the Holy text gives no data, So this data is not found!"

Here we need to remember the Board thickness which we studied in the chapter one introduction...

The Holy text tells us easily the Board length and breadth but didn't tell us the thickness value!

But we reached to the Board thickness through the geometrical conclusion.

Let's remember that here once again... **(I repeat the introduction Example again in following)**

### What's the tabernacle board thickness value?

Let's read the following Holy text..

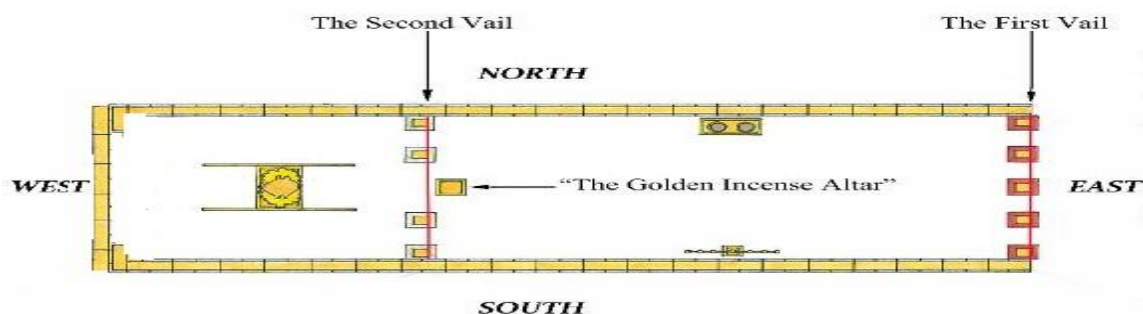
"{15} And thou shalt make **boards for the tabernacle** [of] shittim wood standing up. {16} **Ten cubits [shall be] the length of a board, and a cubit and a half [shall be] the breadth** of one board. (Exodus 26: 15-16) ... where is the thickness value?

#### Notice Please

- 1- We can't suppose for the board thickness any value, because that will change the geometrical structure which the Lord gives us in the tabernacle, the thickness value must be in the Holy text!
- 2- The Board thickness value is **one example** for many other absent data in the tabernacle geometrical structure, So If we could reach to the thickness value we may have chance to reach to all absent data.

### The Board Thickness Value is 0.5 Cubit

Let's take a look at the tabernacle



As we can see the tabernacle length is 30 cubits (because it consists of 20 boards) and the tabernacle breadth = 9 cubits which consists of 6 boards based

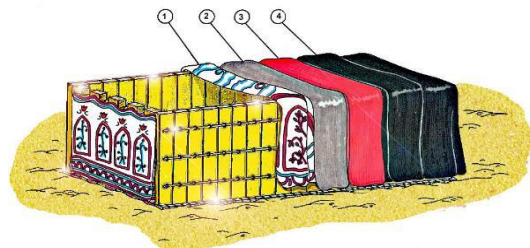
on the holy text ..... "And for the sides of the tabernacle westward thou shalt make **six boards**. {Ex 26:23}"

Also the Holy text tells us that the blue curtain length = 28 cubits

This blue curtain covered the tabernacle board above 1 Cubit from the ground (As seen in the opposite figure- the blue curtain is No.1, and it's above the ground with 1 cubit)

He explains that clearly with the goats hair curtains (which is the curtain No.2 in the figure)

"And **a cubit on the one side, and a cubit on the other side** of that which remaineth in the length of the curtains of the tent, it shall hang over the sides of the tabernacle on this side and on that side, **to cover it**" (Ex 26: 13)



So, the Holy Text tells us

- 1- The blue curtain length = 28 cubits
- 2- The blue curtain covered the board length till above the ground with 1 cubit from both sides, i.e. **the blue curtain covers 9 cubits of each side i.e. it covered 18 cubits of both sides boards**
- 3- So the difference  $28 - 18 = 10$  cubits, which is the tabernacle breadth + walls thickness
- 4- The Tabernacle breadth = 6 boards = 9 cubits
- 5- So the Walls thickness =  $10 - 9 = 1$  cubits for 2 walls i.e. each wall (board) thickness is 0.5 cubit.

**So the Board thickness is 0.5 Cubit**

#### **A comment on the board thickness Value.**

**Why The Holy text doesn't tell us clearly the board thickness value** where He told us the length and breadth values?!

I conclude the following points from the board thickness conclusion

- 1- The Lord gives the knowledge not clearly for every one, but to whom searches and studies, i.e. **THE DEEP GEOMETRICAL STUDY** is the inevitable way to reach **the tabernacle true geometrical structure**.
- 2- That means, there's no any absent data in the tabernacle geometrical structure, but the data is covered and we need to search & analyze geometrically to reach it.

That tells us, the geometrical analyzed study is the only inevitable method to reach the tabernacle true geometrical structure, and what I presented in this study is a try to perform that, and we need much better geometrical study to reach to all the tabernacle geometrical secrets...

**So, this try study is still unqualified to complete the tabernacle geometrical description, We Need Help From The Geometry Professionals & Specialists To Complete This Study Perfectly**

## 2- The Tabernacle Court Geometry

This point I referred to many times through our study

We remember here the tabernacle elements dimensions

Element	Length	Breadth	Height
The Ark	2.5 cubits	1.5 cubits	1.5 cubits
The Incense Altar	1 cubit	1 cubit	2 cubits
The Offering Altar	5 cubits	5 cubits	3 cubits
The Tabernacle	30 cubits	10 cubits	10 cubits
The table of Shewbread	2 cubits	1 cubit	2 cubits
Note/ The Table Height is 1.5 Cubits, but it has a crown of gold its height = 1 span = 0.5 cubit i.e. The Table Height above the crown will be 1.5 + 0.5 = <b>2 cubits.</b>			
The candlestick	Not known	4 cubits	4 cubits
The Candlestick breadth = its height... this is proved in Candlestick study			

And I concluded a rule controls all the 6 tabernacle elements which

### 2 Equal Dimensions And Only 1 Different

This is the rule controls the tabernacle elements structure...

### BUT NOT THE TABERNACLE COURT

### The Court 3 Dimensions Are Different! Also the Board three dimensions are different

Now we learnt that, The Lord has **ONLY ONE IDEAL**

**GEOMETRICAL STRUCTURE** which He uses always...

(this concept leads us to believe that, the tabernacle geometry is an example for **THE UNIVERSE GEOMETRY**- and from this concept we can see the importance of the tabernacle geometry)

But we have 2 different geometrical forms here

Form 1	Form2
The tabernacle elements rule	The tabernacle court dimensions
2 equals dimensions and only one different	3 different dimensions

**One of these previous forms must be the development of the other!**

**How to prove that?**

**We still need support form the geometry professionals to solve this problem also**

(Note some scientists tell us that the animal is the planet development.. so this idea isn't very strange)

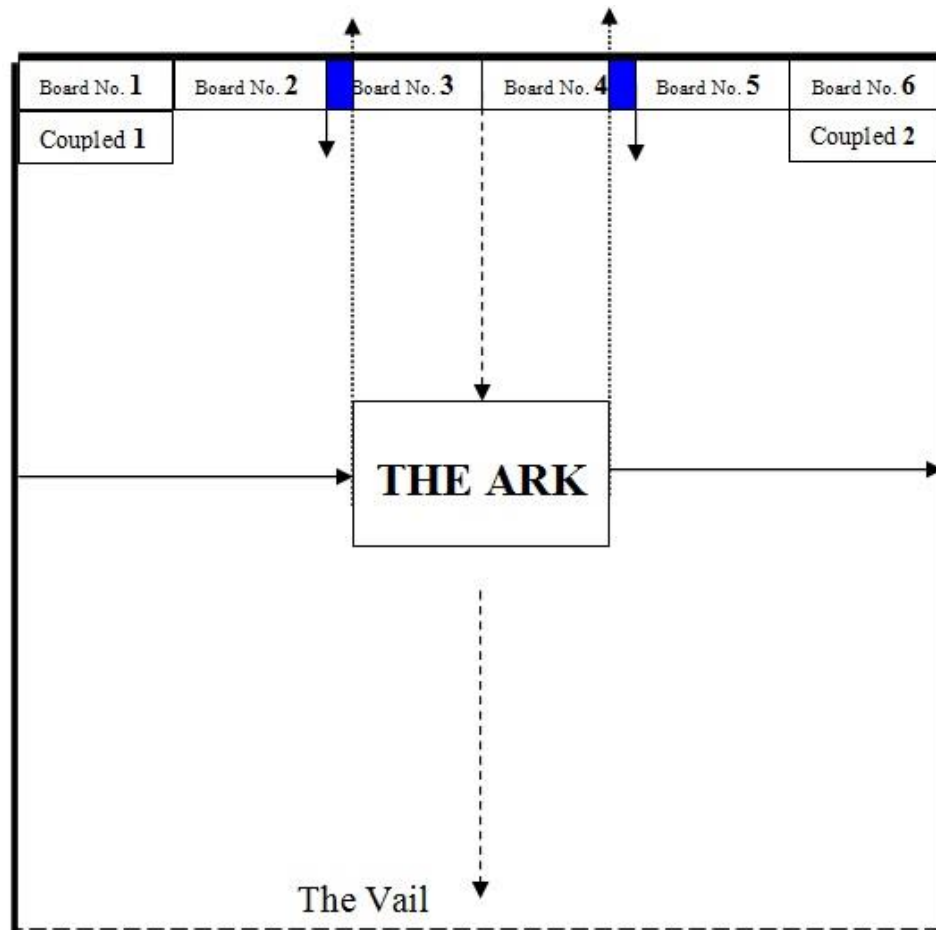
### 3- The values 0.25 cubit & 4 cubits

We found always the values 0.25 cubit and 4 cubits repeated in the tabernacle geometry..

Let's refer to that here once again

#### 1- The 0.25 Cubit Value

##### A- The Ark Niche



##### A deep look at the West Wall

- The descending arrows refer to the End of Boards...
- So the left descending arrow refers to the end of the Board No. 2. And at this same point the Board No. 3 is starting...
- Also the right descending arrow refers to the end of Board No.5. And at this same point the Board No. 4 is starting...
- The ascending arrows refer to the Ark sides walls parallel points...

##### What can we conclude from the previous?!

Let's see

### **1- The Boards No. 3 & 4 are the Ark Niche:**

It's very important to see that carefully

The Boards No. 3 and 4 work as **The Ark Niche**

But the Ark isn't put close to this niche for some reason!

Any way the Ark locates in the Most Holy Place Center but still the Boards No. 3 & 4 work as The Ark Niche

Not for the Ark Himself but for His parallel points ...

**Now please take a look at this Niche deeply...**

The Boards 3 & 4 lengths together = 3 cubits

But the Ark length = 2.5 cubits

i.e. there's free space from each Board **Outer** the Ark length...

**i.e. The niche is bigger in length than the ark with 0.25 cubit at each side**

i.e. **The Blue Distances** in the figure at both sides are the outer distances out of the Ark parallel points and each distance of both = **0.25 cubit**

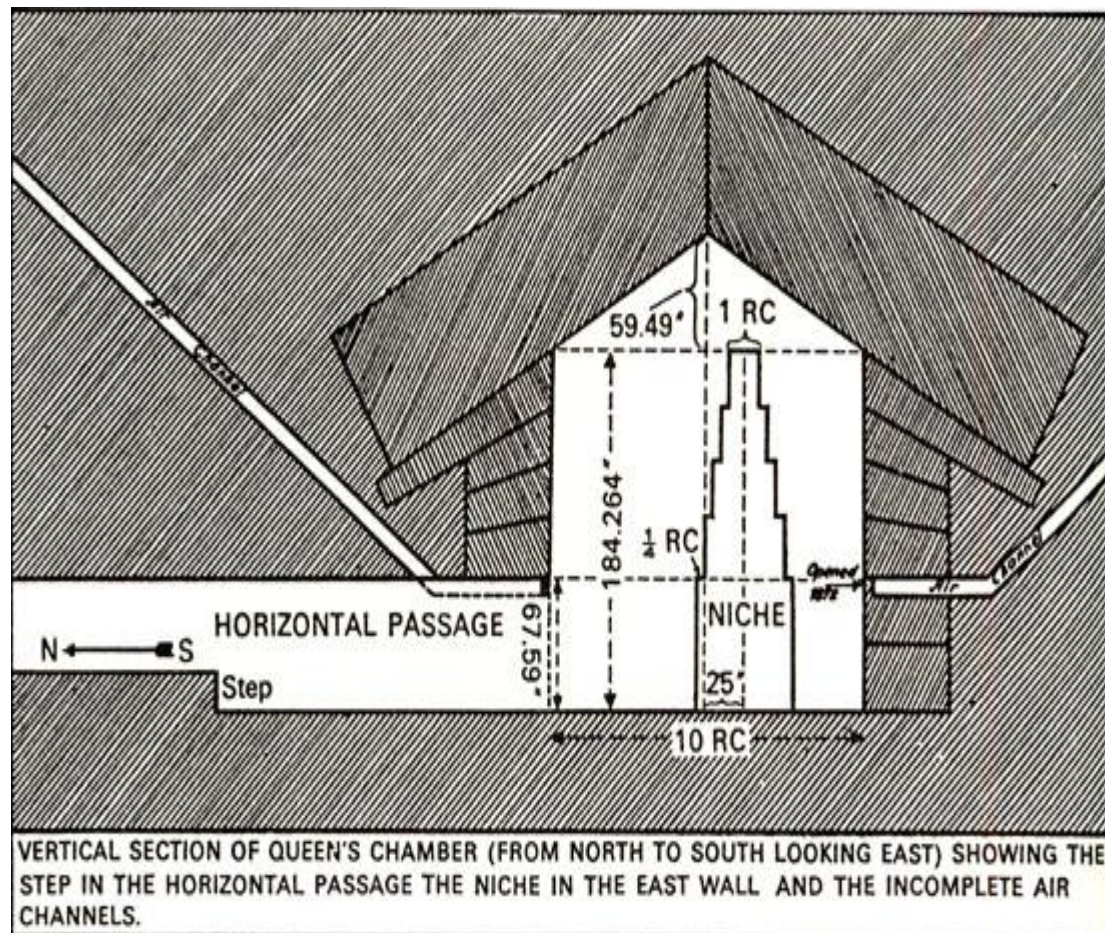
**Note please...**

These distances are defined clearly and definitely because each distance of both is a distance between 2 clear lines the 1<sup>st</sup> line is the Ark side parallel and the 2<sup>nd</sup> line is the Board end line...

So the distance is clearly defined

After all that we need to see another important Niche in following:

## The Niche In The Great Pyramid Queen Chamber



Please see

**0.25 cubit ....**

The first defined distance in the Niche !

It's incredible **THE SAME VALUE**

**In 2 Niches**

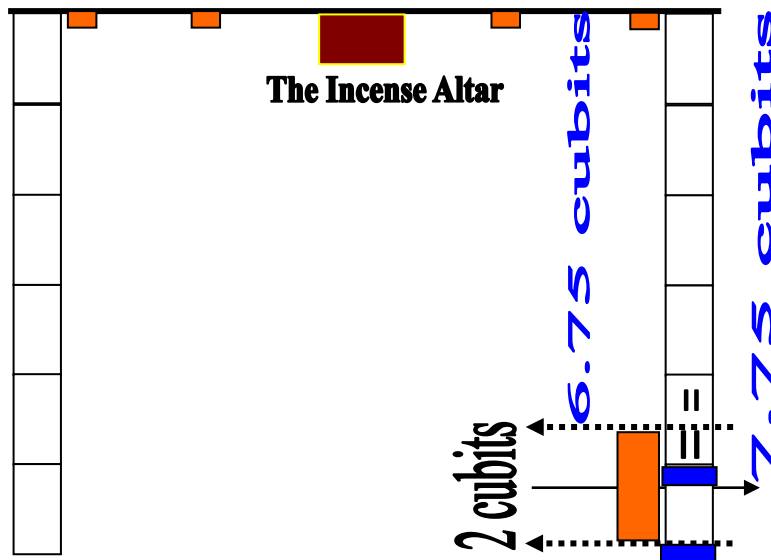
Why these 2 Niches have the same value 0.25 Cubit? ....

Also please Note this sentence from the Holy Bible ....

**"Who can count the dust of Jacob, AND THE NUMBER **OF THE FOURTH [PART] OF ISRAEL**? Let me die the death of the righteous, and let my last end be like his!" (Numbers 23: 10)**

The value **0.25 Cubit** is not a common Value... He tells us something very Important but what is it?

## 2- The Table showbread interaction with the Board



The previous figure gives us a clear vision for the Table position  
Considering the table dimensions...

As we studied, the table length is 2 cubits and the breadth is 1 cubit..

As shown in the figure, I supposed that the table length is parallel to the tabernacle length which is almost logical..

We know the distance between the Vail and table = 7.75 cubits

**But which point of the table at this distance?**

Of course **The Table Center**..

So the arrow divides the table into 2 equal parts, and at this arrow the distance to the Vail = 7.75 Cubits

i.e.

The high spotted arrow (the table 1<sup>st</sup> breadth) will be at distance = 6.75 Cubits from the Vail

And.....

The low spotted arrow (the table 2<sup>nd</sup> breadth will be at distance = 8.75 Cubits from the Vail)..... and from 11.25 cubits to the tabernacle door Vail

That's clear for us...

**But What's The Interaction With The Wall Boards?**

Let's see that deeply in following

## The Table & Boards Interactions

- The Central table arrow cuts the table into 2 equal parts each of both = 1 Cubit
- This same Central arrow cuts the 6<sup>th</sup> Board into 2 parts ... the first part (above the central arrow) = 0.25 Cubit and the second part = 1.25 cubits.
- The low spotted arrow cuts the same 6<sup>th</sup> Board into 2 parts from down, the lower part is 0.25 cubit and the higher part is 1 cubit..
- i.e. the 6<sup>th</sup> Board is cutting into 3 parts their values are 0.25 cubit, 1 cubit and **0.25 cubit** from higher to lower.. So the blue distances in the figure are = 0.25 cubits..
- the distance from the table to the opposite tabernacle Wall = 8 cubits because of the table breadth which equals 1 cubit (Note please... this last calculation is incorrect because the candlestick is putting in front of the table and we need to minus the candlestick breadth also to define the free space in front of the table which will be the same free space in front of the candlestick).

### Note Please

The **Value 0.25 Cubit** is shown again in the tabernacle geometry, surely there's important information here but what's it..?



## **2- The Value 4 Cubits**

We found the value 4 cubits many times, So we can refer to them as following

### **A- For the Ark**

- 1- The distance between the Ark and the Vail = 4 Cubits
- 2- The distance between the Ark and the west wall = 4 Cubits

### **B- For the incense Altar**

- 1- The distances at the incense Altar side to the north wall = to the south wall = 4 cubits (distances at the incense Altar both sides)

### **C- For the Curtains**

- 1- The blue curtain breadth = 4 cubits
- 2- The goat's hair curtain breadth = 4 cubits

## **3- The Question**

We see easily that

## **1/4 Is The Reflexive Number Of 4**

What He wants to tell us?!

It's not trivial empty notice or "pure Coincidence"

It's question in the university geometry basic!

The Mirror

One number is the reflexive of the other!!

And both of them are repeated many times in the tabernacle geometry!

We can't understand what's the objective!

## 4- The Mirror

The laver is made of the mirrors!!

Why?

What He teaches us here?

If any one studies the Great pyramid in Egypt, he will find that,

The queen is at the King left side!!

It's impossible,

Because the queen is surely at the right side of the king

But the pyramid builder wanted to tell us that ...

**we see something in the mirror**

The mirror is some very basic component in the universe geometry...

But what's it?!

The Laver (the water) is made of the mirrors

The Moon (who causes the earth water tides) reflects the Sun light

We are not far...

He wants us to teach us some thing very near to us

But what's it?!

I need to add one more word..

The knowledge depends on the Mirror..!

For example, if I believe in Newton laws and try to prove them are truth

The Laws are Not mine, they are Newton laws but I believe in them!

His laws still in his mind but I have a copy of them

That's the Mirror ...

The Lord tries to tell us that the Knowledge is a basic component of this universe geometry!

It's just guess... !

## AUTHOR CURRICULUM VITAE

# *Freelance Translator*

### CONTACTS

- Name : **Gerges Francis Tawdrous**
- Mobil : +201062723434 / +201022532292
- Telephone : +222550186
- E-mail : [gfrancis@yandex.ru](mailto:gfrancis@yandex.ru)
- [mrwaheid1@yahoo.com](mailto:mrwaheid1@yahoo.com)
- Address : 11 Mohmed Rageb St – El Materiya – Cairo – Egypt

### EDUCATION

(All Certificates  
Are Attached)

- **Moscow -Russia** –Peoples Friendship University Of Russia –Since 2009 Till 2013 –Faculty Of Science.
- **Nizhniy Novgorod –Russia**- The Russian Language Training Course 2007- 2008.
- **Goethe institute - Cairo** – 2001 to 2007
- **Ain Shams University - Cairo**- Bachelor Degree Of Commerce -2000

### LANGUAGES

I provide the following translation

- English into Arabic and vice versa
- Russian into Arabic
- German into Arabic
- Translation, Proofreading, and Editing.
- The rate around 3500 words daily

### SERVICES

### WORK EXPERIENCE

- I have worked as freelance translator since 2003 till now, so I gained a great expertise in different fields.
- I achieved special experience in the legal, economic & technical fields, So I provide the perfect translation for the contracts, agreements, memorandums, specifications, laws, decrees, ...etc.
- I provide the English authenticated translation (acceptable by all courts, official organizations and the foreign embassies)

### COMPUTER SKILLS

I am an experienced computer user, I work with MS Office (Word, Excel, etc.), Reader, Adobe Acrobat (full), WinZip, WinRar, etc.

### PERSONAL DATA

- Date of Birth : 09/10/1974 – Cairo.
- Martial status : Single
- Nationality : Egyptian
- Religion :Christian

**BEST REGARDS**



Фамилия, имя, отчество

**Гергес Франсис Тавдрус Гергес**

Дата рождения

**09 октября 1974 года**

Предыдущий документ об образовании

Сертификат о полном среднем образовании, 1994 год, Египет

Вступительные испытания **прошел**

Поступил(а) в

2010 году в Государственное образовательное учреждение высшего профессионального образования «Российский университет дружбы народов» (очная форма)

Завершил(а) обучение в

2012 году в Федеральном государственном бюджетном образовательном учреждении высшего профессионального образования «Российский университет дружбы народов» (очная форма)

Нормативный период обучения по очной форме **4 года**

Направление/специальность **Физика**

Специализация **не предусмотрена**

Курсовые работы:

1. По молекулярной физике, удовлетворительно
2. По информатике, удовлетворительно

Практика:

**не проходил**

Итоговые государственные экзамены:

**не сдавал**

Выполнение выпускной квалификационной работы

**не выполнял**

Продолжение см. на обороте

г. Москва

ФЕДЕРАЛЬНОЕ ГОСУДАРСТВЕННОЕ

БЮДЖЕТНОЕ ОБРАЗОВАТЕЛЬНОЕ

УЧРЕЖДЕНИЕ ВЫСШЕГО

ПРОФЕССИОНАЛЬНОГО ОБРАЗОВАНИЯ

**«Российский университет  
дружбы народов»**

**АКАДЕМИЧЕСКАЯ  
СПРАВКА**

**АВ 3048222**

5429/н

(регистрационный номер)

11 сентября 2012

года

(дата выдачи)

Ректор

Декан

Секретарь



Государственное образовательное учреждение  
высшего профессионального образования  
**Российский университет дружбы народов**

**ЗАЧЕТНАЯ КНИЖКА № 1032104509**

**Гергес Франсис Тавдрус Гергес**  
(фамилия, имя, отчество)



**Египет**  
(Государство)

**Физ.-мат.**  
(факультет)

**НФ6+Д**  
(Специальность)

**243/Н от 20.10.2010**  
(№ и дата приказа о зачислении)

**01.11.2010**  
дата выдачи  
зачетной книжки

Личная подпись  
студента

\_\_\_\_\_  
(Проректор)

\_\_\_\_\_  
(Декан факультета)

Все студенты обязаны сдавать экзамены за полный курс каждого предмета, вошедшего в учебные планы, а также сдавать зачеты по практическим работам после того, как данный курс прослушан студентом полностью.

Каждому студенту выдается единый студенческий билет и единая зачетная книжка. В зачетную книжку заносятся все предметы, обязательные для прохождения, оценки по экзаменам и зачетам.

Оценка в зачетной книжке проставляется лицами, проводившими экзамены и принимавшими зачеты.

При отчислении студента из Университета или переводе его в другое учебное заведение зачетная книжка сдается в Отдел учета студенческих кадров.

На время зимних и летних каникул зачетная книжка сдается в Деканат.

Gerges Francis Tawdrous - 2<sup>nd</sup> Course student – Faculty of Physics & mathematics – Peoples' friendship university of Russia – Moscow.  
+201022532292 - +222550186 – [gfrancis@yandex.ru](mailto:gfrancis@yandex.ru) – [mrwaheid1@yahoo.com](mailto:mrwaheid1@yahoo.com)

# ФЕДЕРАЛЬНОЕ АГЕНТСТВО ПО ОБРАЗОВАНИЮ



Государственное образовательное учреждение  
высшего профессионального образования  
"Нижегородский государственный университет  
им. Н.И. Лобачевского"

## СЕРТИФИКАТ

О ПОДГОТОВКЕ К ПОСТУПЛЕНИЮ В ВУЗ  
(ПРЕДВУЗОВСКОЙ ПОДГОТОВКЕ)

Настоящий сертификат выдан в том, что

**Гергес Фрэнсис Тавдроус Гергес**

(*Gerges Francis Tawdrous Gerges*)

Гражданство, дата рождения

*Egypt, 09.10.74.*

Успешно завершил(а) курс предвузовской подготовки

Документ об образовании, подтверждающий право поступления в высшее учебное заведение:

**Сертификат о законченном полном среднем образовании**

Поступил(а)

**23. 11. 2007 г.**

**на подготовительное отделение факультета иностранных студентов**

Завершил(а) обучение

**20. 06. 2008 г.**

Профиль предвузовской подготовки:

**естественнонаучный**

### РЕЗУЛЬТАТЫ ПРЕДВУЗОВСКОГО ОБРАЗОВАНИЯ

За время обучения сдал(а) зачеты, промежуточные и итоговые экзамены по следующим дисциплинам:

Наименование дисциплин	Число часов аудиторных/общих занятий	Итоговая отметка
1. Русский язык	580 (870)	хорошо
2. Математика	180 (270)	удовлетворительно
3. Физика	144 (216)	хорошо
4. Химия	90 (136)	хорошо
5. Информатика	64 (96)	хорошо
6. Культура речи	140 (210)	удовлетворительно

Всего:

1198 (1770)

Ректор

*Р. Г. Стронгин*

ЛИЦЕНЗИЯ Сер. № М 26 от 01.04.2008 года  
ФЕДЕРАЛЬНАЯ СЛУЖБА ПО НАДЗОРУ В СФЕРЕ ОБРАЗОВАНИЯ И НАУКИ

Рег. № 670 "24" июня 2008 г.



г. Нижний Новгород

зам. декана  
Д. В. Б.

# IELTS™

## Test Report Form


ACADEMIC

**NOTE** Admission to undergraduate and post graduate courses should be based on the ACADEMIC Reading and Writing Modules.  
GENERAL TRAINING Reading and Writing Modules are **not** designed to test the full range of language skills required for academic purposes.  
It is recommended that the candidate's language ability as indicated in this Test Report Form be re-assessed **after two years** from the date of the test.

Centre Number  Date  Candidate Number

### Candidate Details

Family Name   
First Name   
Candidate ID



Date of Birth  Sex (M/F)  Scheme Code

Country or Region of Origin

Country of Nationality

First Language

### Test Results

Listening  Reading  Writing  Speaking  Overall Band Score  CEFR Level

### Administrator Comments

### Centre stamp



### Validation stamp



Administrator's Signature

Date

Test Report Form Number



The validity of this IELTS Test Report Form can be verified online by recognising organisations at <http://ielts.ucles.org.uk>

Gerges Francis Tawdrous - 2<sup>nd</sup> Course student – Faculty of Physics & mathematics – Peoples' friendship university of Russia – Moscow.  
+201022532292 - +222550186 – [gfrancis@yandex.ru](mailto:gfrancis@yandex.ru) – [mrwaheid1@yahoo.com](mailto:mrwaheid1@yahoo.com)



GOETHE-INSTITUT  
KAIRO/ALEXANDRIA  
المركز الثقافي الألماني

قسم اللغة  
Sprachabteilung in Kairo  
Sprachkurse und Pädagogische Verbindungsarbeit  
13 Sh. Hussein Wassef,  
Midan El-Missaha - Dokki  
Tel: 02/7484500 - 7484501 Fax: 02/3354702  
e-mail:sprache@cairo.goethe.org

## Teilnahmebescheinigung

Hiermit wird bestätigt, dass  
**Herr Gerges Francis Tawdrous,**  
geb. am 09.10.1974 in Kairo/Ägypten,

in der Zeit vom 23.09.2006 bis zum 21.12.2006  
am Goethe-Institut Kairo an einem

### Deutschkurs der Niveaustufe B2

(Stufe 3 von 4 auf dem Niveau B2 des Gemeinsamen Europäischen Referenzrahmens)

teilgenommen hat.

Das Niveau des Kurses entspricht 600 Stunden Deutschunterricht.

Kairo, den 08.01.2007

Leiterin der Spracharbeit



[www.goethe.de/cairo](http://www.goethe.de/cairo)



## **Other Studies for the Author**

### **I- The Holy Bible Studies**

#### **A study in the Holy Bible (Part II- Arabic)**

<http://vixra.org/abs/1701.0331>  
<http://vixra.org/pdf/1701.0331v1.pdf>

#### **The tabernacle (Arabic)**

<http://vixra.org/pdf/1610.0102v1.pdf>

### **II- The Physics & astronomy Studies**

#### **The Solar Eclipse Geometry Basics**

<http://vixra.org/abs/1509.0276>

#### **The Solar System Geometry (Part I)**

<http://vixra.org/abs/1509.0126>

#### **The Time And Distance Definitions In The Solar System**

<http://vixra.org/abs/1509.0241>

#### **The 2737 Egyptian Phenomenon & Its identical distance 2737 millions km**

<http://vixra.org/abs/1509.0242>

#### **The Mars Data Analysis Proves the Rest Mass Concept is Unreal**

<http://vixra.org/abs/1509.0244>

#### **The Solar Eclipse "The Gravitation Theory Puzzle"**

<http://vixra.org/abs/1509.0264>