

Quantum Electric Current

Scientists at the U.S Department of Energy's (DOE) Brookhaven National Laboratory and Stony Brook University have discovered a new way to generate very low-resistance electric current in a new class of materials. The discovery, which relies on the separation of right- and left-"handed" particles, points to a range of potential applications in energy, quantum computing, and medical imaging, and possibly even a new mechanism for inducing superconductivity—the ability of some materials to carry current with no energy loss. [8]

This paper explains the magnetic effect of the electric current from the observed effects of the accelerating electrons, causing naturally the experienced changes of the electric field potential along the electric wire. The accelerating electrons explain not only the Maxwell Equations and the Special Relativity, but the Heisenberg Uncertainty Relation, the wave particle duality and the electron's spin also, building the bridge between the Classical and Quantum Theories.

The changing acceleration of the electrons explains the created negative electric field of the magnetic induction, the changing relativistic mass and the Gravitational Force, giving a Unified Theory of the physical forces. Taking into account the Planck Distribution Law of the electromagnetic oscillators also, we can explain the electron/proton mass rate and the Weak and Strong Interactions.

Contents

Preface.....	2
Chiral magnetic effect generates quantum current.....	3
Going Chiral.....	4
Potential applications	5
Simple Experiment.....	6
Uniformly accelerated electrons of the steady current.....	7
Magnetic effect of the decreasing U electric potential	8
The work done on the charge and the Hamilton Principle	9
The Magnetic Vector Potential	9

The Constant Force of the Magnetic Vector Potential.....	10
Electromagnetic four-potential.....	10
Magnetic induction.....	11
Lorentz transformation of the Special Relativity.....	12
Heisenberg Uncertainty Relation.....	12
Wave – Particle Duality.....	13
Atomic model.....	13
Fermions' spin.....	13
Fine structure constant.....	13
Planck Distribution Law.....	14
Electromagnetic inertia and Gravitational attraction.....	15
Conclusions.....	15
References.....	16

Author: George Rajna

Preface

Surprisingly nobody found strange that by theory the electrons are moving with a constant velocity in the stationary electric current, although there is an accelerating force $\underline{F} = q \underline{E}$, imposed by the \underline{E} electric field along the wire as a result of the \underline{U} potential difference. The accelerated electrons are creating a charge density distribution and maintaining the potential change along the wire. This charge distribution also creates a radial electrostatic field around the wire decreasing along the wire. The moving external electrons in this electrostatic field are experiencing a changing electrostatic field causing exactly the magnetic effect, repelling when moving against the direction of the current and attracting when moving in the direction of the current. This way the \underline{A} magnetic potential is based on the real charge distribution of the electrons caused by their acceleration, maintaining the \underline{E} electric field and the \underline{A} magnetic potential at the same time.

The mysterious property of the matter that the electric potential difference is self maintained by the accelerating electrons in the electric current gives a clear explanation to the basic sentence of the relativity that is the velocity of the light is the maximum velocity of the electromagnetic matter. If the charge could move faster than the electromagnetic field, this self maintaining electromagnetic property of the electric current would be failed.

More importantly the accelerating electrons can explain the magnetic induction also. The changing acceleration of the electrons will create a $-\mathbf{E}$ electric field by changing the charge distribution, increasing acceleration lowering the charge density and decreasing acceleration causing an increasing charge density.

Since the magnetic induction creates a negative electric field as a result of the changing acceleration, it works as a relativistic changing electromagnetic mass. If the mass is electromagnetic, then the gravitation is also electromagnetic effect. The same charges would attract each other if they are moving parallel by the magnetic effect.

Chiral magnetic effect generates quantum current

The material the scientists worked with, zirconium pentatelluride, has a surprising trait: When placed in parallel electric and magnetic fields, it responds with an imbalance in the number of right- and left-handed particles—a chiral imbalance. That imbalance pushes oppositely charged particles in opposite directions to create a powerful electric current.

This "chiral magnetic effect" had long been predicted theoretically, but never observed definitively in a materials science laboratory at the time this work was done.

In fact, when physicists in Brookhaven's Condensed Matter Physics & Materials Science Department (CMP&MS) first measured the significant drop in electrical resistance, and the accompanying dramatic increase in conductivity, they were quite surprised. "We didn't know this large magnitude of 'negative magnetoresistance' was possible," said Qiang Li, a physicist and head of the advanced energy materials group in the department and a co-author on a paper describing these results just published in the journal *Nature Physics*. But after teaming up with Dmitri Kharzeev, the head of the RIKEN-BNL theory group at Brookhaven and a professor at Stony Brook, the scientists had an explanation.

Kharzeev had explored similar behavior of subatomic particles in the magnetic fields created in collisions at the Lab's Relativistic Heavy Ion Collider (RHIC), a DOE Office of Science User Facility where nuclear physicists explore the fundamental building blocks of matter. He suggested that in both the RHIC collisions and zirconium pentatelluride, the separation of charges could be triggered by a chiral imbalance.

To test the idea, they compared their measurements with the mathematical predictions of how powerful the increase in conductivity should be with increasing magnetic field strength.

"We looked at the data and we said, 'Gee, that's it!' We tested six different samples and confirmed that no matter how you do it, it's there as long as the magnetic field is parallel to the electrical current. That's the smoking gun," Li said.

Going Chiral

Right- or left-handed chirality is determined by whether a particle's spin is aligned with or against its direction of motion. In order for chirality to be definitively established, particles have to behave as if they are nearly massless and able to move as such in all three spatial directions.

While free-flowing nearly massless particles are commonly found in the quark-gluon plasma created at RHIC, this was not expected to occur in condensed matter.

However, in some recently discovered materials, including "Dirac semimetals"—named for the physicist who wrote the equations to describe fast-moving electrons—nearly massless "quasiparticle" versions of electrons (and positively charged "holes") propagate through the crystal in this free manner.

Some aspects of this phenomenon, namely the linear dependence of the particles' energy on their momentum, can be directly measured and visualized using angle-resolved photoemission spectroscopy (ARPES).

"On first sight, zirconium pentatelluride did not even look like a 3D material," said Brookhaven physicist Tonica Valla, who performed the measurements with

collaborators at the Advanced Light Source (ALS) at Lawrence Berkeley National Laboratory and at Brookhaven's National Synchrotron Light Source (NSLS, <https://www.bnl.gov/ps/nsls/about-NSLS.asp>)—two additional DOE Office of Science User Facilities. "It is layered, similar to graphite, so a quasi-2D electronic structure would be more expected. However, as soon as we did the first ARPES measurements, it was clear that the material is a 3D Dirac semimetal."

These results agreed nicely with the ones on conductivity and explained why the chiral magnetic effect was observed in this material.

In the absence of magnetic and electric fields, zirconium pentatelluride has an even split of right- and left-handed quasiparticles. But adding parallel magnetic and electric fields introduces a chiral preference: The magnetic field aligns the spins of the positive and negative particles in opposite directions, and the electric field starts the oppositely charged particles moving—positive particles move with the electric field, negative ones against it. If the two fields are pointing in the same direction, this creates a preference for positive and negative particles that are each moving in a direction aligned with their spin orientation—right-handed chiral particles—but with positive and negative particles moving away from one another. (If the magnetic field orientation is flipped relative to the electric field, the preference would be for left-handed particles, but still with opposite charges separating.)

"This chiral imbalance gives a big boost to the separation of the oppositely charged particles, which can be connected through an external circuit," Kharzeev said.

And once the chiral state is set it's hard to alter, "so very little energy is lost in this chiral current."

Potential applications

The dramatic conductivity and low electrical resistance of Dirac semimetals may be key to potential applications, including "quantum electricity generators" and quantum computing, Li said.

"In a classic generator, the current increases linearly with increasing magnetic field strength, which needs to be changing dynamically. In these materials, current increases much more dramatically in a static magnetic field. You could pull current out of the 'sea' of available quasiparticles continuously. It's a pure quantum behavior," Li said.

Separating the two chiral states could also give a new way of encoding information—analogue to the zeros and ones of computing. And because the chiral state is very stable compared with other electrical states, it's much less prone to interference from external influences, including defects in the material. It could therefore be a more reliable material for quantum computing, Li said.

Kharzeev has some other ideas: "The resistance of this material drops as the magnetic field strength increases, which could open up a completely different route toward achieving something like superconductivity—zero resistance," he said. Right now the materials show at least some reduction in resistance at temperatures as high as 100 Kelvin—in the realm of the best high-temperature superconductors. But there are many different types of Dirac semimetals to experiment with to explore the possibility of higher temperatures or even more dramatic effects. Such low-resistance materials could help overcome a major limit in the speed of microprocessors by reducing the dissipation of current, Kharzeev added.

"In zirconium pentatelluride and other materials that have since been discovered to have the chiral magnetic effect, an external magnetic field is required to start reducing resistivity," Valla said. "However, we envision that in some magnetic materials, the electrical current could flow with little or no resistance in a direction parallel with the material's internal magnetic field. That would eliminate the need for external magnetic fields and would offer another avenue for dissipationless transport of electrical current."

Kharzeev and Li are also interested in exploring unusual optical properties in chiral materials. "These materials possess collective excitations in the terahertz frequency range, which could be important for wireless communications and also in imaging techniques that could improve the diagnosis of cancer," Kharzeev said.

Getting back to his nuclear physics roots, Kharzeev added, "The existence of massless quasiparticles that strongly interact makes this material quite similar to the quark-gluon plasma created in collisions at RHIC, where nearly massless quarks strongly interact through the

exchange of gluons. So this makes Dirac semimetals an interesting arena for testing some of the ideas proposed in nuclear physics."

"This research illustrates a deep connection between two seemingly unrelated fields, and required contributions from an interdisciplinary team of condensed matter and nuclear physicists," said James Misewich, the Associate Laboratory Director for Energy Science at Brookhaven Lab and a professor of physics at Stony Brook University, who played the central role of introducing the members of this research team to one another. "We're fortunate to have scientists with expertise in these fields here at Brookhaven and nearby Stony Brook University, and the kind of collaborative spirit to make such a project come to fruition," he said. [8]

Simple Experiment

Everybody can repeat my physics teacher's - Nándor Toth - middle school experiment, placing aluminum folios in form V upside down on the electric wire with static electric current, and seeing them open up measuring the electric potential created by the charge distribution, caused by the acceleration of the electrons.

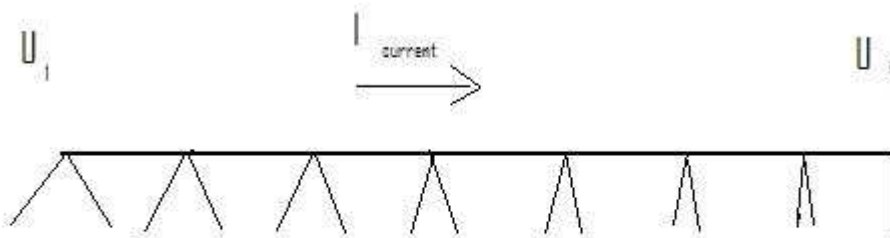


Figure 1.) Aluminium folios shows the charge distribution on the electric wire

He wanted to show us that the potential decreasing linearly along the wire and told us that in the beginning of the wire it is lowering harder, but after that the change is quite linear.

You will see that the folios will draw a parabolic curve showing the charge distribution along the wire, since the way of the accelerated electrons in the wire is proportional with the square of time. The free external charges are moving along the wire, will experience this charge distribution caused electrostatic force and repelled if moving against the direction of the electric current and attracted in the same direction – the magnetic effect of the electric current.

Uniformly accelerated electrons of the steady current

In the steady current $I = dq/dt$, the q electric charge crossing the electric wire at any place in the same time is constant. This does not require that the electrons should move with a constant v velocity and does not exclude the possibility that under the constant electric force created by the $E = -dU/dx$ potential changes the electrons could be accelerating.

If the electrons are accelerating under the influence of the electric force, then they would arrive to the $x = \frac{1}{2} at^2$ in the wire. The $dx/dt = at$, means that every second the accelerating q charge will take a linearly growing length of the wire. For simplicity if $a=2$ then the electrons would be found in the wire at $x = 1, 4, 9, 16, 25 \dots$, which means that the dx between them should be $3, 5, 7, 9 \dots$, linearly increasing the volume containing the same q electric charge. It means that the density of the electric charge is decreasing linearly and as a consequence of this the U field is decreasing linearly as expected: $-dU/dx = E = \text{const}$.

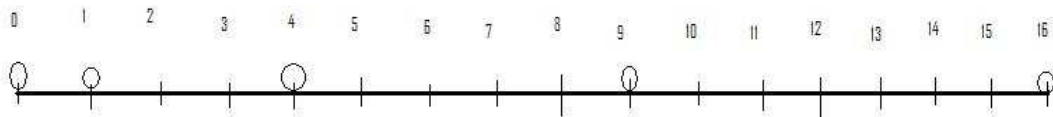


Figure 2.) The accelerating electrons created charge distribution on the electric wire

This picture remembers the Galileo's Slope of the accelerating ball, showed us by the same teacher in the middle school, some lectures before. I want to thank him for his enthusiastic and impressive lectures, giving me the associating idea between the Galileo's Slope and the accelerating charges of the electric current.

We can conclude that the electrons are accelerated by the electric U potential, and with this accelerated motion they are maintaining the linear potential decreasing of the U potential along their movement. Important to mention, that the linearly decreasing charge density measured in the referential frame of the moving electrons. Along the wire in its referential frame the charge density lowering parabolic, since the charges takes way proportional with the square of time.

The decreasing U potential is measurable, simply by measuring it at any place along the wire. One of the simple visualizations is the aluminum foils placed on the wire opening differently depending on the local charge density. The static electricity is changing by parabolic potential giving the equipotential lines for the external moving electrons in the surrounding of the wire.

Magnetic effect of the decreasing U electric potential

One q electric charge moving parallel along the wire outside of it with velocity v would experience a changing U electric potential along the wire. If it experiencing an emerging potential, it will repel the charge, in case of decreasing U potential it will move closer to the wire. This radial electric field will move the external electric charge on the parabolic curve, on the equipotential line of the accelerated charges of the electric current. This is exactly the magnetic effect of the electric current. A constant force, perpendicular to the direction of the movement of the matter will change its direction to a parabolic curve.

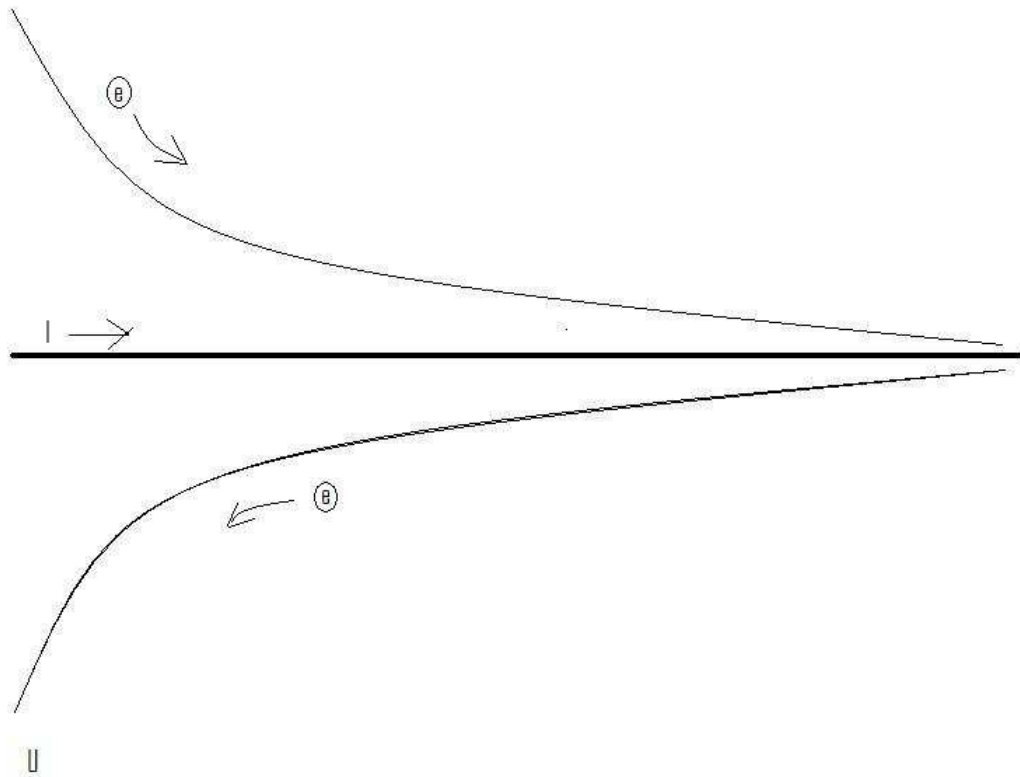


Figure 3.) Concentric parabolic equipotential surfaces around the electric wire causes the magnetic effect on the external moving charges

Considering that the magnetic effect is $\underline{F} = q \underline{v} \times \underline{B}$, where the \underline{B} is concentric circle around the electric wire, it is an equipotential circle of the accelerating electrons caused charge distribution. Moving on this circle there is no electric and magnetic effect for the external charges, since $\underline{v} \times \underline{B} = 0$. Moving in the direction of the current the electric charges crosses the biggest potential change, while in any other direction – depending on the angle between the current and velocity of the external charge there is a modest electric potential difference, giving exactly the same force as the $\underline{v} \times \underline{B}$ magnetic force.

Getting the magnetic force from the $\underline{F} = d\underline{p}/dt$ equation we will understand the magnetic field velocity dependency. Finding the appropriate trajectory of the moving charges we need simply get it from the equipotential lines on the equipotential surfaces, caused by the accelerating charges of the electric current. We can prove that the velocity dependent force causes to move the charges on the equipotential surfaces, since the force due to the potential difference according to the velocity angle – changing only the direction, but not the value of the charge's velocity.

The work done on the charge and the Hamilton Principle

One basic feature of magnetism is that, in the vicinity of a magnetic field, a moving charge will experience a force. Interestingly, the force on the charged particle is always perpendicular to the direction it is moving. Thus magnetic forces cause charged particles to change their direction of motion, but they do not change the speed of the particle. This property is used in high-energy particle accelerators to focus beams of particles which eventually collide with targets to produce new particles. Another way to understand this is to realize that if the force is perpendicular to the motion, then no work is done. Hence magnetic forces do no work on charged particles and cannot increase their kinetic energy. If a charged particle moves through a constant magnetic field, its speed stays the same, but its direction is constantly changing. [2]

In electrostatics, the work done to move a charge from any point on the equipotential surface to any other point on the equipotential surface is zero since they are at the same potential. Furthermore, equipotential surfaces are always perpendicular to the net electric field lines passing through it. [3]

Consequently the work done on the moving charges is zero in both cases, proving that they are equal forces, that is they are the same force.

The accelerating charges self-maintaining potential equivalent with the Hamilton Principle and the Euler-Lagrange equation. [4]

The Magnetic Vector Potential

Also the \underline{A} magnetic vector potential gives the radial parabolic electric potential change of the charge distribution due to the acceleration of electric charges in the electric current.

Necessary to mention that the $\underline{\mathbf{A}}$ magnetic vector potential is proportional with $\underline{\mathbf{a}}$, the acceleration of the charges in the electric current although this is not the only parameter.

The $\underline{\mathbf{A}}$ magnetic vector potential is proportional with $I=dQ/dt$ electric current, which is proportional with the strength of the charge distribution along the wire. Although it is proportional also with the U potential difference $I=U/R$, but the R resistivity depends also on the cross-sectional area, that is bigger area gives stronger I and $\underline{\mathbf{A}}$. [7] This means that the bigger potential differences with smaller cross-section can give the same I current and $\underline{\mathbf{A}}$ vector potential, explaining the gauge transformation.

Since the magnetic field B is defined as the curl of $\underline{\mathbf{A}}$, and the curl of a gradient is identically zero, then any arbitrary function which can be expressed as the gradient of a scalar function may be added to A without changing the value of B obtained from it. That is, A' can be freely substituted for A where

$$\vec{A}' = \vec{A} + \nabla\phi$$

Such transformations are called gauge transformations, and there have been a number of "gauges" that have been used to advantage is specific types of calculations in electromagnetic theory. [5]

Since the potential difference and the vector potential both are in the direction of the electric current, this gauge transformation could explain the self maintaining electric potential of the accelerating electrons in the electric current. Also this is the source of the special and general relativity.

The Constant Force of the Magnetic Vector Potential

Moving on the parabolic equipotential line gives the same result as the constant force of gravitation moves on a parabolic line with a constant velocity moving body.

Electromagnetic four-potential

The electromagnetic four-potential defined as:

SI units	cgs units
$A^\alpha = (\phi/c, \mathbf{A})$	$A^\alpha = (\phi, \mathbf{A})$

in which ϕ is the electric potential, and \mathbf{A} is the magnetic vector potential. [6] This is appropriate with the four-dimensional space-time vector (T, \mathbf{R}) and in stationary current gives that the potential difference is constant in the time dimension and vector potential (and its curl, the magnetic field) is constant in the space dimensions.

Magnetic induction

Increasing the electric current I causes increasing magnetic field \mathbf{B} by increasing the acceleration of the electrons in the wire. Since $I=at$, if the acceleration of electrons is growing, than the charge density dQ/dl will decrease in time, creating a $-\mathbf{E}$ electric field. Since the resistance of the wire is constant, only increasing U electric potential could cause an increasing electric current $I=U/R=dQ/dt$. The charge density in the static current changes linear in the time coordinates. Changing its value in time will causing a static electric force, negative to the accelerating force change. This explains the relativistic changing mass of the charge in time also.

Necessary to mention that decreasing electric current will decrease the acceleration of the electrons, causing increased charge density and \mathbf{E} positive field.

The electric field is a result of the geometric change of the \mathbf{U} potential and the timely change of the \mathbf{A} magnetic potential:

$$\mathbf{E} = -d\mathbf{A}/dt - d\mathbf{U}/dr$$

$$\mathbf{B} = \nabla \times \mathbf{A}, \quad \mathbf{E} = -\nabla\phi - \frac{\partial \mathbf{A}}{\partial t},$$

The acceleration of the electric charges proportional with the \mathbf{A} magnetic vector potential in the electric current and also their time dependence are proportional as well. Since the \mathbf{A} vector potential is appears in the equation, the proportional \mathbf{a} acceleration will satisfy the same equation.

Since increasing acceleration of charges in the increasing electric current the result of increasing potential difference, creating a decreasing potential difference, the electric and magnetic vector potential are changes by the next wave - function equations:

$$\frac{1}{c^2} \frac{\partial^2 \varphi}{\partial t^2} - \nabla^2 \varphi = \frac{\rho}{\epsilon_0}$$

$$\nabla^2 \mathbf{A} - \frac{1}{c^2} \frac{\partial^2 \mathbf{A}}{\partial t^2} = -\mu_0 \mathbf{J}$$

The simple experiment with periodical changing \mathbf{U} potential and I electric current will move the aluminium folios with a moving wave along the wire.

The Lorentz gauge says exactly that the accelerating charges are self maintain their accelerator fields and the divergence (source) of the \mathbf{A} vector potential is the timely change of the electric potential.

$$\nabla \cdot \vec{A} + \frac{1}{c^2} \frac{\partial \varphi}{\partial t} = 0.$$

Or

$$\vec{E} = -\nabla \varphi - \frac{\partial \vec{A}}{\partial t}.$$

The timely change of the A vector potential, which is the proportionally changing acceleration of the charges will produce the negative electric field.

Lorentz transformation of the Special Relativity

In the referential frame of the accelerating electrons the charge density lowering linearly because of the linearly growing way they takes every next time period. From the referential frame of the wire there is a parabolic charge density lowering.

The difference between these two referential frames, namely the referential frame of the wire and the referential frame of the moving electrons gives the relativistic effect. Important to say that the moving electrons presenting the time coordinate, since the electrons are taking linearly increasing way every next time period, and the wire presenting the geometric coordinate.

The Lorentz transformations are based on moving light sources of the Michelson - Morley experiment giving a practical method to transform time and geometric coordinates without explaining the source of this mystery.

The real mystery is that the accelerating charges are maintaining the accelerating force with their charge distribution locally. The resolution of this mystery that the charges are simply the results of the diffraction patterns, that is the charges and the electric field are two sides of the same thing. Otherwise the charges could exceed the velocity of the electromagnetic field.

The increasing mass of the electric charges the result of the increasing inductive electric force acting against the accelerating force. The decreasing mass of the decreasing acceleration is the result of the inductive electric force acting against the decreasing force. This is the relativistic mass change explanation, especially importantly explaining the mass reduction in case of velocity decrease.

Heisenberg Uncertainty Relation

In the atomic scale the Heisenberg uncertainty relation gives the same result, since the moving electron in the atom accelerating in the electric field of the proton, causing a charge distribution on Δx position difference and with a Δp momentum difference such a way that they product is about the half Planck reduced constant. For the proton this Δx much less in the nucleon, than in the orbit of the electron in the atom, the Δp is much higher because of the greater proton mass.

This means that the electron and proton are not point like particles, but has a real charge distribution.

Wave – Particle Duality

The accelerating electrons explains the wave – particle duality of the electrons and photons, since the elementary charges are distributed on Δx position with Δp impulse and creating a wave packet of the electron. The photon gives the electromagnetic particle of the mediating force of the electrons electromagnetic field with the same distribution of wavelengths.

Atomic model

The constantly accelerating electron in the Hydrogen atom is moving on the equipotential line of the proton and its kinetic and potential energy will be constant. Its energy will change only when it is changing its way to another equipotential line with another value of potential energy or getting free with enough kinetic energy. This means that the Rutherford-Bohr atomic model is right and only the changing acceleration of the electric charge causes radiation, not the steady acceleration. The steady acceleration of the charges only creates a centric parabolic steady electric field around the charge, the magnetic field. This gives the magnetic moment of the atoms, summing up the proton and electron magnetic moments caused by their circular motions and spins.

Fermions' spin

The moving charges are accelerating, since only this way can self maintain the electric field causing their acceleration. The electric charge is not point like! This constant acceleration possible if there is a rotating movement changing the direction of the velocity. This way it can accelerate forever without increasing the absolute value of the velocity in the dimension of the time and not reaching the velocity of the light.

The Heisenberg uncertainty relation says that the minimum uncertainty is the value of the spin: $\frac{1}{2} \hbar = \Delta x \Delta p$ or $\frac{1}{2} \hbar = \Delta t \Delta E$, that is the value of the basic energy status, consequently related to the m_0 inertial mass of the fermions.

The photon's 1 spin value and the electric charges $1/2$ spin gives us the idea, that the electric charge and the electromagnetic wave two sides of the same thing, $1/2 - (-1/2) = 1$.

Fine structure constant

The Planck constant was first described as the proportionality constant between the energy E of a photon and the frequency ν of its associated electromagnetic wave. This relation between the energy and frequency is called the Planck relation or the Planck–Einstein equation:

$$E = h\nu .$$

Since the frequency ν , wavelength λ , and speed of light c are related by $\lambda\nu = c$, the Planck relation can also be expressed as

$$E = \frac{hc}{\lambda} .$$

Since this is the source of the Planck constant, the electric charge countable from the Fine structure constant. This also related to the Heisenberg uncertainty relation, saying that the mass of the proton should be bigger than the electron mass because of the difference between their wavelengths, since $E = mc^2$.

The expression of the fine-structure constant becomes the abbreviated

$$\alpha = \frac{e^2}{\hbar c}$$

This is a dimensionless constant expression, 1/137 commonly appearing in physics literature.

This means that the electric charge is a result of the electromagnetic waves diffractions, consequently the proton – electron mass ratio is the result of the equal intensity of the corresponding electromagnetic frequencies in the Planck distribution law.

Planck Distribution Law

The Planck distribution law explains the different frequencies of the proton and electron, giving equal intensity to different lambda wavelengths! The weak interaction transforms an electric charge in the diffraction pattern from one side to the other side, causing an electric dipole momentum change, which violates the CP and time reversal symmetry.

The Planck distribution law is temperature dependent and it should be true locally and globally. I think that Einstein's energy-matter equivalence means some kind of existence of electromagnetic oscillations enabled by the temperature, creating the different matter formulas, atoms, molecules, crystals, dark matter and energy.

One way dividing the proton to three parts is, dividing his oscillation by the three direction of the space. We can order 1/3 e charge to each coordinates and 2/3 e charge to one plane oscillation, because the charge is scalar. In this way the proton has two +2/3 e plane oscillation and one linear oscillation with -1/3 e charge. The colors of quarks are coming from the three directions of coordinates and the proton is colorless. [1]

Electromagnetic inertia and Gravitational attraction

Since the magnetic induction creates a negative electric field as a result of the changing acceleration, it works as an electromagnetic changing mass.

It looks clear that the growing acceleration results the relativistic growing mass - limited also with the velocity of the electromagnetic wave.

The negatively changing acceleration causes a positive electric field, working as a decreasing mass.

Since $E = h\nu$ and $E = mc^2$, $m = h\nu/c^2$ that is the m depends only on the ν frequency. It means that the mass of the proton and electron are electromagnetic and the result of the electromagnetic induction, caused by the changing acceleration of the spinning and moving charge! It could be that the m_0 inertial mass is the result of the spin, since this is the only accelerating motion of the electric charge. Since the accelerating motion has different frequency for the electron in the atom and the proton, they masses are different, also as the wavelengths on both sides of the diffraction pattern, giving equal intensity of radiation.

If the mass is electromagnetic, then the gravitation is also electromagnetic effect caused by the magnetic effect between the same charges, they would attract each other if they are moving parallel by the magnetic effect.

The Planck distribution law explains the different frequencies of the proton and electron, giving equal intensity to different lambda wavelengths. Also since the particles are diffraction patterns they have some closeness to each other – can be seen as the measured effect of the force of the gravitation, since the magnetic effect depends on this closeness. This way the mass and the magnetic attraction depend equally on the wavelength of the electromagnetic waves.

Conclusions

Needless to say that the accelerating electrons of the steady stationary current are a simple demystification of the magnetic field, by creating a decreasing charge distribution along the wire, maintaining the decreasing U potential and creating the \underline{A} vector potential experienced by the electrons moving by \underline{v} velocity relative to the wire. This way it is easier to understand also the time dependent changes of the electric current and the electromagnetic waves as the resulting fields moving by c velocity.

There is a very important law of the nature behind the self maintaining \underline{E} accelerating force by the accelerated electrons. The accelerated electrons created electromagnetic fields are so natural that they occur as electromagnetic waves traveling with velocity c. It shows that the electric charges are the result of the electromagnetic waves diffraction.

One of the most important conclusions is that the electric charges are moving in an accelerated way and even if their velocity is constant, they have an intrinsic acceleration anyway, the so called spin, since they need at least an intrinsic acceleration to make possible their movement. The bridge between the classical and quantum theory is based on this intrinsic acceleration of the spin, explaining also the Heisenberg Uncertainty Principle. The particle – wave duality of the

electric charges and the photon makes certain that they are both sides of the same thing. Basing the gravitational force on the magnetic force and the Planck Distribution Law of the electromagnetic waves caused diffraction gives us the basis to build a Unified Theory of the physical interactions.

References

- [1] 3 Dimensional String Theory
Author: George Rajna
Publisher: academia.edu
http://www.academia.edu/3834454/3_Dimensional_String_Theory
- [2] Magnetic forces on moving charges
http://theory.uwinnipeg.ca/mod_tech/node93.html
- [3] Equipotential surface
http://en.wikipedia.org/wiki/Equipotential_surface
- [4] Hamilton Principle
http://en.wikipedia.org/wiki/Hamilton%27s_principle
- [5] Magnetic Vector Potential
<http://hyperphysics.phy-astr.gsu.edu/hbase/magnetic/magvec.html>
- [6] Electromagnetic four-potential
http://en.wikipedia.org/wiki/Electromagnetic_four-potential
- [7] http://en.wikipedia.org/wiki/Electrical_resistivity_and_conductivity
- [8] Chiral magnetic effect generates quantum current
<http://phys.org/news/2016-02-chiral-magnetic-effect-quantum-current.html>