

## Logical concepts and elements dimensions

### The performance of dimension change in closed system

**First author:** Dwayne.Huang

**Abstract** The article, it derivate and prove and improve acceptable current mainstream theories by the performance of dimension change in closed system. Finally it achieved a united theory to explain everything of world. The description from chapter one to chapter three: In the process of the close derivation from concept and logic to element and dimension, and with the projection of relativity 5-D (point is 1-D, line is 2-D, point and line is 3-D, plane is 4-D, cube body is 5-D), it derives Square and Circle and Inclination and Ellipse these four constants. And it expressed how to realize Space and Time and Substance and Living Creature and Intelligence. In chapter four, it explains 1-D expression of number by the dimensional structure of Fibonacci number. In chapter five, it explains how to express digit in image by the projection of microscopic substance on plane (Nuclear Fusion).

**Keywords** closed system; dimensional projection; absolute element; relativity dimension

**Mathematics Subject Classification (2010)** 83E99

**Foreword** At first, understand definition of concept and logic. Basic of concept is logic. Expression of logic is concept. Mathematics is an expression on element, it is logical. Physical is an expression on dimension, it is conceptual. Philosophy is connected between logic and concept. These three are indispensable. The false of world comes from our cognitive illusion, while the truth of the world comes from our cognition in right.

It seems like we derive concept by logic as  $1+1=2$ . But we do not know how to deduce and prove 1 is exist, moreover to prove  $1+1=2$ ? How can we understand and prove follow-up of those inferences understanding on basis uncertainty. More we close to the truth, more confusion we have. We have been using the concept to derive concepts, rather than using logic to derive concepts.

The fulcrum in the new system is logic of element, rather than logic of concept. Input an element, can find the corresponding relativity of concept and logic in the system. And it expresses the concept of the element by dimension change. Dimension expression is step by step, such as 3-D is based on 2-D, and 2-D is based on 1-D. When it expresses 3-D, it must including the expression of 2-D and 1-D. The article start from 0-D (there is nothing before hypothesis), and then hypothesis the motion of one point between two positions. Until derivate closed system, it is back to 0-D with proved existing.

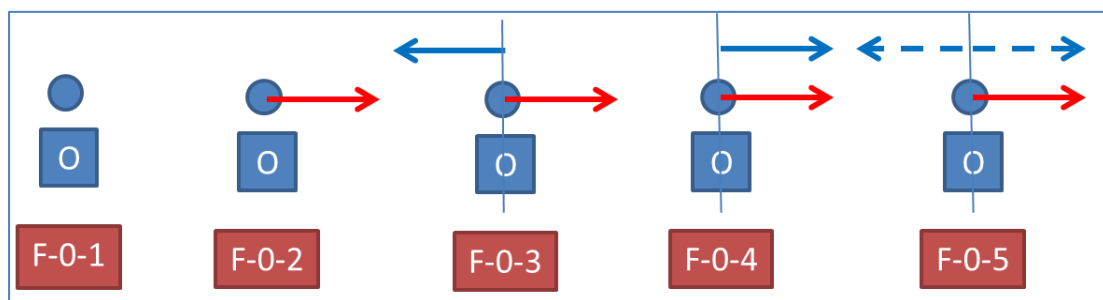
The Article is based on figures (observation in real word, it is the most intuitive concept); and centric on number (in foreword: Mathematics is the element representation, it is the

most simplified logic); set dimension change as a mainline (Physical is the expression on dimension, is conceptual. The dimension itself is the concept of concept's logic); the part of article word is philosophical description. Thinking sources: basic education of mechanical drawing, the Dao De Jing, the Vajracchedika-sutra, the Bible, and the corresponding number and digit of religious world structure. There are three special mention figures: Hetu, LuoShu, TaiJi Diagram.

Because some sentences are long, and many concepts exchange in article, so the author use side-note in these sentences. The side-note is for the word with underline, and the side-note is at the end of the sentence. For example the sentence: Article is based on images (observe in real, it is the most intuitive). The "images" is the word with underline. And the part of "(observe in real, it is the most intuitive)" is at the end of this sentence, it is the side-note for the "images".

**Summary:** How to create a system with a fulcrum of logic? At first as figure-0-1, it defines a basic concept by hypothesis (there is a exist point). And then as figure-0-2, it defines a positive logic to support basic concept (the motion direction of the point). By dimension change, as figure-0-3 it balances the reverse deviation by build a reverse logic (relativity motion in reverse). It is based on positive logic concept, now we get a half-closed loop system. But positive deviation that is based on basic concept still remains. As figure-0-4 it

balances the positive deviation by build a secondary reverse logic (secondary relativity motion in reverse). Continuous eliminate deviation of positive and negative logic and concepts, finally we get a closed-system. The closed-system is built by logic and concept, but it do not exist logic and concept alone. In this system, input a logic, we can find the relative concept, while input a concept, we can find the relative logic. The close, it is the biggest difference of this system with other theory systems.



There are four beginning hypothesis: one point, two positions, and motion. The motion is expressed by dimension projection. In dimensional change, one element is synchronous with one dimension. And they are three elements of one point and two positions, so there are in 3-D expression. Dimension change is step by step, so 3-D is based on 2-D, and 2-D is based on 1-D. But only one dimension expression in one dimension (refer paragraph-112), so 1-D and 2-D expressions cannot be expressed in 3-D expression directly. Indirectly expressed 1-D and 2-D by build an opposite relativity 3-D. It expresses 3-D and opposite 3-D in same time, it is the property of motion. So there is an invisible opposite 3-D in 3-D expression. And then based on this opposite 3-D, it express dimension exchange between three elements (one point and two positions). Chapter one it is the basic expression from 1-D to the basic 3-D (opposite 3-D), it express opposite 3-D

based on 1-D and 2-D. chapter two it is 3-D expression of three elements based on opposite 3-D by 1-D and 2-D. Chapter three it is the origin of creature and intelligence in world. Chapter four it is expression of number itself by dimension structure of Fibonacci number. Chapter five it is express of origin and change of world in further by micro substance projection.

The article derived and proved and improved following theories:

1. Paragraph-72, Axial tilt
2. From paragraph-80 to paragraph-81, unified quantum theory
3. Paragraph-85, Wave-particle duality
4. Paragraph-105, Metric expansion of space (also including improvement of space shrinking)
5. From paragraph-108 to paragraph-111, first law of Kepler
6. Paragraph-123, dimension structure expression of Einstein's mass-energy equation  
$$E=M*C^2$$
7. Paragraph-130, M string theory
8. From paragraph-131 to paragraph-137, dimension structure expression of Fibonacci number.
9. The positive derivation of the whole closed-system, it the proof of Gravity (by Newton)

P.S.: Other acceptable Mainstream theories can be found in the article or be derivated by article. All references in the article are derived and proved and improved by article itself.

So the content of reference is not so important, it only need vague concept of references

to compare. (This P.S. should be deleted when publish.)

**\*The most wonderful part of discussion and conclusions are in paragraph-128 to paragraph-130. (But still stong suggest to read article in ordinal)\***

---

**First author:** Dwayne.Huang

**Address:** Market Yangwu, District Huadu, Guangzhou city, Guangdong province, China

**E-mail:** dwayne2010@163.com

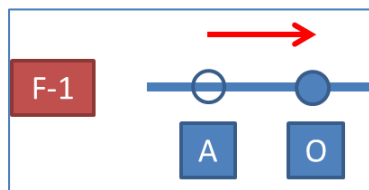
**Mobil:** +86 13710530108

## **Chapter one: Truth**

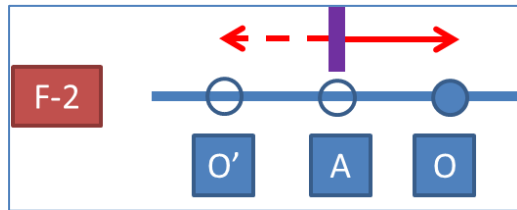
(Paragraph-1) At first it starts from six basic definitions: real, virtual, positive, reverse, un-virtual, un-real.

(Paragraph-2) We hypothesize there is a existing point, move from position A to position B. As figure-1, the circle filled in blue represents the point, and now it is on the position O. The red arrow represents motion direction of the point , it is from position A to position O, and then we define the direction from position A to postion O as datum direction in hypothesis. Set position A as a observation position, and now the point is on postion O. It is already changed, we define the changed property is real. The point moved from position

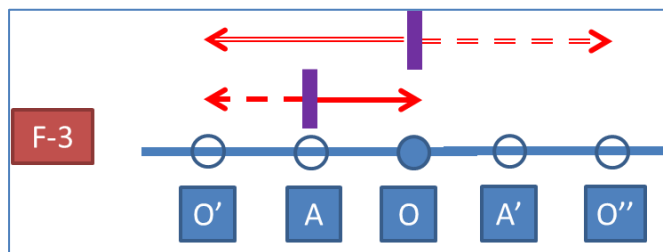
A to position O, it is same with the datum direction, we define the direction to positive. and we define the reversed direction with the datum direction to reverse. Now the point is on the position O, and still remain the trend of move forward, but it is only a trend in this moment, it do not move to next now, we define the property of trend is virtual. The existing point and the datum direction of point motion, they are two beginning hypothesis, and they will be closed in following derivation.



(Paragraph-3) Step one: where is the beginning, where should be the end, so that it can derivate a close system. At first it should eliminate the change of the observation position itself, so that it can get the relativity change between observing position and observed position. As figure-2, when the observation point is on position A, the observation should be back to the position A, so that make a close. While in the change form postion A to position A directly, the element has no change, the dimension has no change also. So for a point, it is no relativity change for itself, it can not be expressed by itself directly. So the change of the point must be represented by expression AO, and expression AO represent relativity change of the point from position A to position O. The change from point to position in figure-2, it is the mirror, the purple vertical line on position A represents the observation position is on position A, so AO mirrored to O'A.

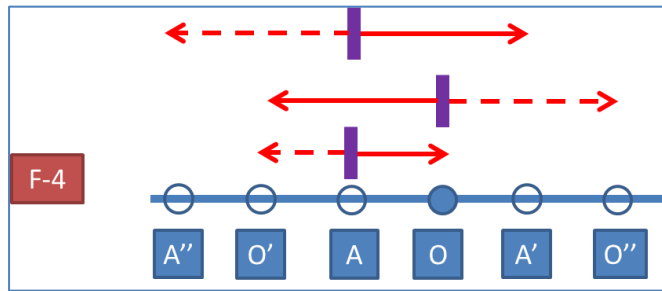


(Paragraph-4) Step two, as figure-3, the point already moved on position O from position A, so the expression AO should be on position O. But the expression AO is based on the observation of the point on position A, so it should mirror AO and O'A by position O. As figure-3, it get OA' and A'O'', and the second purple vertical line on position O means the second mirror position is position O.



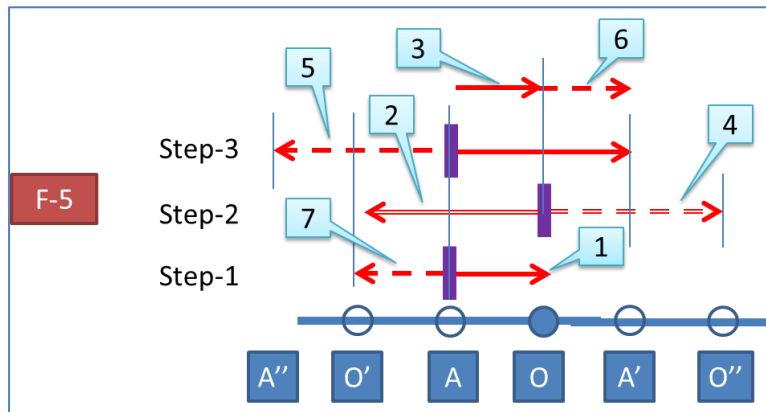
(Paragraph-5) Step three, the observation position is on the position A, so based on the second step, observation should be back to the position A. But now the expression of the second step is from O' to O''. the first step is mirrored on position A, and the second step is mirrored on position O. The O'O'' represent AO in the second step, and including the AO in the first step, they are relativity mirrored expression in third step by last two steps. So as figure-4, the third step is not mirrored directly, it reverse the direction, and directly transfer from position O back to position A. the length of the third step is same with the second step ( $A''A'=O'O''$ ), while the length of the second step is twice as the first step ( $O'O''=2*O'O$ ).





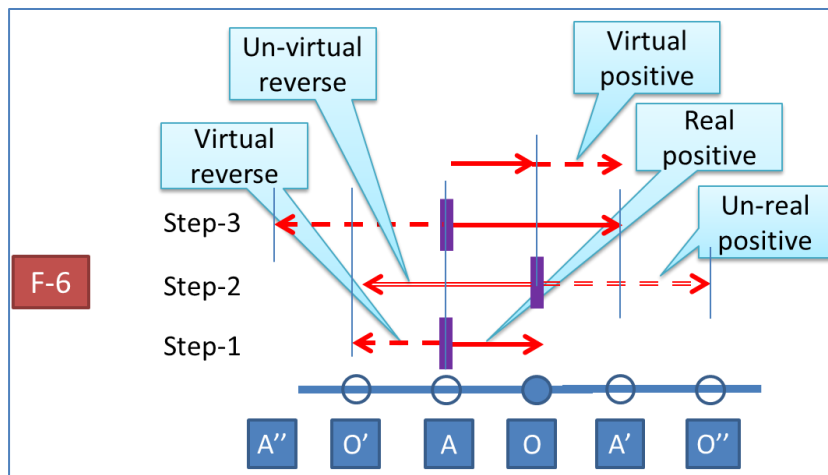
(Paragraph-6) In the third step, because the observation is from position A to position O, the distance of AO is fixed, so AO is a relativity constant. A point has only one direction in a moment. It does not exist two or above directions on one point in a time, the only direction is defined to the datum direction. That's why there is only one datum direction in the beginning hypothesis. Based on datum direction, there are two expressions, one is the change of position A, it is O'A; another is the relativity distance between position A and position O, it is the change of AO. In step two description we can know, OA' is changing based on the change of AO. As figure-5, it is the change gradation from position A to position O. 1 represent expression AO in the first step, 2 represent expression AO in the second step, 3 represent expression AO in the third step, 4 represent expression AO based on the point motion itself, 5 represent expression AO of the first step based on point motion itself in relativity reverse, 6 represent expression AO of the second step based on point motion itself in relativity opposite reverse, finally 7 represent expression AO of the second step based on point motion itself in secondary relativity reverse. Compare with the first step, the second step is a reverse. Including the reverse of the second step itself, after the secondary reverse it is still in reverse expression, so the direction 7 is in reverse. But when the secondary reverse expression back into expression AO of the first step, it will be reverse again. It will be in the same original direction in next change position (same

with the beginning direction in hypothesis)



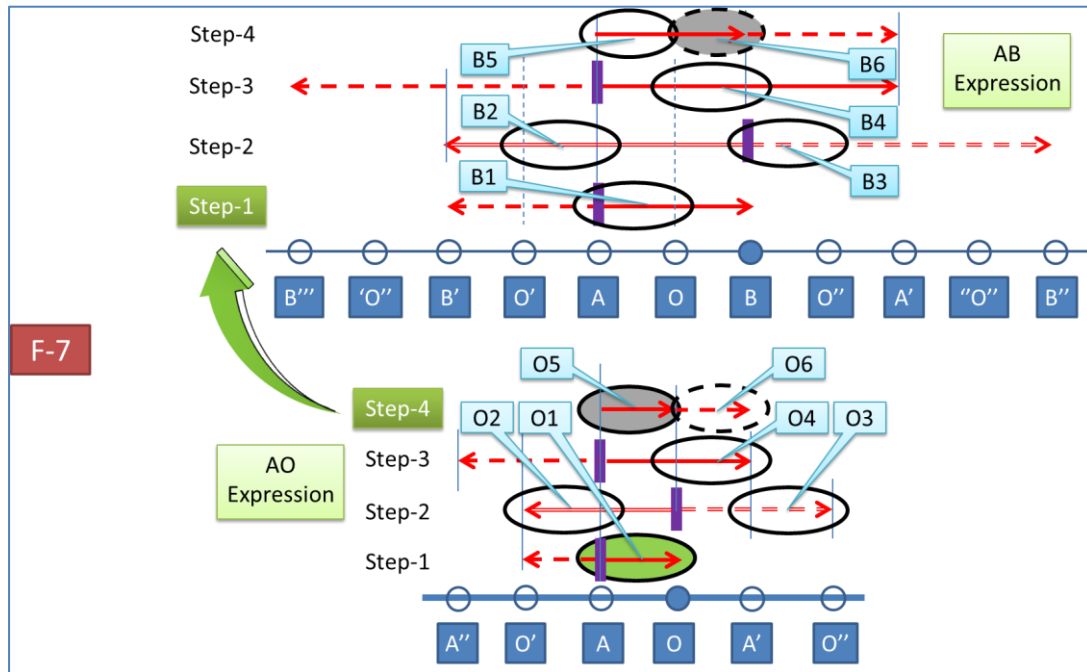
(Paragraph-7) A point has only one direction in a moment. So in an direction expression of the point, there is no other direction expression. But motion itself is a relativity expression, so in expression based on motion, the point is represented by the relativity change expression between two positions (expression AO from position A to position O). There is only one observation position in the observation in a moment, so two position expressions will be changed into one position expression (observation position). Start from observation position to observed position, and to changed observed position, finally back to changed observation position, it is the basic three steps of observation expression itself. The point is on observed position O, so in the expression of observation position A, it is virtual expression from position A to position O (motion is not happened), and it is positive expression. But in the expression of observed position O, it is real expression from position A to position O (motion is happened), it is positive expression also. So these two positive expression AO can be expressed in the motion. For a point, two kinds of position expression are in relative opposite direction. The relativity between real and virtual, it is represented by the two kinds of position expression are coexistent in the point motion. For

express the point motion in observation, it change virtual (observation position expression) based on real (observed position expression) into real again (observed position expression). But the secondary real expression (from observation position expression to observed position expression), it is still virtual for the point expression itself. We define the secondary "real" expression (from observation position expression to observed position expression) to un-virtual. In same way, we define the virtual expression (from observed position expression to observation position expression) to un-real. As figure-6, it shows six basic definitions. Real is represent by 1, and virtual is represent by (-1), and un-virtual is represent by  $-(-1)$ , un-real is represent by  $-(-(-1))$ . Including the reverse symbol -, un-real reverse is represented by  $-(-(-(-1)))$ .



(Paragraph-8) The position is fixed, it can't express the motion, the point can express the motion. So the position expression must be based on point expression, when the point is in relativity stability, the change of point will be reacted on position. In dimension expression, the position O itself has changed also, what observed on position A, is the changed position O. Now two positions derive to three positions. The point moved from

position A to position O, and then to position B, now the point is on position B. Based on observation position A, it derive position B. As figure-7, because the change of position O itself. It moves the point from position O to position B, and in the same time the observation back to position A, and it get the expression from position A to position B, it is expression AB. In expression AO, O1 and O4 and O5 are three real positive expressions. O1 and O5 is easy to understand, position and direction are same, only in different step. Even expression O4 has same direction with expression O1, but the position has a relativity motion with expression O1. Because in expression of three positions, the position change of point is one by one. The expression of the third position can not be represented without the second position expression. The point O based on expression of observation position A, it is projected in reverse by expression BO in expression of observed position O. The reverse is represented by the opposite direction between expression BO and expression OB, and expression AO is same direction with expression OB, so expression BO is opposite with expression AO. Finally expression O4 is a reverse expression BO based on observation position A, and the reverse is represented by the relativity position motion between expression O1 and expression O4 in figure-7.




(Paragraph-9) As figure-7, expression O5 is the relativity motion expression of O'A on position A; Expression B1 is the expression of O'A on expression AO (the expression A''O'') based on the expression of position B; Expression B5 is the expression of O'A based on the expression of position B; Because in dimension, not only position A and position O changed, AO itself has changed with dimension also, so B5 should add a change step of dimension change itself (progress a distance unit such as AO). It get expression B6, finally expression B6 is the expression of AO on position B. In the expression of position B based on observation position A, expression O1 is real positive, and expression B6 is relativity un-real reverse based on un-virtual. It is  $-(-(-1))$ , and it is real reverse. In figure-7, real positive O1 has same motion direction with real reverse B6, but this consistency is based on point projection from position A to position B (the projection of point motion, it is from position A to position O, and to position B. finally it is represented by expression AB) .

(Paragraph-10) From the first position to the third position, pass the second position. While a line has two endpoint only, there is no the third endpoint in a line. So the third position should be projected on the second position. That means the third position is the second position after a step move, the third position is the second position (in next motion step) radically. So the third position is not real exist in same time with the second position. But in dimension change, the observation itself is changed with dimension. After observation the point moved from the second position to the third position. For the first position, even the relativity change indirectly, but it happened, so it still is relative real. There is a step distance between the second position and the third position. Based on the first position, it expresses the third position by the second position. It occur a trend change from the third position back to the second position. So in dimension expression, when the point change from the first position to the second position. Meanwhile the third position will has a trend motion to project on the changed first position (the second position). From third position B to the second position O, It is opposite direction with datum direction, so it is reverse. But the reverse property is based on the observation position A (the first position). While based on the observed position O, the change of the third position B, it is similar with the position O based on position A. It is positive based on the observed position O. For a same point, difference base position with different expression, it is the inner relativity of real reverse itself.

(Paragraph-11) For the position A itself change expression O'A, the distance between O'A

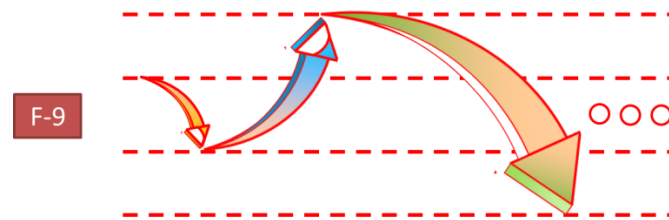
and OB is two positions (one position is position O itself change, another is the change expression AO between position A and position O), not a one position. Based on observation position A, expression AB is expression OB, AO represent real positive by 1, and AB (OB on observation position A) represent real reverse by 2. Finally the real reverse expression is shorten from  $-(-(-2))$  to  $+(2)$ . The change from O1 to O5, it is shorten into O1 and B6. When it express by number, that is the saying in 《I-Ching remark》: “Yang 1 derive Yin 6”. It is the calculation expression  $1+5=6$  (Yang and Yin represent two opposite relativity elements in a same dimension).

(Paragraph-12) Based on observation position A, the observation is real positive. It is from position A to position O, and then to position B, finally back to position A. As figure-8, three arrows represent three steps from expression AO to expression AB (from expression AO to expression OB, and then from expression OB to expression BA, finally from expression BA to expression AB).



(Paragraph-13) Figure-8 represent the expression from position A to position O, and then to position B, but it do not including the change of position A itself. But position A has moved to position B with dimension change, so position A itself, it should be represented by position B. As figure-9, it represents the three synchronous steps of the relativity real

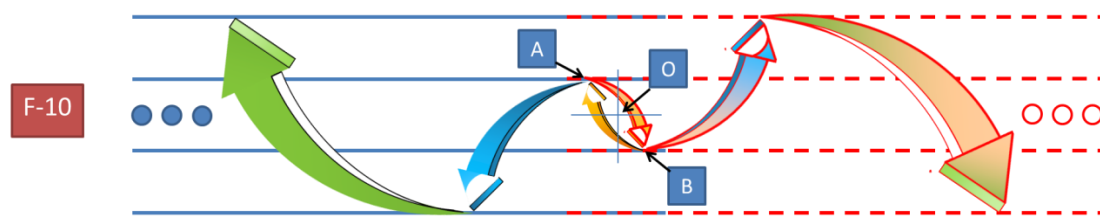
reverse expression based on observation position A (it is the relativity expression of position A based on opposite observation position B, it is expression BA).



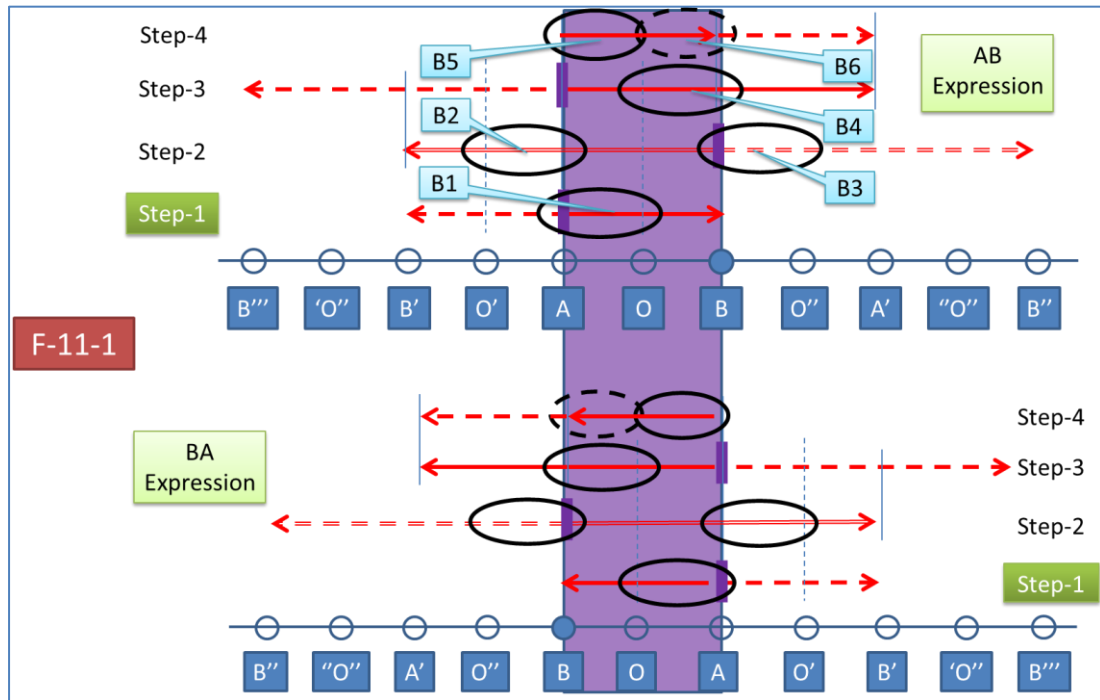
(Paragraph-14) In dimension projection, a point could be projected by only one line, while a line has two positions, so finally everything should be back to the expression by two positions. Put figure-8 and figure-9 together, then in the first observation position A, we get the expression of the third position by the second position that based on the first position. As figure-10, put expression of position A and expression of position B together. By projection and change with position B, it is the expression of position A by position A indirectly (it is the expression from AB to BA). Now we can know, it is closed position A and position B by the exchange of real positive and real reverse based on position O. The close from position A project to position A itself, it is projected from position A to position B first, and then project position A and position B onto position O, finally closed by relative opposite direction on position O. In paragraph-3, it was a saying: “where is the beginning, where should be the end”? Why it is start from position A, but closed on position O? Because the motion is relativity expression, it is represented by the point expression and position expression together (the point expression is represented by relativity change of two positions, it is changing. Even position expression itself is stable, but it is in a relativity stable motion actually, the motion itself means everything is moving). In dimension



projection, the close itself would move a step from position A to position O. So that it meets every beginning hypothesis. The target proof is  $1+1=2$ , actually the final proof is  $1*(1+1)=2$ . The close on observation position A is  $1^*$ , the close on observed position O is  $1+1=2$ . If finally the close is proved, then whatever the beginning hypothesis is  $1^*$ , or  $100^*$ , or  $1234^*$ , it doesn't make any deviation to effect the proof result ( $1+1=2$ ). The proof is transcending the hypothesis, and itself is the close to the hypothesis.



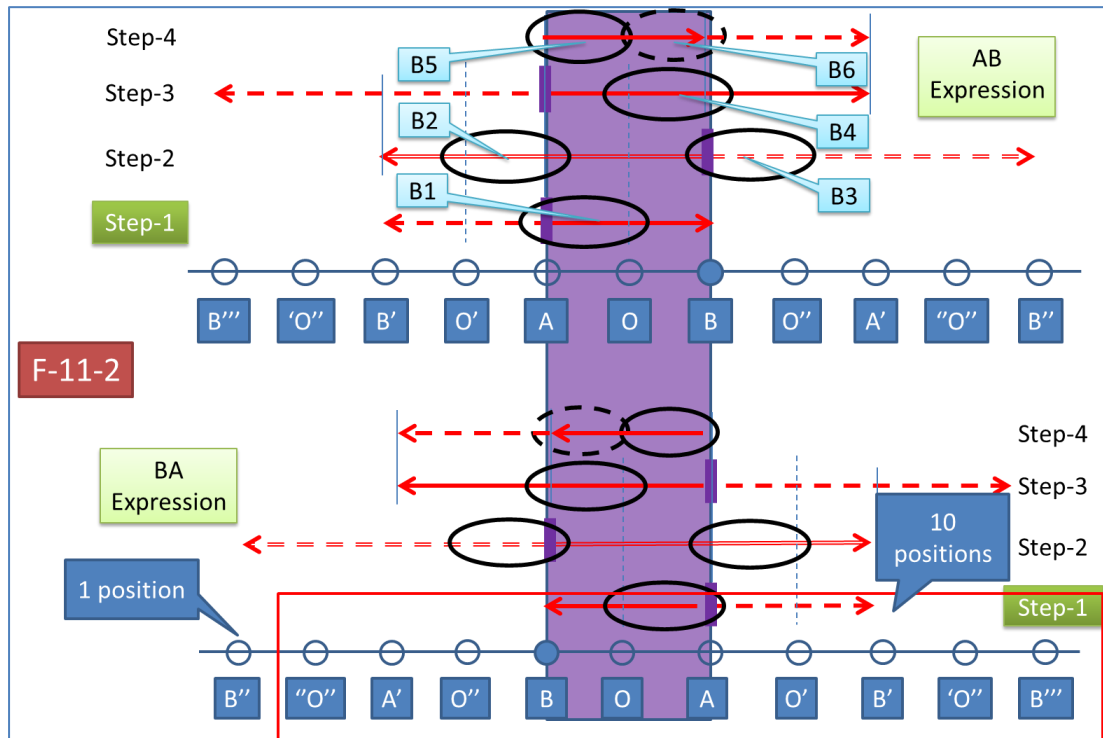
(Paragraph-15) Position A is closed by the close of position O, so the observation itself based on position A is in real reverse. The change of position A itself on the position B, is projected onto position O, and then back to the close of dimensional changed position A (overlapping with position O). There are two position expressions on position O, that means these two position expressions would be projected to a point on position O. So it is the close of dimensional changed observation point. The direction from position O back to position A, is reverse with the hypothesis datum direction, so it is reverse. And it is the dimensional change close of the observation point, so it is real. As expression AB and BA in purple of figure-11, it shows the projection change process in further detail.



(Paragraph-16) As figure-11, there are eleven positions on each aspect (expression), and twenty two positions change in total. In the close of position O, expression AB is synchronous and overlapping with expression BA, they are relative opposite position, so there are eleven change positions actually. The first position of expression BA is same with the eleventh position of expression AB, they are B''. In expression of position A, position B'' represent dimensional changed position B, and position B represent dimensional changed position A. So these two B'' represent the close of dimensional changed position A. So in one expression of a dimension close, ten positions can close one endpoint, and this endpoint position is overlapping two positions (one is in expression BA, another is in expression AB). The closed endpoint is the projection point BO from position B to position O, it is the close of expression BO in expression BA. The point expresses the position change, the concept of the point is the logic of the position concept. In one dimensional change as figure-11-2 (in the same expression BA), ten concepts

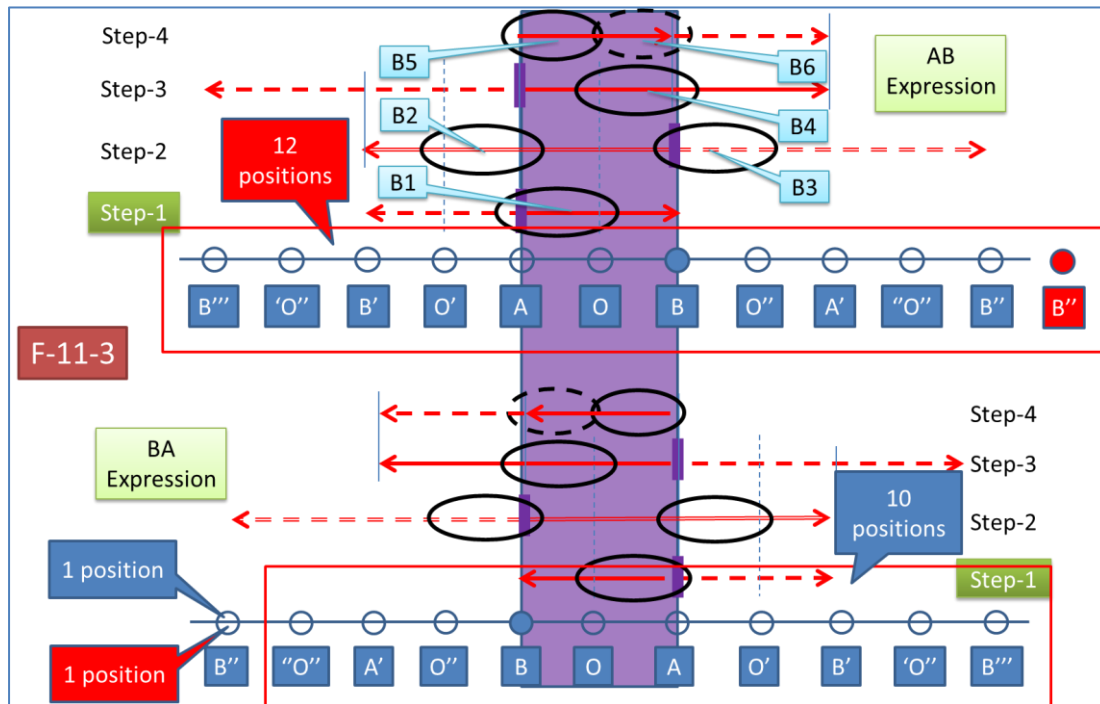
close one logic. There are two endpoint in a line, now it only close one endpoint (dimensional changed position A), the other endpoint still in open (B'' in expression BA).

The concept of closed logic itself, it is not closed.

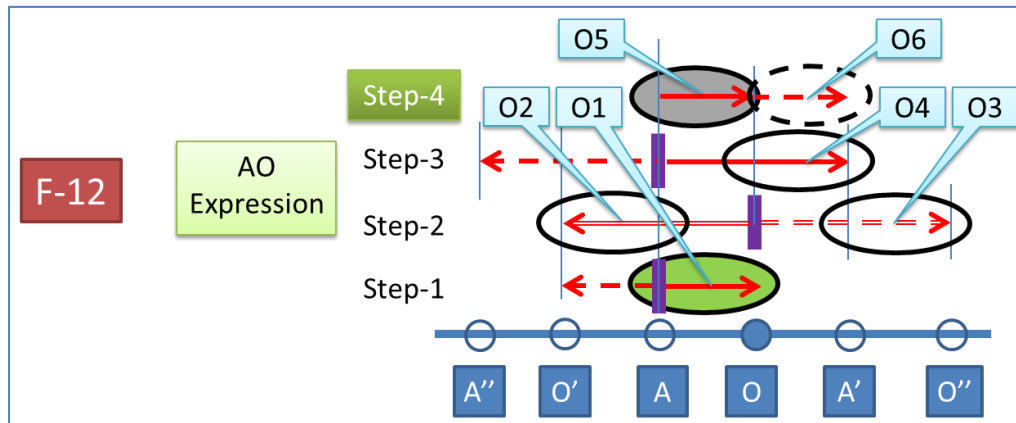


(Paragraph-17) As position B'' in red of expression AB in figure-11-3, when it represent position B based on position A (dimensional changed position A), it project expression BA into expression AB, and it project the twelfth position. We define ten positions to close one relativity position in expression AB or expression BA to the first relativity, and define the relativity between expression AB and the expression BA (projected into expression AB again) to the second relativity. In expression AB, the first relativity position B'' is different with the second relativity position B''. Because the motion itself is represented by two position expressions, in the second relativity, these two position B'' represent the motion itself. The twelfth position (the second relativity position B''), it overlap two kinds of

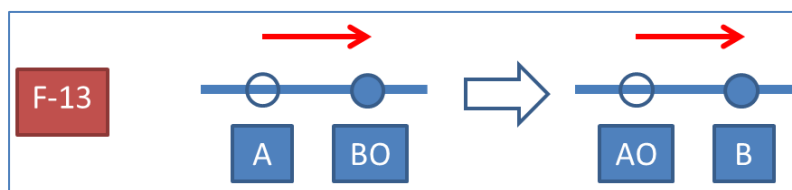
expressions (expression BA and expression AB). A point is crossed by two lines, so these two kinds of expressions close the point B'' on the second relativity position B''. The point is the projection of a couple of relativity positions on one position. So in expression ABA, there are twelfth position and one point. The couple of position expressions is relative, so in a couple of relative expressions, each position change of one expression is relative with twelve position changes in its relative expression. Such as any of position change of expression AB, it is relative with twelve positions of expression BA. As figure-11-3, ten positions of expression BA close the first relative position B'', meanwhile ten positions of expression AB close the first relative position B'' also. And then it project expression BA into expression AB, it project the second relativity position B''. These are twelve positions in expression AB, and then it close the projection point B'' on the second relativity position B'' by these twelve position change. It should be attend, the position A is moved on position B with dimension change, and position B is projected on position B''. So it seems it close the position B'', actually it closed start position A after dimensional change. The observed point O is in hypothesis, it is uncertain. But the projection point B'' (position A after dimensional changed) is closed by derivation. It is the close point by twelve positions in relativity expression. The motion itself of point is close.



(Paragraph-18) There is only two endpoint in one line, the motion must be back into the expression between two position expressions from three position expressions. Let's back to the expression AO between two position changes as figure-7. It is six positions close one position, but position O is projection expression of position A and position B as figure-10. And as figure-11-3, the close of projection point B" it expresses the close of point B. And position B represents changed position O in paragraph-8. So as figure-12 the six positions in expression AO are six points. They are projection of position O on relative position. Two relative opposite expressions are project into point and positions in a same expression by second relativity expression. So it is six points (dimensional changed point O on different positions) close one position (observation position A in dimension change). It is six logic close one concept, but the concept of logic itself still not be closed, so as figure-10, both ends still is open. That means the point O is not closed completely.



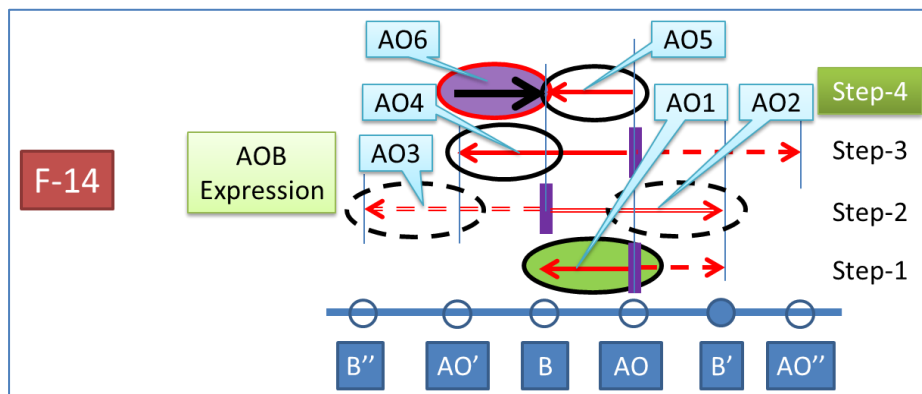
(Paragraph-19) As figure-13, based on observation position A, position A and position O and position B these three positions are shorten by two steps. At first, the point on position BO is projected by position O and position B, and then represent position A and position BO by refer expression AO of two positions type. And then project position A and position BO into position AO and position B by opposite expression on position O, and still represent position AO an position B by refer expression AO of two positions type. Represent these two step expressions by two positions type together, is the expression of three positions type in shorten.



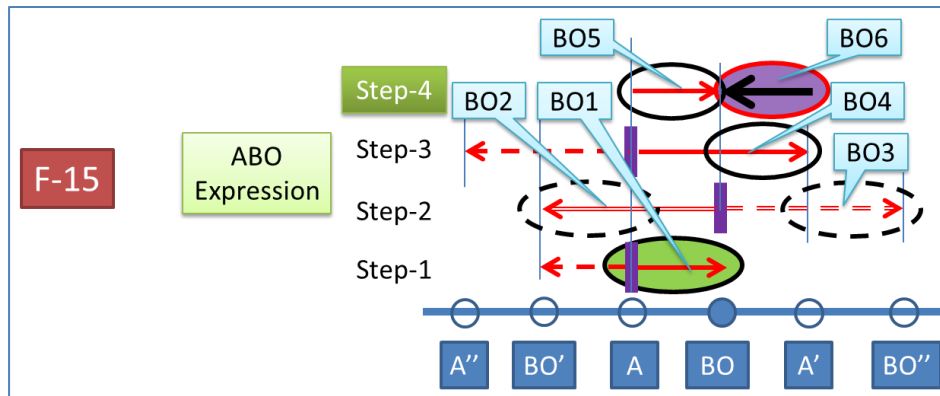
(Paragraph-20) There are no two directions on one point, the different direction in a same close, is only to express the dimension change, and they are in a same real direction but in different dimensions. As figure-11, only position A and position O and position B are real positions, other positions are projection by dimension change. In figure-14 and

figure-15, it is instead of real positions expression of figure-11 by real line, and instead of not real positions expression by virtual line. The expression AO2 and AO3 is the transitional expression, cannot be showed in real, so it is represent by virtual line.

(Paragraph-21) As figure-14, in expression AOB, from position A cannot observe position B directly. The position O is next to position A, so it should observe position B by position O. the observation on position A is the projection of position B on the position A, it is position B' (B' shows as the filled circle in blue in figure-14, and position B' means position B has a step change with projection of position A). But now the position A is already projected on position O, so the position B represent dimensional changed position O. So finally dimensional changed position O based on the position B still can be observed. AO1,AO4,AO5 are reverse expression, AO6 is the positive expression based on reverse expression. In the second step of figure -14, expression BAO move a step distance, and back to the position A (AO). Because it cannot observe position A itself from position A directly, so AO2 and AO3 cannot show in this dimension expression. These are three reverses and one positive in expression AOB.



(Paragraph-22) As figure-13, it project expression AOB into expression BO, and it get figure-15. BO1 and BO4 and BO5 are real positives, BO6 is real reverse. BO2 and BO3 are the transitional expression. These are three positives and one reverse in expression ABO.



(Paragraph-23) In real, when we observe an object, actually we are setting ourselves on one position, and setting the object on another position, and finally the viewpoint is the projection by these two positions.

(Paragraph-24) As the ellipsis at both end side of figure-10, it only half-close to position O, the end side still are open, it is not closed completely. How to close the position A on position A finally? We still start from the following five definitions: concept, logic, element, dimension, and project.

(Paragraph-25) We define the expression itself to the concept; and define the exchange of concepts to the logic; and define concept and logic to the Element, and define exchange between concept and logic to the dimension. The concept and logic of the element is

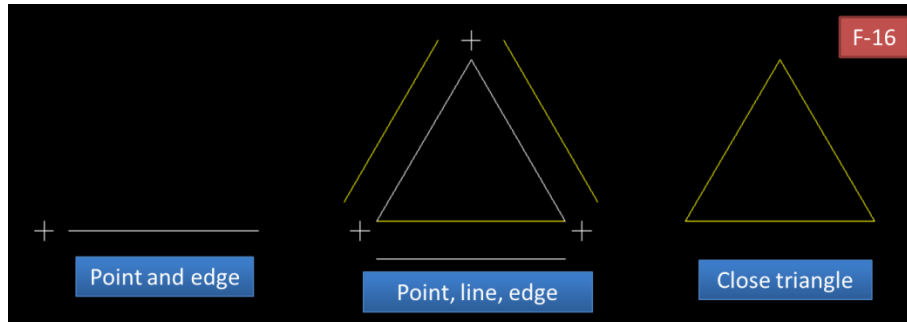


relative opposite with the dimension. At first we define two process ends on a same position (based on one same dimension change) to a line. And it is for example by point and line. Begin from a point, the point is the element, the projection from the point to a line is the dimension. Begin from a line, the line is the element, the projection from the line to a point is the dimension. The hypothesis that is from the trend occurrence (will be) to the occurrence (was), we define it to projection. And the action of hypothesis itself is project.

(Paragraph-26) As closed-system in a line loop, each start point of the next line is the end point of the last projected line. Projection is superimposed, the starting point of the beginning for all projected points are a same one. When the ending point of the last opening line, it is projected onto the beginning point of the original line. It becomes a closed-system in line loop by logic and concept and element and dimension. In this system, there is no any logic or concept or element or dimension exists alone. We input expression into system, and then we can get other relative expression. We define relativity single element to cell (anyone of the concept and the logic and the element and the dimension themselves, it is an element, it is a cell). A system with cell lack, we define it to un-closed system. And define the un-close system (in a dimension with only one close element) to half-close system.

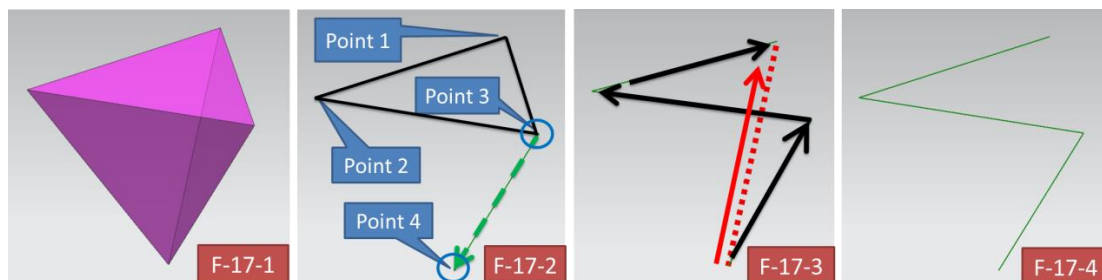
(Paragraph-27) Two points define a line, while two lines intersect and define a point. As figure-16, when we build a line projections loop, each line will be represented by two points, and each point will be crossed by two lines. Definition of points and lines will be

eliminated, so the logical of points and lines, will be eliminated also. Points and lines build a logical loop system with positive logic and negative logic, they are not the beginning points and lines' definitions anymore.

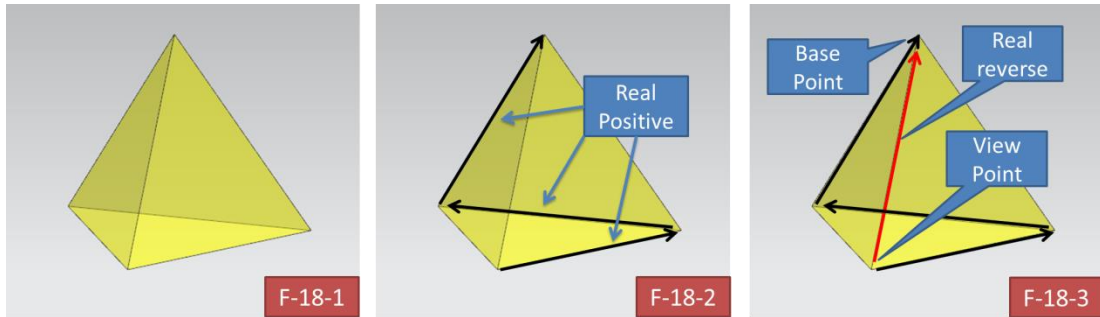


(Paragraph-28) One line represents one-dimension, and three lines can represent three-dimension. Figure-16 it expresses the close in two-dimension, while not in three-dimension. Refer half-close expression AO in the end of Paragraph-17 (it is the projection from position B'' back to position B, and then back to position A, finally close line AO by projected position A to projected position O in relative opposite). And as figure-17-2, when the third line is projected into the first line, expression on the position 1 is projected onto position 3. The position A itself moved a step with dimensional change (it is the projection from position 3 to position 4). In relativity expression, position 1 is projected on position 3, and position 3 is projected on position 4. Now it superimposed the change of position A itself (from position 1 to position 4), the close between changed position A and changed position O still open. As figure-17-3, the reverse line from position 1 to position 4, it is the relativity close line AO. Expression AO, is projected from changed position O to changed position A. the direction from position O to position A is opposite with datum direction, so it is reverse. There are three positive lines and one reverse line in

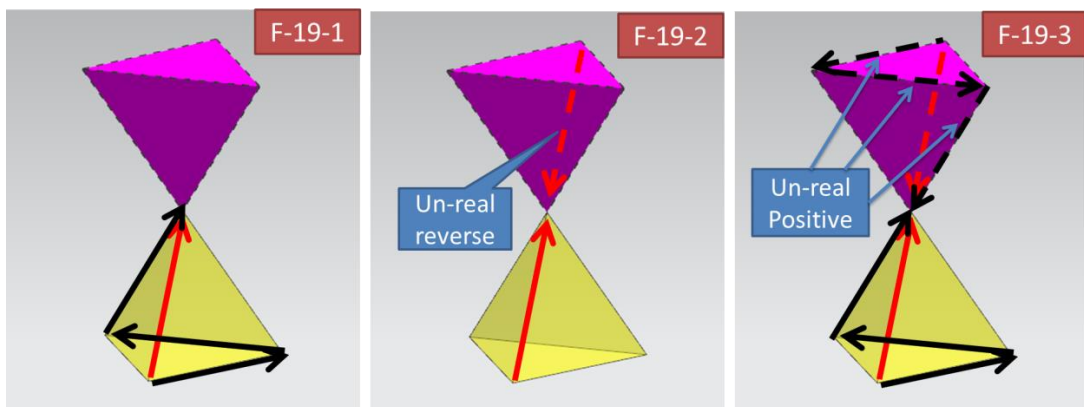
the finally close system. But the reverse line is relative with positive, but cannot be showed in the positive directly, so three positive lines can be showed in directly. Meanwhile the real reverse line in real positive expression, it can represent the relative close of positions (see detail in the paragraph-17, about relative change between two half-close aspects). As figure-17-4, we define this three continuous lines to three-dimension, it is 3-D in shorten.



(Paragraph-29) In paragraph-15, it described the observation is the real reverse based on observation position A, so we start from the real reverse. As figure-18-1, at first, we hypothesize a minimum tetrahedron as a reference. Three black continuous lines represent three real positive. And then according the change of figure-17-3 in paragraph-28, figure-18-2 it closed the two endpoints of three continuous lines by a red line. It is the real reverse. Because this one reverse is synchronous with three positives in dimension change, so the start point and the end point of the red line are same with the start point and the end point of three continuous lines. The start point and end point, they contain two kinds of line expressions. We define the start point to view point (changed observation point, the observation itself is in motion also, so it is changed), and define the end point to Base point.

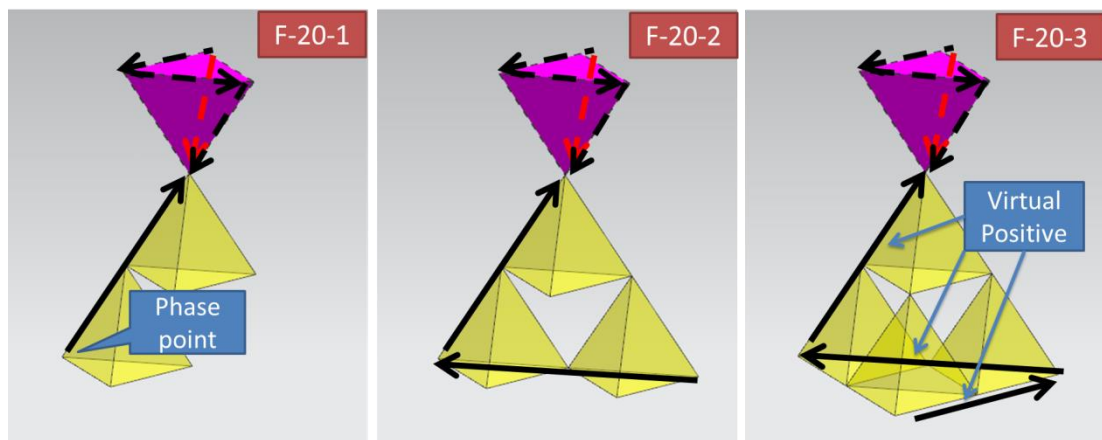


(Paragraph-30) In paragraph-9, it explained the real reverse is projected and superimposed in relativity un-real positive based on un-virtual. It represents the opposite property between positive and reverse by mirror through base point. And it represents positive and reverse are in a same direction property by overlapping start point and end point. As figure-19-2, it mirrored from the red real reverse to un-real reverse, and get representation of un-real reverse by a red dot line. And then get representation of three un-real positives by three black continuous dot line (mirrored by three black continuous lines).

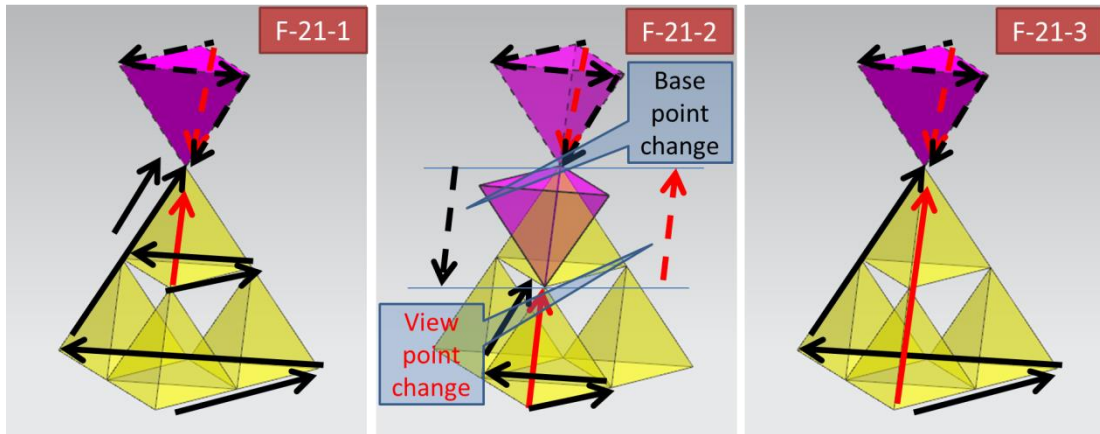


(Paragraph-31) As figure-18-3, the complete close it including half-close of base point and another half-close of view point. Refer the overlapping projection between expression ABO and expression AOB, based on un-real expression, it mirror the un-real expression

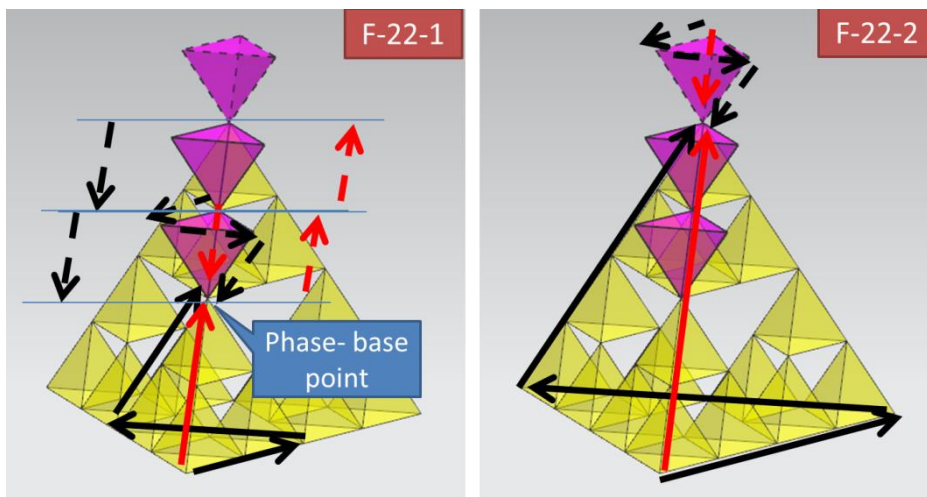
through base point, and it get three virtual positives in three black real lines. As figure-20, the point mirrored twice through base point, we define it to phase point. There are three real positive lines, so it should be three phase points. The expression of the point after mirrored twice is virtual, so the phase point is virtual. After the projection from the real to un-real, the changed base point is closed by the projection from un-real to virtual in dimension synchronization.



(Paragraph-32) Expression AO itself is in dimension, it will be changed with dimension change, so that there is a synchronous step on expression AO. As figure-21, the change from base point to view point, it project into phase point. Because the step of expression AO itself, the step of phase point always is twice as the step view point. So the change does not back to view point, while it is back to phase point only. That is why two endpoints in figure-10 are open, it is not closed.

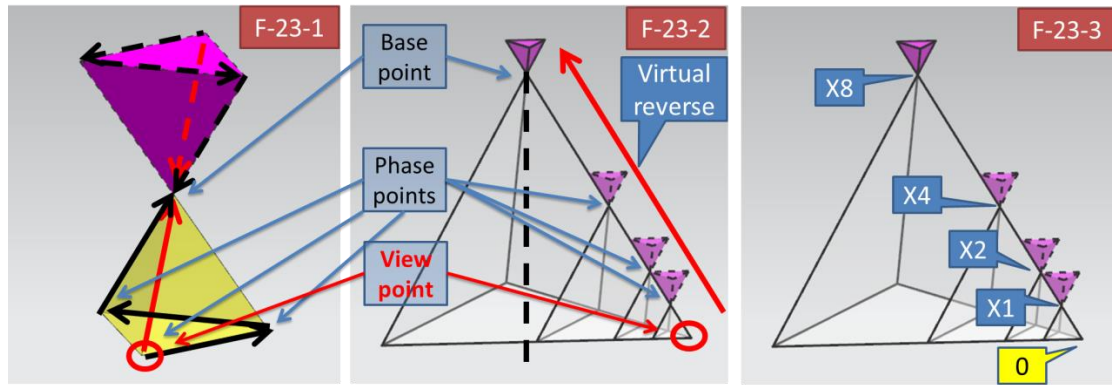


(Paragraph-33) The overlapping projection between expression ABO and expression AOB, it represents the step distance should be  $X2$  (double for each step). So the phase point step by the minimum step distance in reverse, but the phase position will be  $X2$  for each step in positive. As figure-22, the distance between phase positions in the second step, so it is  $X2 * 2$ , it is  $X4$ . As figure-22-1, the real 3-D is transfer with the one step along real reverse, it is on the first phase point, and it starts next dimension change. We define the base point relative begin from the phase point to phase-base point.

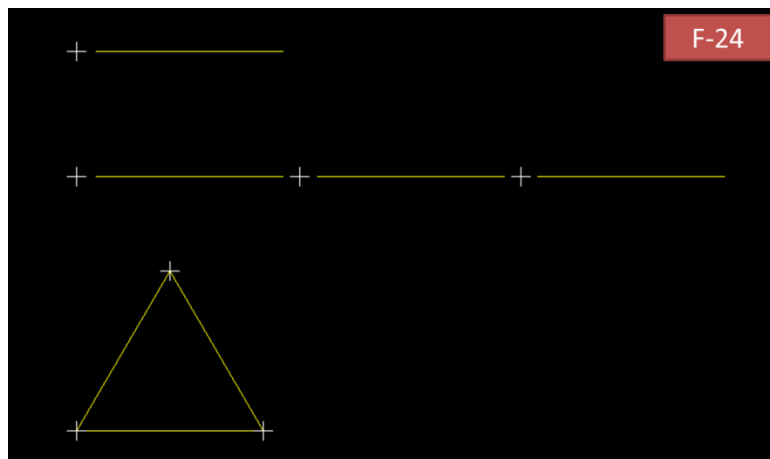


(Paragraph-34) As figure-6, each step is relative with three steps in the relative opposite expression. Overlap the first start point of these three phase points together, and we will

find the phase point changes is in progress along the real reverse. As figure-23-3, there is a minimum position distance (from X1 to 0) cannot be close, that is the expression of the open property in figure-10 which shows in figure-23.

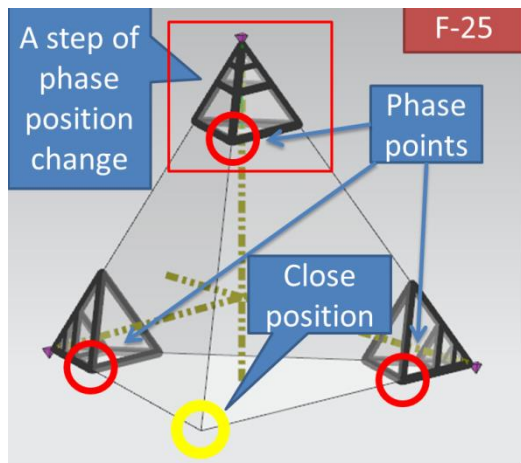


(Paragraph-35) As figure-24, it cannot be closed by one point and one line. And it cannot be closed by three points and three lines side by side. But it can be closed by three points and three lines end to end.



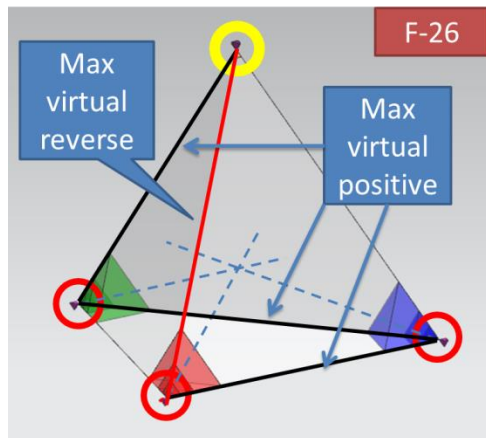
(Paragraph-36) In figure-22 and figure-23, it represented the projection of three phase points in a same step, but still cannot assure it is the close or not. So we hypothesis there is a complete close, and then get the condition of complete close in reverse derivation. As figure-25, according the triangle condition, we represent three steps as figure-6 by three

sets of phase change. Three red circles represent three phase point in dimensional synchronization. If the maximum virtual positive of these three phase point are projected and overlapped on one same position in yellow circle, it must be close completely. Now the close condition is clear, minimum real reverse is clear, but still don't know how big the maximum virtual positive is!



(Paragraph-37) As figure-26, it represent three phase points in virtual positive of the complete close, and represents these three steps by three kinds of color in red, blue, green. And it represents the closed base point as the circle in yellow. The outside white transparent 3-D represents the maximum virtual 3-D. Because now we don't know how big it is, so it represents the middle opposite changes by dot line. In figure-13 and figure-23-3, the observation is from changed position A (position O) to changed position O (position B). So the view point is the projection expression of line AO (line AO is the minimum step distance, and the line is projected to changed point O). Finally we can know: the minimum real reverse of view point is relative projection with the maximum virtual positive of base point in complete close.





(Paragraph-38) How big the biggest virtual positive it is? Let's back to the close structure by concept and logic and element and dimension. At first, concept is represented by logic. So before concept close, it should close the logic. As paragraph-16, one logic is closed by ten concepts, so 10 is the number expression of logic close, and it is about the logic based on concept. But now the concept of logic itself is not close, as paragraph-18, one concept is closed by six logics, so we get the number expression of the logic's concept close. Based on logic's concept, logic close is represented by  $10 \times 10 \times 10 \times 10 \times 10 \times 10$ . It is  $10^6$ .

(Paragraph-39) We start the close from the logic based on concept, and then to the element close. In element expression, logic is same with concept (see the definition of element in paragraph-25, such as point and line all are element). The logic of element expression is the concept of logic based on concept, and it still is an expression of logic's concept, so it is  $10^6$  also. And then to the concept of element itself, it is  $10^6$  also. The relative opposite between the logic and the concept is synchronous, so the number expression is overlap, it is  $10^{(6 \times 6)}$ , it is  $10^{36}$ . The element close is based on the logic close, so it should overlap the basic logic's concept expression  $10^6$ , now the element

close number expression is  $(10^6)^* ((10^{(6*6)})$ .

(Paragraph-40) And then to the dimension close, the dimension represents the relative opposite change between elements. Based on the concept, we already close the logic of the concept and the element. Now we can close the dimension by close the concept of the element's logic itself. There is no difference between the concepts of elements in number expression, different concepts represent by the same digit. Such as three lines are 3 elements, two positions are 2 elements (two positions represent the real reverse in the real positive), one point is 1 element. Based on logic close, the concept is independent with other concepts, so it is  $(1+2+3)$ , not  $1*2*3$ . The dimension is represented by the relative opposite elements, when the logic and concept of the element are closed, the logic itself of relative opposite elements' concepts, it can represent the concept of the dimension itself. Because the dimension is relative opposite projection, so it is  $(1+2+3)^* (1+2+3)$ , it is  $(1+2+3)^2$ , is not  $(1+2+3)+(1+2+3)$ . Finally the expression of dimension close is  $((1+2+3)^2)^* (10^6)^* ((10^{(6*6)})$ . It means each close of dimension, it should passed by  $((1+2+3)^2)^* (10^6)^* (10^{36})$  position's changes.

(Paragraph-41) It seems like it is the close of view point, but view point is relative opposite with base point, so actually it is the close of dimensional changed base point by number expression  $((1+2+3)^2)^* (10^6)^* ((10^{(6*6)})$ . The view point still is open, while the complete close should include base point close and view point close. Three real positives are relative with a real reverse. Based on the close of base point, the dimension changes

have been projected onto the logic of the element change. By close the real reverse, three start points of three real positive phase point (refer the definition of phase-base point in paragraph-33) are closed, the view point will be closed.

(Paragraph-42) It is turn to close the view point. Begin from the point in dimensional, the point is the concept, and the line is the logic. Three real positive lines are three logics, and each logic is represented by ten concept, so that  $10*10*10$ , it is  $10^3$ , it is the concept close of element changes' logic. Don't forget the concept of element itself. Based on the close of base point, logic's concept is closed, it can be represented directly without close logic's concept again. And each element is a concept, so the concept of three lines is  $1+1+1$ . The number expression of element's concept is  $3*10^3$ , it is for view point close based on base point close. The base point is closed by real positive, so the dimension expression of base point is real positive. But view point is closed by real reverse, so the dimension expression of view point is real reverse.

(Paragraph-43) As figure-11, real positive expression OB in expression AB, it step with dimensional change itself. So as figure-17-2, position B progresses a step from position 3 to position 4. So the expression in real positive should be represented in real reverse, the dimension close of the base point, will step with the view point in view point expression. The number expression of three real positive lines is  $1+1+1$  (similar with the step of position A, will push position O and position B and projection point OB in a same dimension progress), it represent  $-1-1-1$  in real reverse. By project and overlap  $-1-1-1$  onto

the logic close of view point, the number of the concept of element's logic is  $(1+2+3)^2-1-1-1$ , it is 33. One logic is represented by ten concept, so the concept close of view point itself, it is  $10^{(6*6-1-1-1)}$ , it is  $10^{33}$ . The logic itself of view point close, is based on concept, so the number expression of logic' concept is  $33*10^{33}$ . The concept of concept close itself of view point, it is a logic's concept, so it is  $10^6$  also. Finally based on the close of base point, the close of view point pass by  $33*10^{33}*10^6$  position's changes. Including the close expression of base point, it pass by  $33*10^6*10^{33}*36*(10^6)* (10^{36})$  position's changes to close from base point to view point.

(Paragraph-44) Three real positive lines represent the close of base point, and one real reverse line represent the close of view point. As figure-17-3, the close represented by these four lines, it is the substance. The position and the point, could be expressed by the concept of elements directly. So the number of element's concept in substance is  $1+2+3$ . Position is relative opposite with point, so the concept of element's logic is  $(1+2+3)^2$ . One line represents one logic, and closed by ten concept. So four lines are represented by  $10*10*10*10$ , is  $10^4$ . While it represent  $10^2$  between two element's relative logic itself (10 represent ten concept close one of element's logic,  $^2$  represent the relationship in opposite). Finally the base point has  $(1+2+3)^2*10^6$  substance phase position.

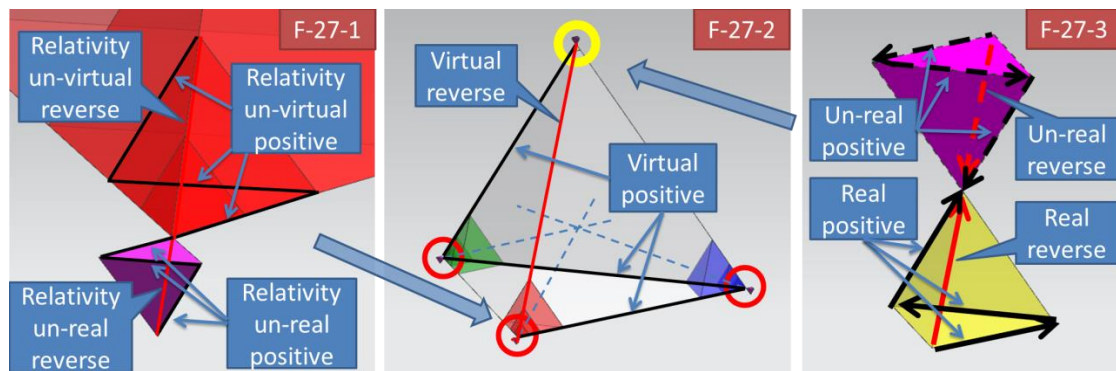
(Paragraph-45) The substance is the close expression of logic and element and dimension. Close the logic of these three elements themselves (logic and element and

dimension are three elements), we can represent the close of substance based on a complete close. It is  $36 \cdot 10^6 / 10 / 10 / 10 / (10 \cdot 10)$ , it is  $(1+2+3)^2 \cdot 10 = 360$ .  $/10/10/10$  represent three continuous real positive line, and because the real reverse line is represented by two position in real positive expression, so  $/(10 \cdot 10)$  represent the real reverse line. Now we can know, there are 360 substance phase level. As figure-11-3, twelve positions close one position in relative opposite expression. So by remove twelve levels that representing view point, the real substance level is  $120 - 12 \cdot 1 = 108$  (\*1 represents opposite element expression exchange in dimension). As figure-11-2, ten positions close one point, by remove ten levels that representing base point in relative opposite expression, the nature substance level is  $120 - 12 \cdot 1 - 10 \cdot 1 = 98$ . In dimension expression of complete close, one view point and three phase points already represent the close of base point. The close of base point itself is repeated by one view point and three phase points. By remove repeat expression of these four points, the observable nature substance level is  $120 - 12 \cdot 1 - 10 \cdot 1 - 4 = 94$ . It is the number expression from view point to base point.

## **Chapter two: Realization**

(Paragraph-46) In chapter one, it is the derivation of the fundamental theory, now we will show phenomena proof in realization. At first as figure-27, represents the directions of

figure-6 in 3-D.



(Paragraph-47) Three phase points are projected by a same start point, it is synchronous; while they pass different positions, and it is progressive. From figure-18 to figure-25, it is synchronous change. As figure-28, there are four steps in progression on 3D (it is the expression on 3-D, while 2-D expression of these four steps was showed in figure-11):

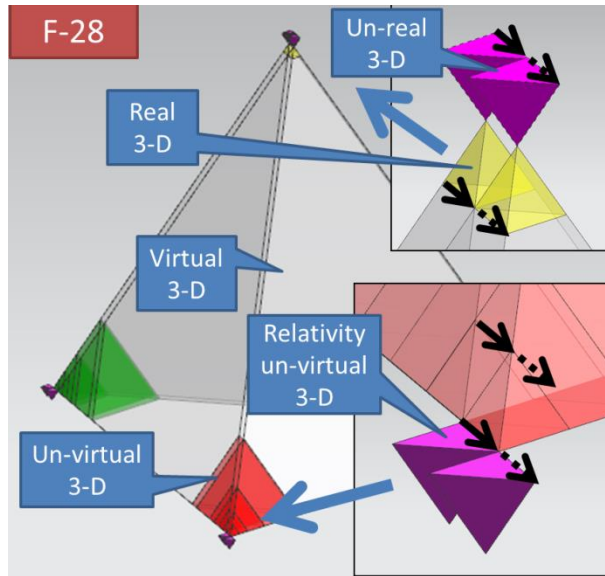
Step 1: From real 3-D to un-real 3-D. It starts from (1) real positive, and then to (2) real reverse, and then to (3) un-real reverse, and then from un-real reverse back to (4) un-real positive.

Step 2: From un-real 3-D to virtual 3-D. It starts from (4) un-real positive, and then to (5) un-real reverse, and then to (6) virtual reverse, and then from virtual reverse back to (7) virtual positive.

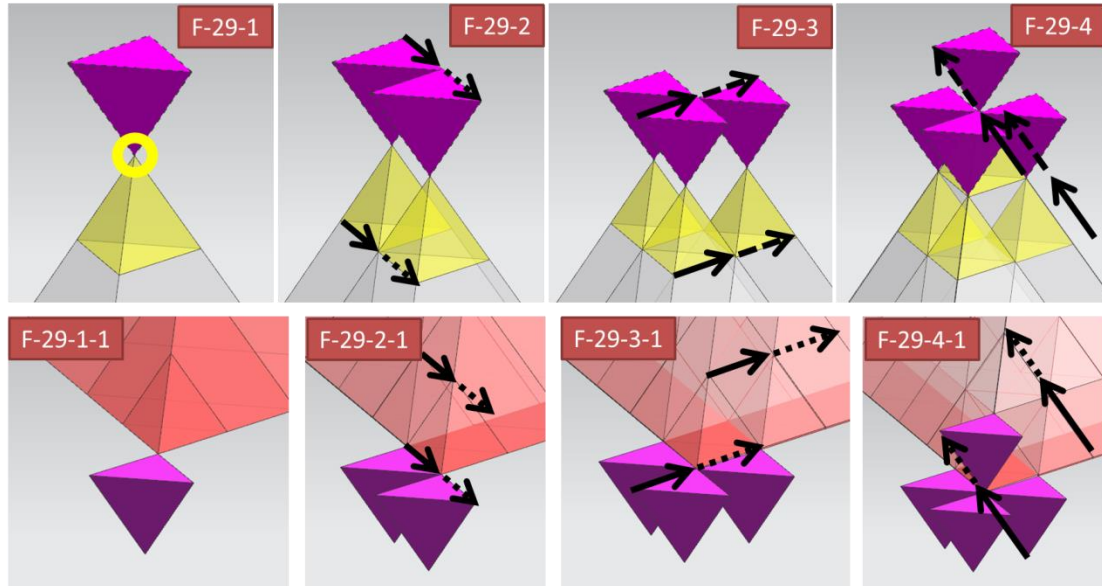
Step 3: From virtual 3-D to relativity un-real 3-D, and then from relativity un-real 3-D to un-virtual 3-D. It starts from (7) virtual positive, and then to (8) relativity un-real positive, and then to (9) relativity un-real reverse, and then from relativity un-real reverse to (10) un-virtual reverse.

Step 4: From un-virtual 3-D back to real 3-D. It starts from (10) un-virtual reverse, and then to (11) un-virtual positive, and then to (12) real positive in next dimension expression.

Form (1) to (12), it is one entire step in synchronous change of one dimension.

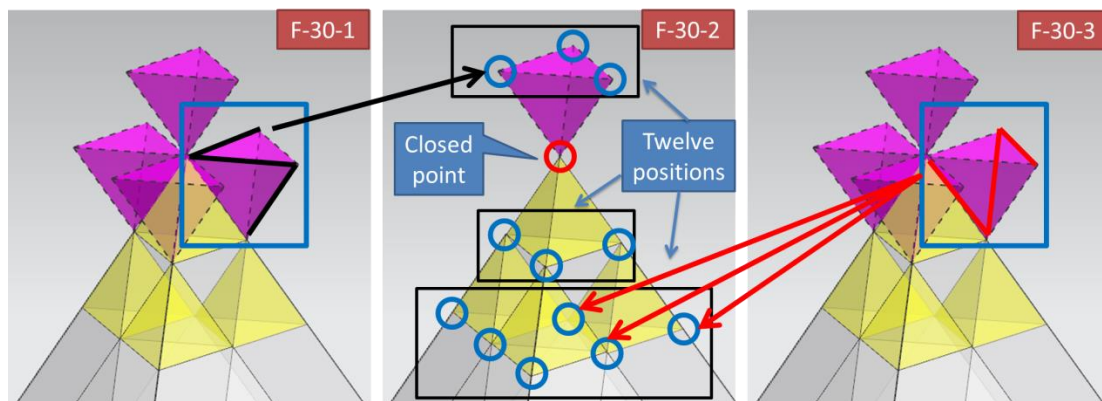


(Paragraph-48) As figure-29-4, it represent these four steps of figure-28 by base point close in progressively, it is the progressive expression based on synchronous expression.



(Paragraph-49) In figure-30-2, it is the 3-D expression of twelve positions close one position, it close one point by twelve lines. Point is the projected line, but point and line can't show in a same dimension direction, so the twelve lines are represented by twelve

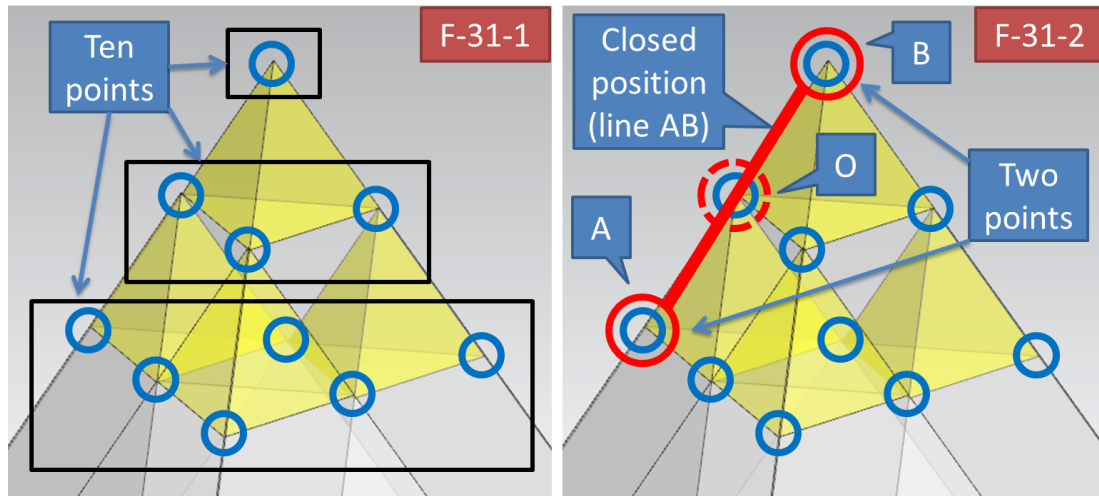
positions. For represent the projection itself from twelve lines to twelve positions, the closed position is represented by point. Three black lines in figure-30-1, they are projected into points on three positions as figure-30-2 (relative with the fourth step of figure-28). Three red lines in figure-30-3, they are projected into points on three positions as figure-30-2 (relative with the third step of figure-28).



(Paragraph-50) The change of mirror position in figure-3, it represent the O'A by the first reverse, and represent OA by the second reverse. After twice reverses, the change of position was projected into a point, so the position OA is change into position OB with point itself change. In paragraph-47, un-real 3-D and relativity un-real 3-D all are un-real 3-D. Un-real expression repeat twice, it represent the relative opposite property of two elements in one dimension expression. And as paragraph-17, positive and reverse changes are projected onto position 4, it is point B now. So it is ten positions to close one overlapped position, and the overlapped position is projected into one point. It is ten positions to close one point. As figure-31-1, it represents ten positions in blue circle. Because the projection point OB itself is change with dimensional change, so as figure-31-2, based on view position A, the projection point OB is projected into line AB.



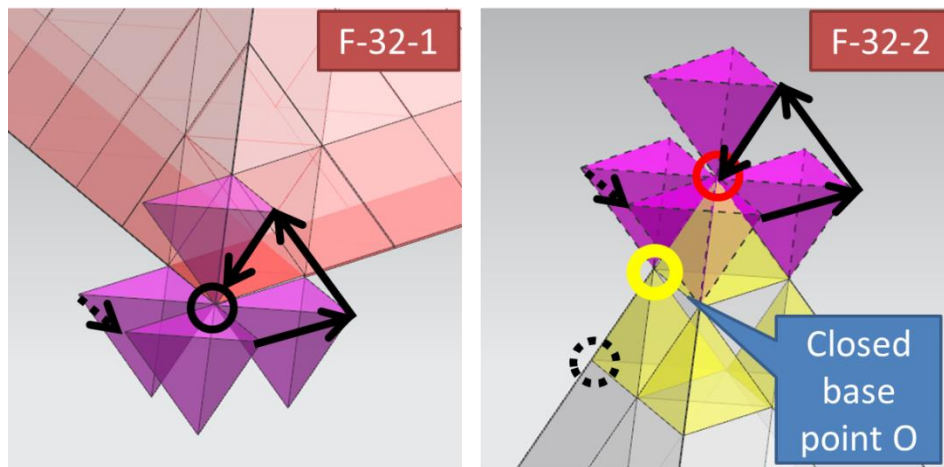
when the projection point OB is observed from view position A. The point B is projected by line AB.



(Paragraph-51) In complete close, at first, every expression is a concept, and the concept represents an element in dimension expression. Ten positions are to close one position, and the closed position is projected into line (The process is transferred by point. It is projected into point, and then the point is projected into line in next relativity dimensional element expression). Twelve positions are to close one position, and the closed position is projected into one point (the process is transferred by line. It is projected into one line, and then projected into one point). The derivation is started from the point in beginning hypothesis, so the point represent element, and line represent dimension. Finally we know: twelve lines are to close a point, and it is expression in element. Ten points are to close a line, and it is expression in dimension based on the close of element. From real positive to real positive in next dimensional expression in paragraph-47, it is the close of relativity element. As figure-16, the triangle is closed by three groups of point and line. Three groups of point and line, they represented concept and logic of concept and logic and

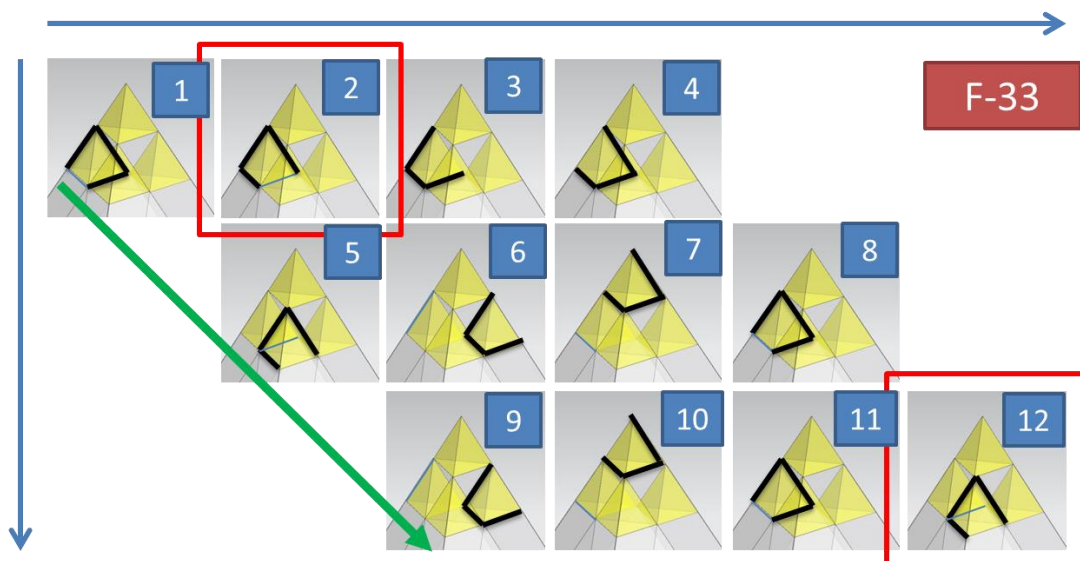
element themselves. When we close concept and logic of the concept and the logic and the element themselves, concept and logic of the dimension will be closed entirely.

(Paragraph-52) Now let's represent changes in progression. As the black circle in figure-32-1, there is a half-close in un-virtual 3-D. And as the red circle in figure-32-2, there is a half-close in real 3-D, refer the synchronous half-close expression from figure-29 to figure-31, the base point O is closed.



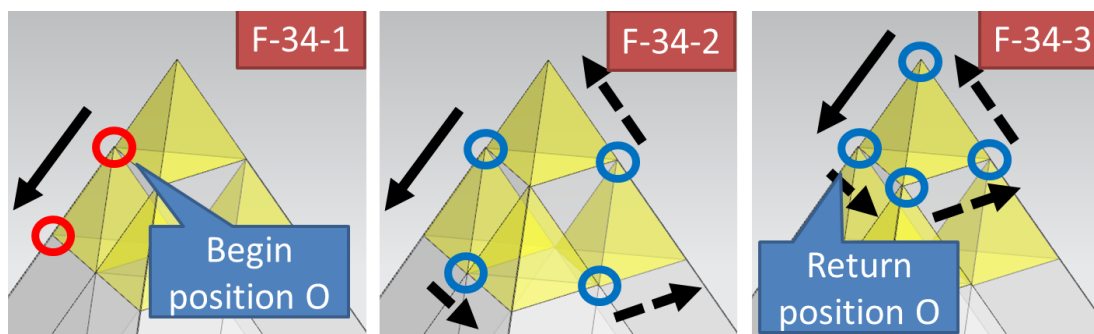
(Paragraph-53) As figure-33, it expresses the synchronous process of the progressive changes, the vertical arrow represent three level progressive changes (three real positives). The horizontal arrow represent the change of each progression changes' level, it is the change of vertical arrow (The first vertical arrow relative with the first green arrow to represent the dimension itself. Including the first vertical arrow, there are four vertical arrows and three changes from one vertical arrow to the next. They represent three virtual positives). The green arrow represent the dimension itself (1. A green arrow through three vertical arrows, it represents each dimension change contain three real positives. While in

paragraph-28, these three continuous positives we defined to 3-D; 2. The dimension itself is a concept, and the concept is an element in dimension. So the dimension' change itself is the change of observed element itself in dimension exactly.). The close of green arrow is represented by the exchange between the vertical arrows and horizontal arrows (Only each step passes the three progressive level changes, the step in the level can be closed. Even the fifth picture is same with the second picture. But the fourth picture is not closed in second level, so only the twelfth picture is same with the second picture, and the second picture passed three progression levels to the twelfth picture, so only the second picture is closed). Refer to figure-30 and figure-31, the change expression of position O by the second and the twelfth pictures, is line AB. And the other ten pictures is the expression of the ten positions for represent line AB.

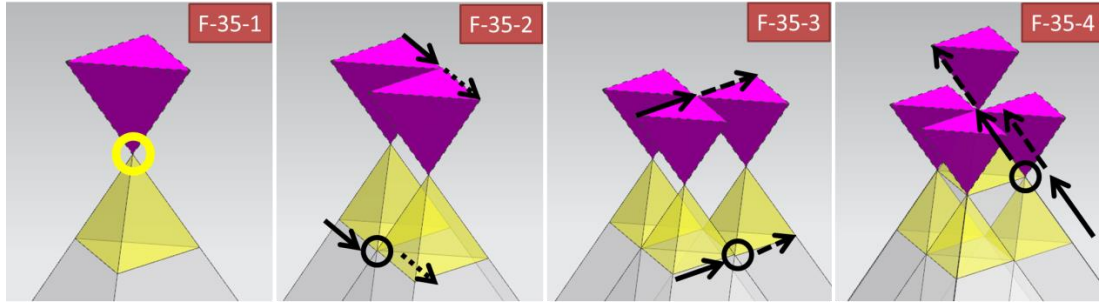


(Paragraph-54) The change of dimension, it is synchronous based on the first element expression, and it is progressive based on the second element expression. One dimension contains two elements, so the synchronization is coexist with progression.

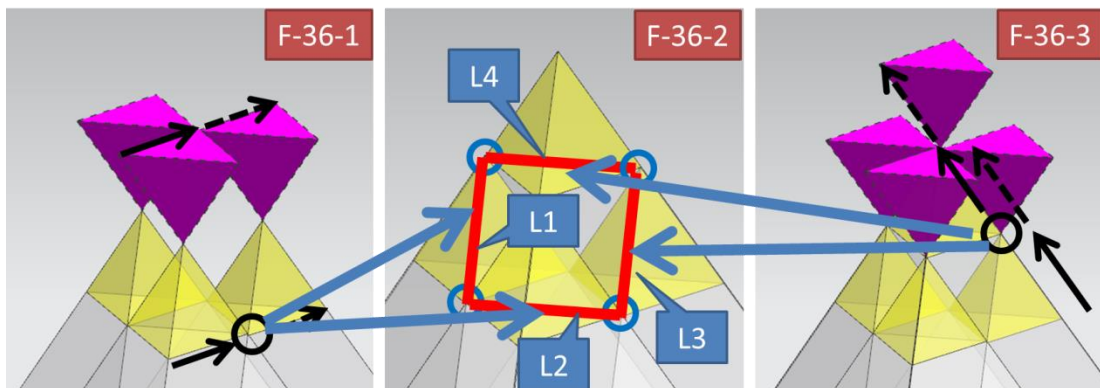
Each progressive step change is synchronous with other relative levels change. As figure-34, it make the change of the first step in the first horizontal arrow for example, figure-34-1 it represent the dimension itself change of projection point AO, it is from position O to position A. Figure-34-2 it represent the synchronous change (in four green arrows) of projection point AO. Figure-34-3 it represents the synchronous change (in three vertical arrows) of the first step of projection point AO. Now the projection point is changed from position A to position B. So the projection from position O to position A, it change into the projection from position B (changed position O) back to position O. It is how to start from position O and then back to position O that is based on view position A.



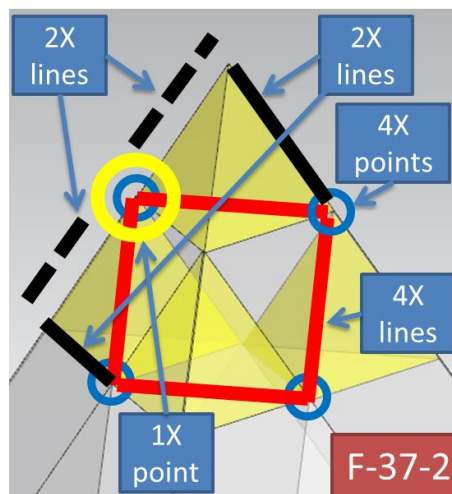
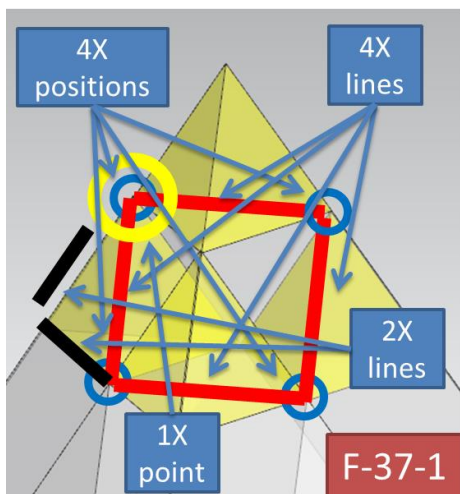
(Paragraph-55) When the dimension expression is changed from the first element expression to the second element expression (start next dimension expression), the progression based on synchronization it will be on the next synchronous expression. As figure-35, each progression level change will be projected onto a position, and three projection positions represent three progressive level changes. Including the position of closed base point, there are four positions.



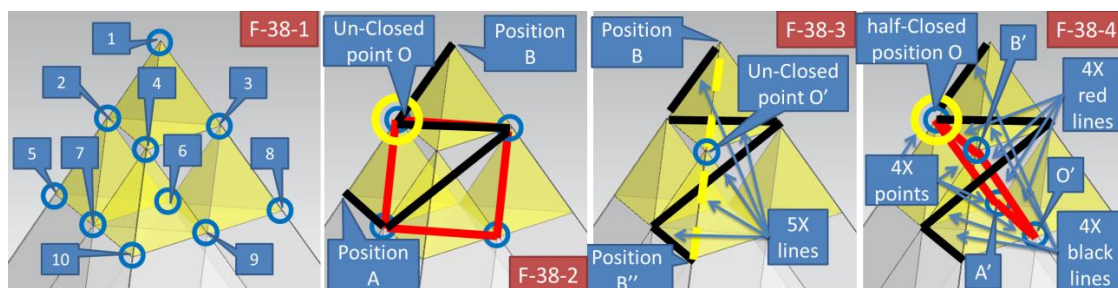
(Paragraph-56) These four positions represent the synchronous expression from the progressive expression (the progressive expression is based on last synchronous expression). From the synchronous expression back to the next synchronous expression, it is a half-close of dimensional change itself. The cross point of L1 and L2 in figure-36-2, it change onto the position as figure-35-3 from the synchronous expression to progressive expression. And after the process change from progressive expression back to next synchronous expression, the position A is on position O (changed position A) with dimensional change. So the point in black circle as figure-35-4, it is represented by the cross point of L3 and L4 in figure-36-2. Figure-36-1 is the expression of point on position B. Refer figure-17, the change is from position 3 to position 4, and relative reverse change from position 4 to position 1. Figure-36-3 it is the expression of point change from position B to changed position A.



(Paragraph-57) As figure-37-1, it is the expression of ten points to close one line. Two black lines and four red lines and four positions (four positions are projected by line), these ten represent the line (the line is projected into the half-close base point O as yellow circle) by the open end of these two black line. One point is represented by two positions. Refers figure-31-2, at first two positions for projection point O are projected onto position A and position B (position A and position B themselves already changed with dimensional change), and they formed two black real lines as figure-37-2. And then they form two black virtual lines as figure-37-2. When the position A and position B are projected back onto position O, so figure-37-2 it represents twelve line to close a point. Four black lines and four red lines and four positions in blue (four positions are projected by line), they close the base point in yellow circle. They are the exchange expression of these two half-close in 3-D. The number expression is  $1X,(2X,4X,4X)—1X,(2X,2X,4X,4X)$ . By take  $(2X, 4X, 4X)$  out, it is  $(1X—1X, 2X)$ ,  $(2X,4X,4X)$ . and by take  $(1X)$  out, it get  $(0X—2X)$ ,  $1X, (2X,4X,4X)$ .



(Paragraph-58) As figure-38-1, it represents position one by one in ordinal number for express the change exactly. Figure-37, it is the close of projection position O by position A and position B. And as figure-38-2, the four black lines represent progressive changes of position A (based on two element expression in one dimension), while the four red lines represent the change of position B (the position B is the projection point BO as figure-13). Refer paragraph-17, after the position A is projected onto position B, meanwhile the position B is projected position B''. Now the position A is projected onto position B'' actually. So the first step in figure-38-2, it is expressed in reverse from position B'' as figure-38-3, and the line AB in figure-31-2, is changed into line B''B in figure-38-3. As figure-38-4, position A' and position B' represent the change of relative projection point O from position A and position B (refer figure-17-3, the position 1 of 3-D 1234 is represented by position 4, it is the position B'. while the position 5 of 3-D 2567 is represented by position 6, it is position A'). The position O' represent the dimension change itself, so the four red lines in figure-38-2 are changed into the four red lines in figure-38-4.



(Paragraph-59) By the position numbers as figure-38-1, we express the projection between figure-38-3 and figure-38-4.:

- 1) Refer figure-29-2, line 57 is represent by line 710 in figure-38-3;
- 2) Refer figure-31-2, in the dimension expression based on the second element

expression, line AB is represented by position 3 and position 7, while line AB is projected from line AO in figure-7. So the two points of line 25 (line AO) are projected into point 3 and point 7, the line 25 is project into line 37;

- 3) As figure-17-3, two relativity element expressions close one dimension, it is overlap the first step in positive with the one reverse step, it can represent the dimension change itself in the first synchronous level. So the line 13 in figure-37 is represented by line 12 and line 23 in figure -38-4.
- 4) As figure-17, 2-D 123 is represented by point 4 in 3-D 1234; and 2-D 257 is represented by point 6 in 3-D 2567. It is the relativity position change.
- 5) Position 7 is projected two times (one time is projected into line 57, another time is projected into line 25. The line 25 is projected into line 37, and line 37 cross with line 57 on position 7), so two projection of position 7 are projected into point 7. And the point must be represented on position with dimensional change. Including the first step change of position A (line 710), now we get the changed point A on the position B'' (the cross point is position A by line 57 and line 25).
- 6) Refer figure-11, the figure-38-4 expression is in three steps: at first position A and position B are projected position O; and then position B is projected into position A' (in figure-11, the B' of expression AB is relative with the A' of expression BA in vertical), meanwhile the position A is projected into position B'' (As figure-11-3, it is the exchange between two B''s in relativity expression).

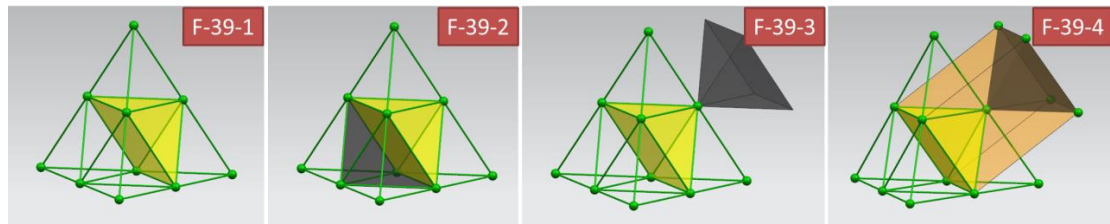
(Paragraph-60) For dimensional change itself, the first element expression is change with



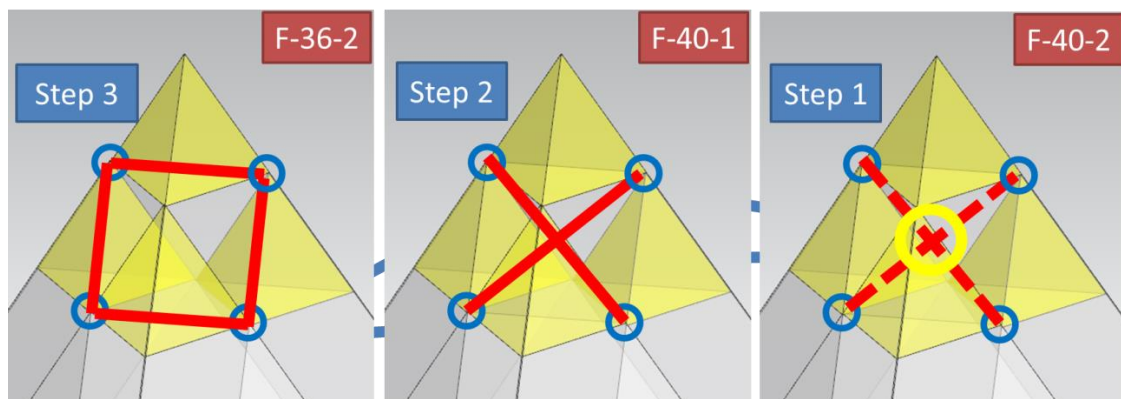
the second element expression in a same time (synchronous change is in a same time with progressive change). As figure-38-2, the four black lines represent progressive change, and the four red lines represent synchronous change. In the second progression change level (the second black line 37), as figure-38-3, position 3 is projected by position 2, while the half-close of these four red lines is projected by position 2 also. So for the dimension expression on position 2, the position 3 is parallel with the half-close of four red lines. So in dimensional expression, it can observe the half-close by four red lines from the position 3. Based on half-close base point O (dimension expression on position 2), we define the relative parallel half-close of four lines from one observation position, to the plane. The plane is represented by the projection again based on the 3-D projection, so in reverse expression, the line is relativity 2-D, and the plane is relativity 4-D.

(Paragraph-61) As figure-39-1, it defines the position 3 in figure-38-3 with the half-close plane to a body. And then as figure-39-2, it represents the second progression level step in the third progression level step (it express the first element expression of the next dimension based on the second element expression of the last dimension). Because the progression is based on synchronous change, it is expressed on one same position (position 3). So it represents these two synchronous element expressions of dimensions on a same position (position 3) as figure-39-3. Finally as the cuboid of figure-39-4, it is a half-close expression of the cuboid center in the cuboid. It is the progressive expression based on synchronous dimension expression, and it represents the two half-closes (two half closes refer position A and position B in figure-31-2) on a same position (position 3). It

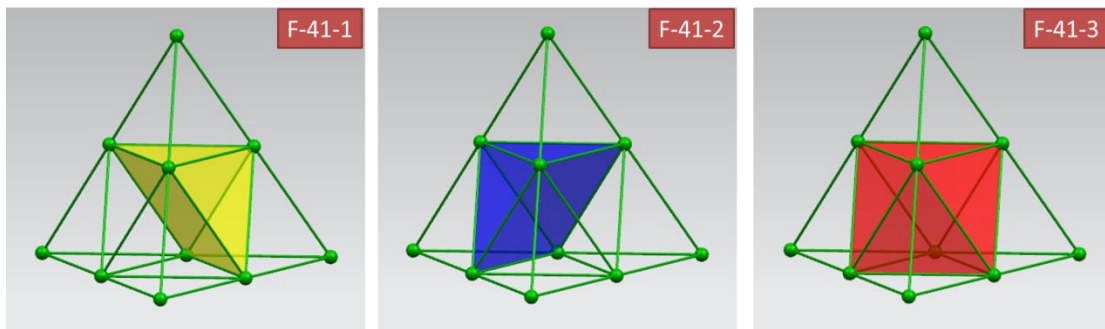
is the progression in synchronous.



(Paragraph-62) The change process of these four positions in figure-36-2, it is represented by figure-40. The figure-40-2 it represent the step1 in figure-6, and the figure-40-1 it represent the step2 in figure-6, and the figure-36-2 it represent the step3 in figure-6. Refers the change from expression AO to expression AB, two position expressions are derivated to three position expressions. It is the indirect projection of the last two positions. So the third axis was projected into the center point in yellow circle as figure-40-2. The first position is changed into the second position with dimensional change. Meanwhile the second position is changed into the third position with the dimensional change. The third position is projected into the third axis, so the third axis is indirect projection based on the last two position expressions in next dimension (line is projected into point as figure-40-2).

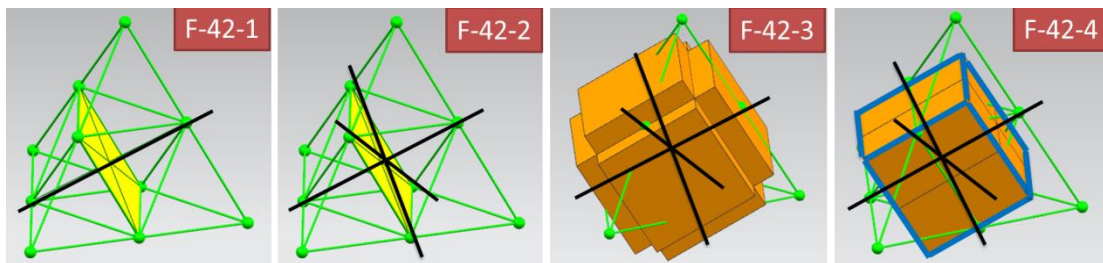


(Paragraph-63) As figure-33 it represents three levels of horizontal arrow in each vertical arrow, it is the expression of three progressive steps in one dimensional change. And as the synchronization of green arrows b three steps of horizontal arrow, each step of progressive step is relative with other three relativity progressions (three green arrows after the first green arrow) in horizontal. As figure-41, it represent three steps in green arrow by three kinds of colors in yellow and blue and red for clear understanding.



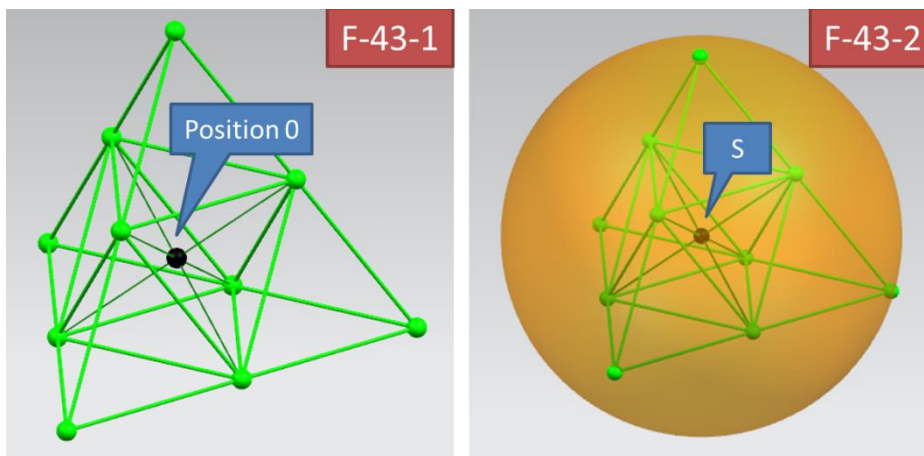
(Paragraph-64) The line 25 in figure-38-1, is projected into line 37 as figure-38-2, and then is projected into the body as figure-39-1. So as figure-42-1, it represents a progression level by an axis (such as line 37), the open ends of axis represent the close is half-close. Refer figure-24 and figure-25, and we overlap half-close centers of these three progression levels onto a same position, so that we can close progression levels in synchronous again. While the levels are projected onto the cross as yellow circle show in figure-40-2, so as figure-42-3 finally, it is projected a complex body by 36 planes, and the body center is on the center of tetrahedron. According the intersection with one another of three axes in figure-40-2, it represents twelve blue intersection lines in figure-42-4. And then these twelve lines close a cube body. The body is built by lines, as figure-33, there are four progressive step level including dimension expression itself, and  $12/4=3$ . That is

why 3-D is represented by three continuous lines. After the first green arrow projected on to the second one along horizontal in figure-33, it represent the cube body is divided by three planes of three axes projection in figure-42-4. It represents the relative synchronous of 8 cube bodies (relativity bodies divided by one another of three planes of axes as figure-42-4). And as figure-26 and paragraph-37, the minimum real reverse of view point is directly relative with the maximum virtual positive of base point. So we define the body (built by 8 relativity bodies, and relative with the maximum virtual positive) to the space. As paragraph-38 to paragraph-45, the maximum of virtual positive expression is a constant, so the space is constant. The space is represented by lines, but it is synchronous projected in progressive levels by plane. So in synchronization based on progression, the space is relativity 5-D. As figure-42-3, we define the three black lines cross in the center point to absolute 3-D. The 3-D definition in figure-17-4 is the relativity 3-D.



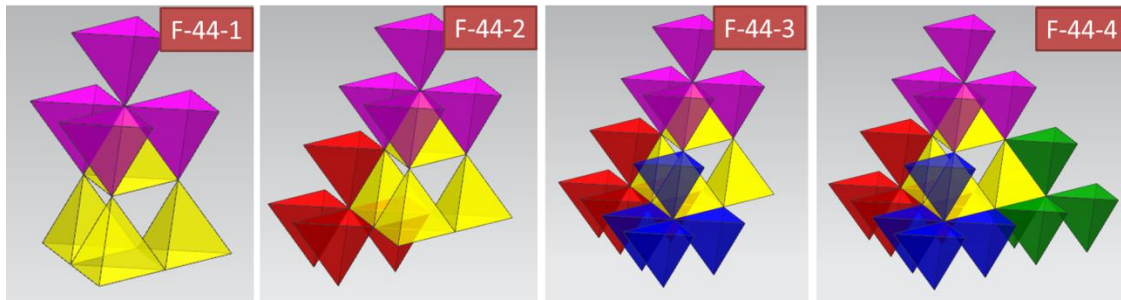
(Paragraph-65) In 3-D 1234 of figure-38, half-close of plane represent the close of position 2 (base point), and half-close of cuboid represent the close of position 3, the position 4 and the position 1 still are in open. As figure-42-3, after the three progression level steps build a half-close on the cross point 0 (the cross point position see in F-40-2). The point 0 is projected back to position 4 and position 1 in dimensional change, so the position 4 and position 1 are closed as figure-43-1. Three phase points relative represent the close of

base point, so when three phase points are closed, including the close of base point, there are four points' closes. As figure-43-2, the four vertexes are in a same step as four green arrows in figure-33, it represent the dimensional close by the virtual positive 3-D (the maximum virtual positive 3-D as in F-43-1). Based on these four closed points, the sphere (the sphere is surface actually, it is empty inside) represent the close of the dimensional close by all of relative virtual positive 3-D expression (astronomy numbers of virtual positive as paragraph-43, actually figure-43 is too much big.). The ball is the progression expression of the elements in dimension, and the element is from synchronization to progression. The center is the synchronous expression of element itself changes in dimension expression, and the element is from progressive back to next relativity synchronous. It is relativity element expression of sphere.

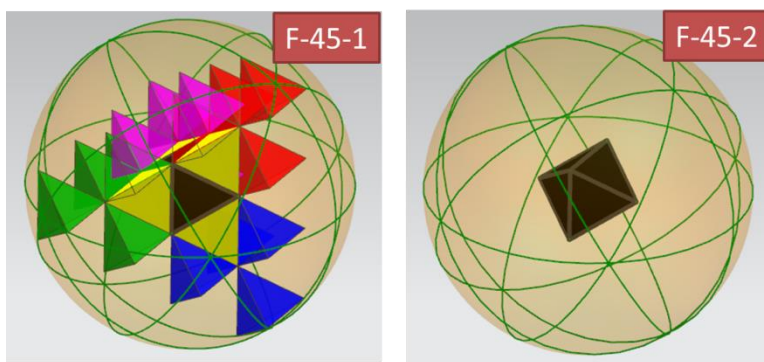


(Paragraph-66) Let's turn back to the begin hypothesis, it the point projected from position A to position O, and it extend to the third position B. The point is the closed projection by two positions. With the derivation going on in further, now we find whatever position it starts from, the relative dimensional close will be on the center of the sphere. The position B in the begin hypothesis, it is a one of the vertex in virtual positive 3-D, and this virtual

positive 3-D is closed by the center of the sphere finally. As figure-44 and based on one vertex, we represent the synchronous projection of other three vertexes (refer four green arrows in figure-33), it is absolute half-close in virtual positive 3-D (the absolute is relative with the dimension itself).

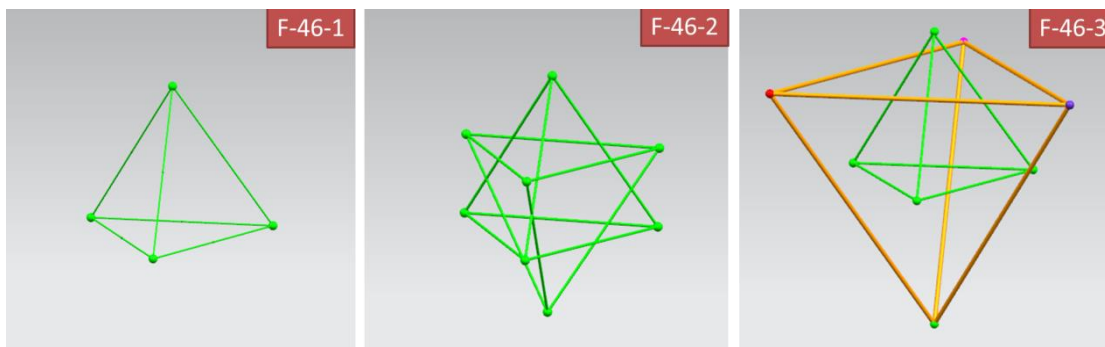


(Paragraph-67) Similar with figure-45-1, when astronomy numbers of dynamic progressive half-closes are projected into a static synchronous half-close (ball surface), the solid ball in 3-D is completed. The eight cubes in figure-42-4, represented by the eight triangle surface of the black octahedron in figure-45-2. It is the expression from body to surface in absolute.

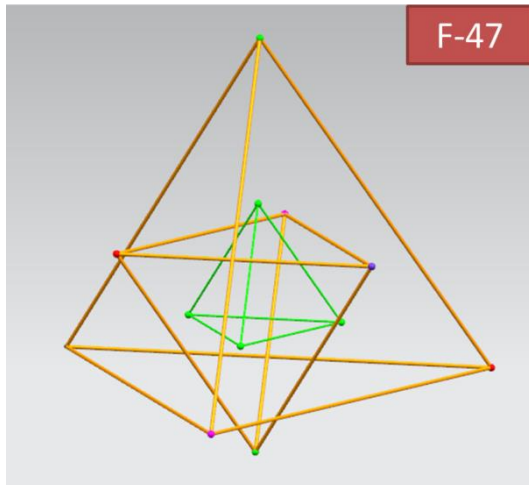


(Paragraph-68) The figure-46 it expresses the change process of the three kinds of arrows in figure-33. The figure-46-1 it represent the horizontal arrow, the four vertexes represent the four steps in the first horizontal arrow. The figure-46-2 represent vertical

arrow, the coincidence center represent the relative synchronous between the horizontal arrow and the next horizontal arrow. Tthe overturn between two 3-Ds represent progression in relative, it is the expression from the horizontal arrow project onto the next horizontal arrow along the vertical. The figure-46-3 it represents the green arrow, and refers paragraph-33, each step will be enlarge X2, so the next 3-D is turned over and enlarged by X2.



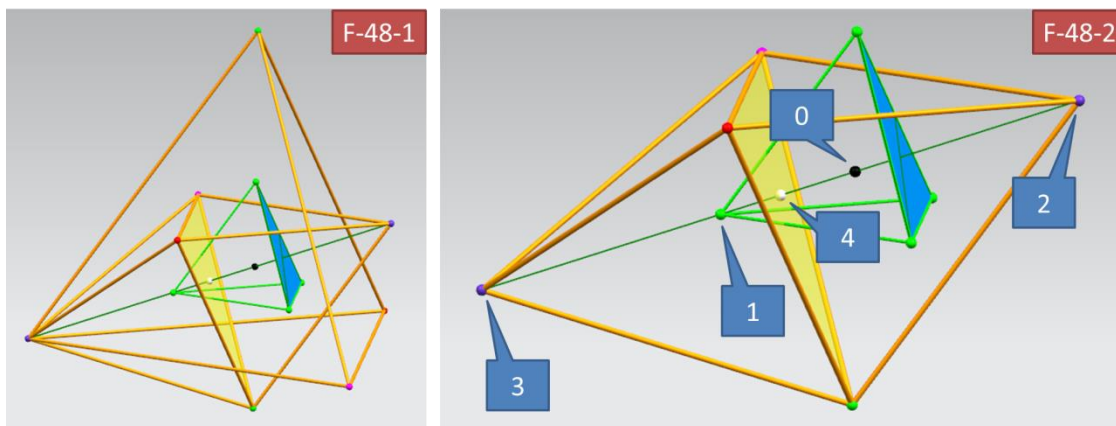
(Paragraph-69) Refer figure-33 the second green arrow from the first green arrow along horizontal, we project figure-46-3 in next. Similar with four point built three line in linear, there is only three level changes between four green arrows. Then we get figure-47, the outside 3-D represent the third level change (overturn and enlarge 2X again) based on the second level changed. As figure-47, it is the secondary relativity dimension change. Each element expression is in dimension expression, so each element expression is one kind of dimension expression at first, it is one 3-D. The change from the first element expression to the second element, it is the change from the first 3-D to the third 3-D (refer the expression changes from position A to position O, and then to position B)



(Paragraph-70) The change between a couple of relativity elements, it represents the dimensional change itself. So based on the change between a couple of relativity elements, the next level 3-D change is the expression of the next dimension (the dimension itself is a concept first, and then the concept is an element in dimension expression. So every element can be represented by 3-D in dimension expression). That means all steps will be restart again in next dimension expression. As figure-6, for position A, it will be projected on position O after the third step, now position A is on the original position O after dimensional change. As figure-31-2, the close of position O is represented by expressions of position A and position B. It is positive projections from position A to position B, meanwhile it is reverse projection from position B back to position O. So after the third step and before the fourth step, the projection will be back on position O. It is the start point change between continuous dimension expressions. Finally based on figure-47, it overturn and enlarge X2 again, and it get figure-48-1. As figure-48-2, the projection it is start from position 0 to position 1, and then from position 1 to position2, and then from position 2 to position 3, and then from position 3 to position 4 (in next dimensional

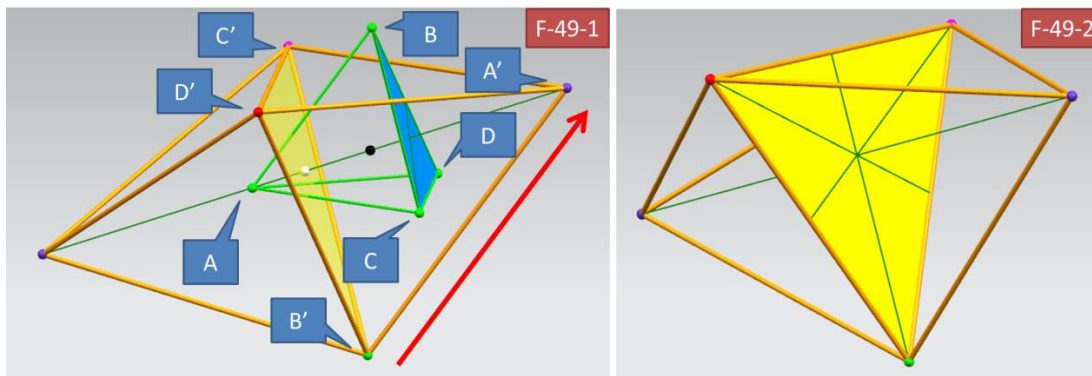


expression cycle, the position 4 is the relative start position 0' by reverse transfer. Refer the complete binary-2 description in paragraph-136, Position 0 and position 4 and position 0' is the carry expression of binary-2). It is the projection of real reverse in opening-close cycle by 3-D expression. For opening-close, the opening is the relative with center transfer, and the close is relative with the stability of the whole 3-D cycle. The binary carry it is similar with the third level change of green arrow in figure-33 (the expression is changed onto the fourth green arrow), when the close from the picture 2 to picture 12, the dimension is closed. It is back to the start point in next relativity dimension.  $1=0, (12+(-2))$ , it the carry in binary-10.

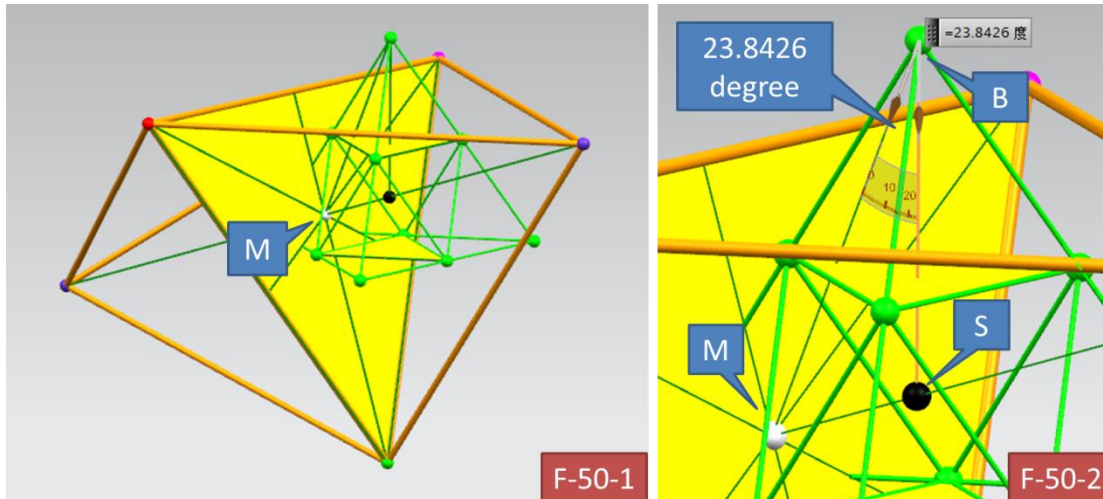


(Paragraph-71) As figure-11, the expression A' in expression AB is relative with the expression B' in expression BA in vertical. So as the red arrow in figure-49-1, it synchronizes the expression B' onto the expression A'. The twenty picture in figure-33, it is the opening-close expression in only one dimension. So refer the synchronous reverse as figure-17, in the first horizontal arrow of next group of F-33 (it means in next dimension expression), expression B' should be projected onto plane A'C'D'. But the exchange between expression A' and expression B', it represent the change of dimension itself, and

it already changed, so it is changed into the expression  $A'$  is projected onto plane  $B'C'D'$  as figure-49-1. And the start position of projection point (in next dimension expression) is position 4 as figure-48-2, it is the expression between position 2 and position 4. Three phase points in third step of figure-6, they are represented by three vertexes of yellow triangle in figure-49-2. It means: three behind pictures in horizontal arrow, represented by three levels of vertical arrow in next group of F-33. While the change of four first pictures in four horizontal arrows represents the dimensional change itself in green arrow.

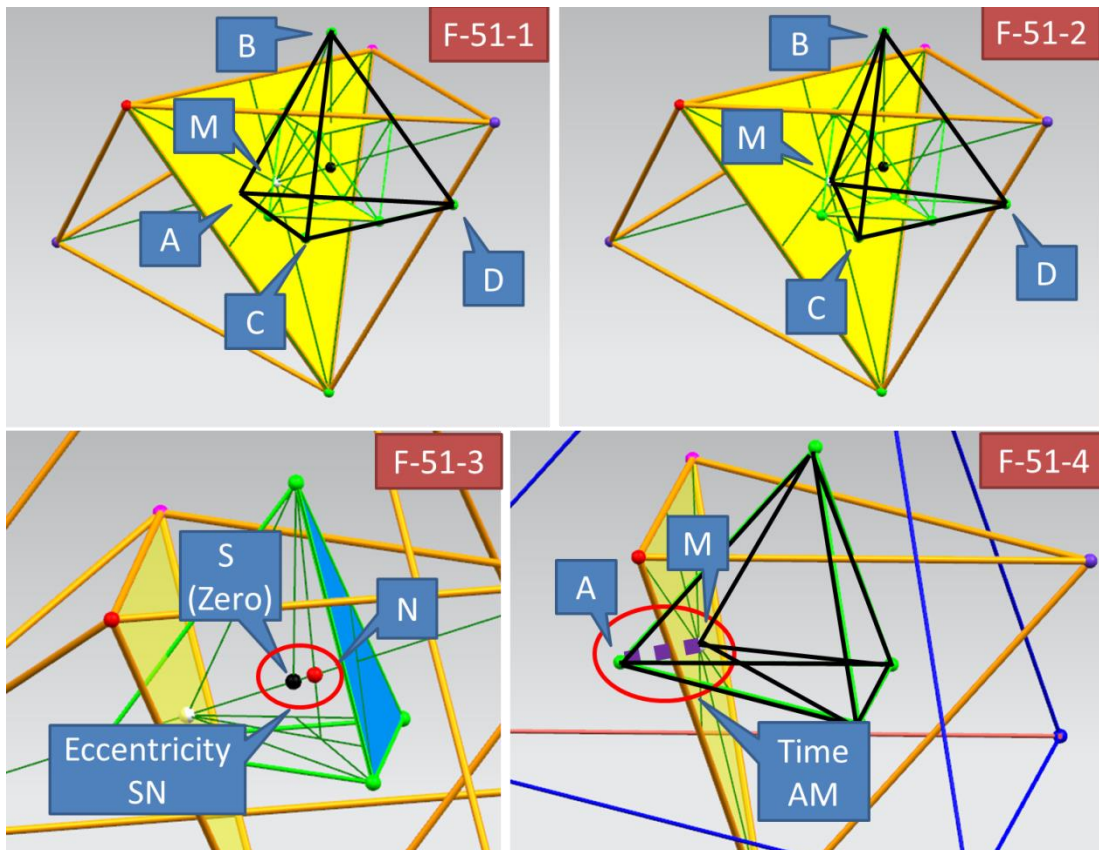


(Paragraph-72) Refer figure-22, it represent the cross point (projection point on the position 4) of these three lines by a white point M in figure-49-2. And then it get figure-50, it is the 1-D point expression of phase-base in 3-D. Now there is an inclination angle by point M and point S (ball center) and point B (the point on position B). It is angle  $MBS = \text{degree } 23.8426$ . It is the relative transfer inclination angle between two continuous dimensions (two continuous groups of F-33).

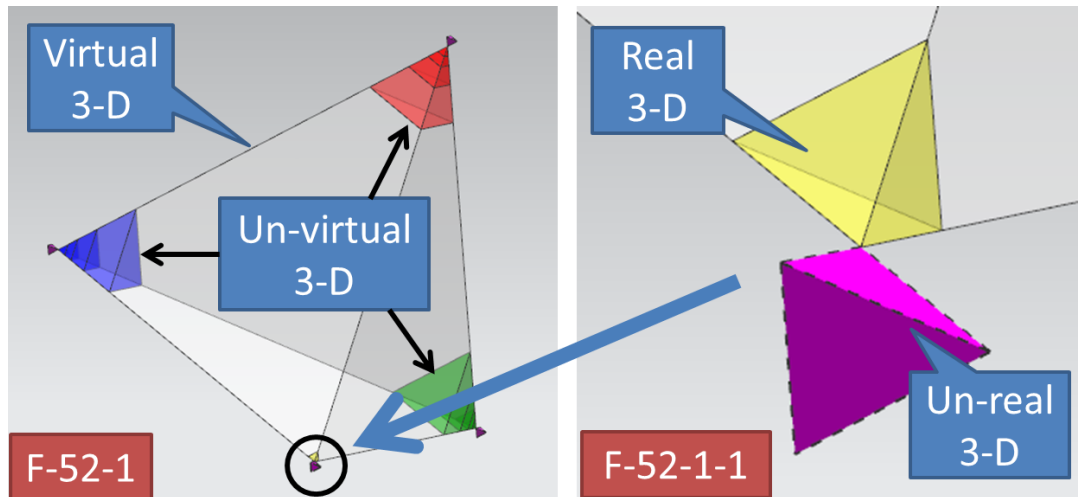


(Paragraph-73) Each exchange between the synchronization and graduation, it is a change of the dimension. Observe from position A, after three times of dimensional projection, the point on position B is projected into point M. As figure-51, the body ABCD is changed into body MBCD, the 3-D gravity has been transferred in a constant eccentricity. The eccentricity is relative by ball center, and the ball center represents the whole ball, so finally the whole ball has a transfer track on a ellipse. And as figure-45-1, the astronomy numbers of progressive changes are projected into a static ball, and it means every phase point will be relative transferred with the dimensional change itself. We derived the cube and the ball before, now we can say the change between the cube and the ball is represented by the transfer inclination angle MBS and the eccentricity. These four constants, is the essential expressions of the opening-close in completely. The virtual purple line AM in red circle as figure-51-4, it represents the transfer of 1-D (because two continuous positions in one point expression, so the line AM is the projection of one point.) expression between continuous dimensions. We define the line AM to the time. The time is the projection expression from the relative synchronous to the relative

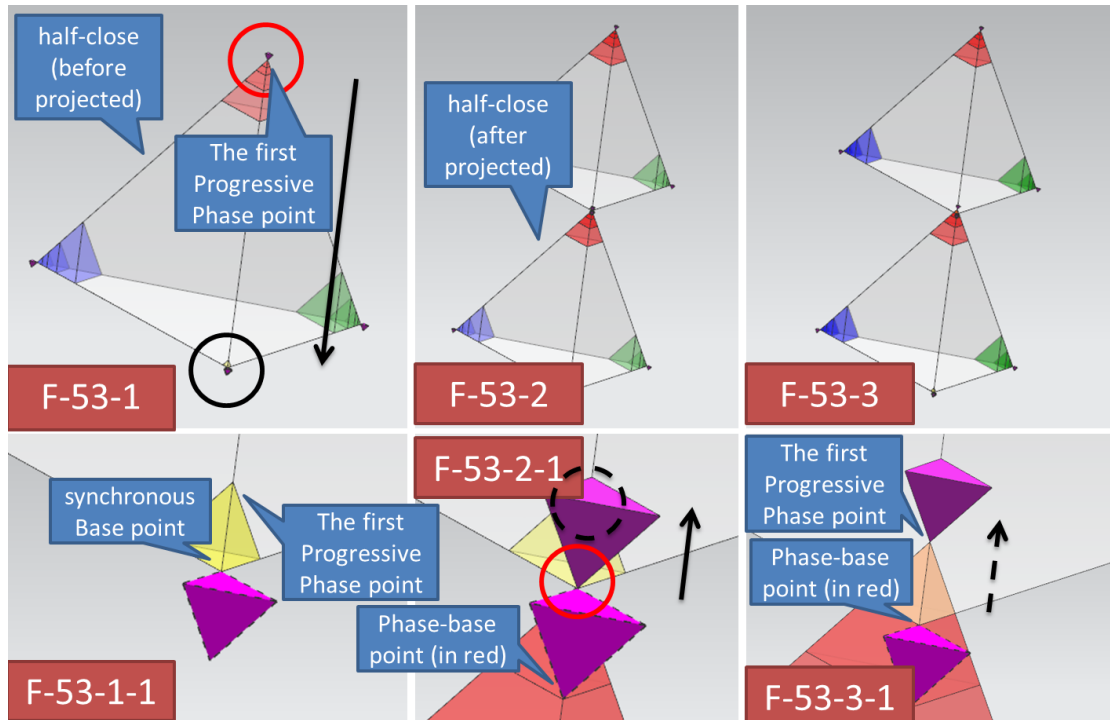
progression between two continuous dimensions. Refer figure-51-4 and figure-42-4, we know the body in figure-39-1 is the expression by the exchange between the time and the space. We define the body in figure-39-1 to time-space, and define the two relative time-spaces in figure-39-2 to field-space. It is the two relativity time-spaces of two relativity element in one same dimension. There are five positions in each time-space, so it is relativity 5-D. There are ten positions in each space-field, while eight positions are overlapped into four points on one plane. So there are two positions remain. That is the exchange expression between relativity binary-10 (absolute reverse binary-1) and absolute binary-2. Four points represent the change of these two positions, and it is the exchange expression between relativity binary-2 and absolute binary-2.



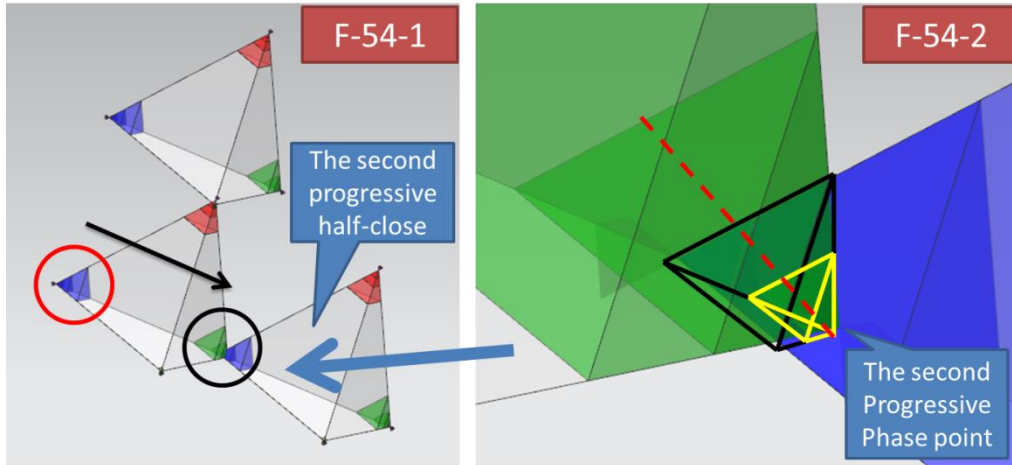
(Paragraph-74) Now we already described how to express the second group of F-33 in the first group of F-33. It is similar with the expression from view position A to position B in figure-13, it is the expression of projection point BO after it closed position O. Then we will show the process expression for represent the third group of F-33 in the second group of F-33. As figure-13, the projection of point AO by expression BO, it is the third group of F-33. The special attention is these three groups of F-33 represent different close in 3-D expression. A dimension is built by two elements, and the first group of F-33 represents the close of the first element, and the second group of F-33 represents the close of the another element, and the third group of F-33 represent the close of the dimension itself. As figure-52, the first group of F-33 is represented by real 3-D. The second group of F-33 is represented by three parts: 1). three un-virtual 3-Ds in red and blue and green represent three vertical arrows; 2). four level changes in each un-virtual 3-D represent four steps in each horizontal arrow; 3). three un-real 3-Ds (except the un-real 3-D relative with real 3-D) represent three green arrows (except the first green arrow, the first green arrow is relative with real 3-D that is represent the first group of F-33). As the end of paragraph-71: “three behind pictures in horizontal arrow, represented by three levels of vertical arrow in next group of F-33. While the change of four first pictures in four horizontal arrows represents the dimensional change itself in green arrow”. So we start the change from four pictures of the first horizontal arrow of the third group of F-33. (Including the dimension change itself, there are four steps in each horizontal arrow).



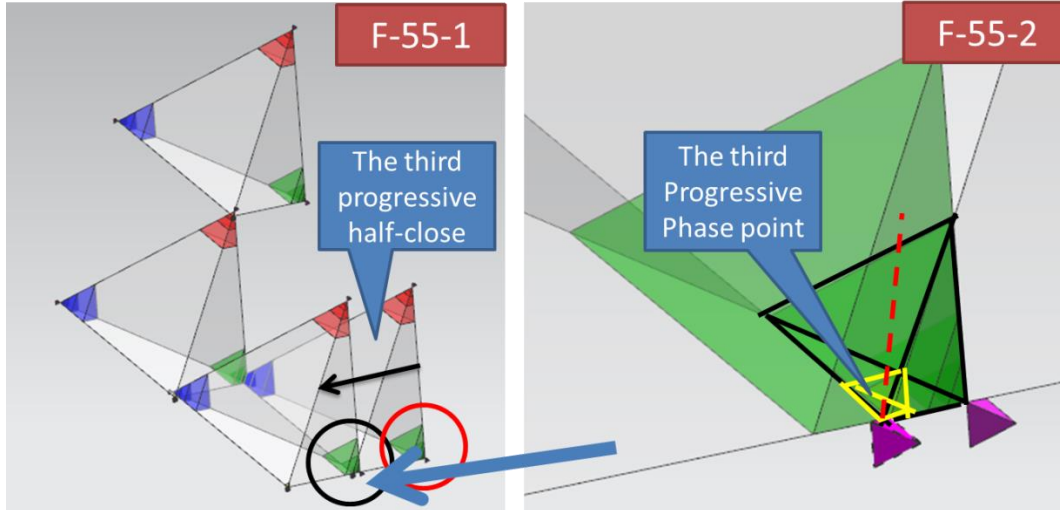
(Paragraph-75) The first step, the change of red un-virtual 3-D. Based on the last two groups of F-33 in dimensional expression, the base point of the third group of F-33 can directly synchronize with the phase point of the third group of F-33, so it project (transfer) the whole half-close 3-D from the phase point in red to the base point. As figure-53-1, the whole half-close 3-D is transferred from the phase point in red un-virtual 3-D to the base point along the black arrow, and it gets the figure-53-2. It represents the second group of F-33 in the first horizontal arrow of the third group of F-33. And then represent the real 3-D itself (dimensional change itself) by a step in real reverse, and it is the expression of the first group of F-33 here (in the first horizontal arrow of the third group of F-33.). The dimensional change itself is the relative exchange between base point and phase point (based on view point). So as the change from base point to phase-base point in figure-21-1, the first level of each un-virtual 3-D will be the real 3-D of behind dimension expression. So as the black arrow from red circle to black circle in figure-53-2, the whole half-close (after projected) has a progress step along the real reverse (before projected). Finally we get the figure-53-3.



(Paragraph-76) The second step, it is the change of blue un-virtual 3-D. After the first step, the second group of F-33 will be projected one time, so as the red circle of [figure-54-1](#) (projected by figure-53-3), the phase point of red un-virtual 3-D is projected in the blue un-virtual 3-D now. So the progression expression of the second group of F-33 is start from the phase point in blue un-virtual 3-D (red un-virtual 3-D is relative with the first group of F-33). As [figure-54-2](#) (the change process in detail is similar with figure-53, no more detail description here). The open direction of relative 3-D is represented by red line as figure-54-2

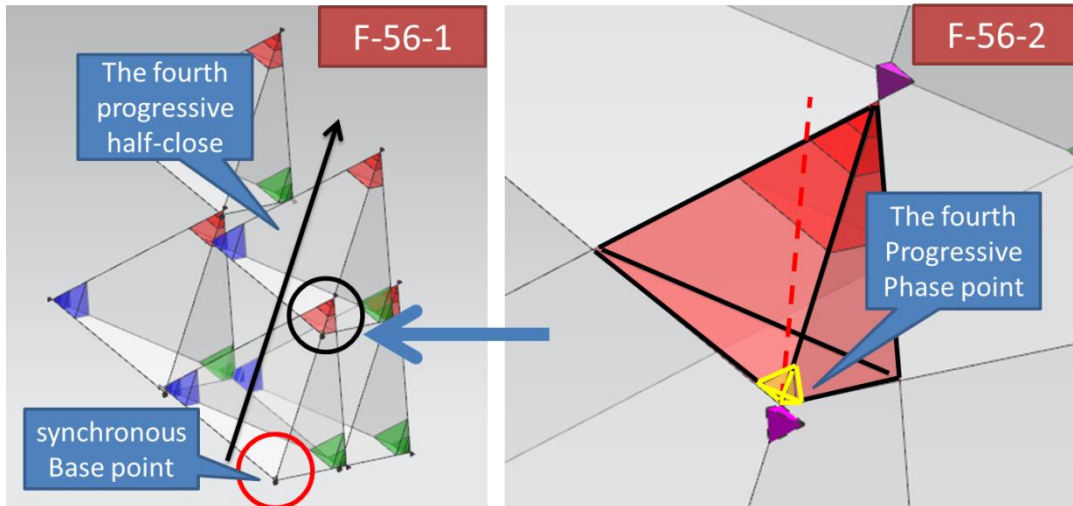


(Paragraph-77) The third step, the change of green un-virtual 3-D. It is same with the second step change, after the second step, the phase point in blue un-virtual 3-D is projected into green un-virtual 3-D. The third step start s from the phase point in green un-virtual 3-D, the third step represent by figure-55.

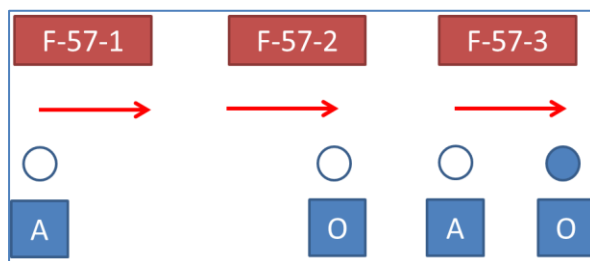


(Paragraph-78) The fourth step, it is the change of secondary red un-virtual 3-D. As figure-32-2, after the third step, it is back to the close of base point. So it is back to the synchronous base point again as the red circle of figure-56-1. These four steps, they are start from red 3-D, and back to red 3-D finally as figure-56.



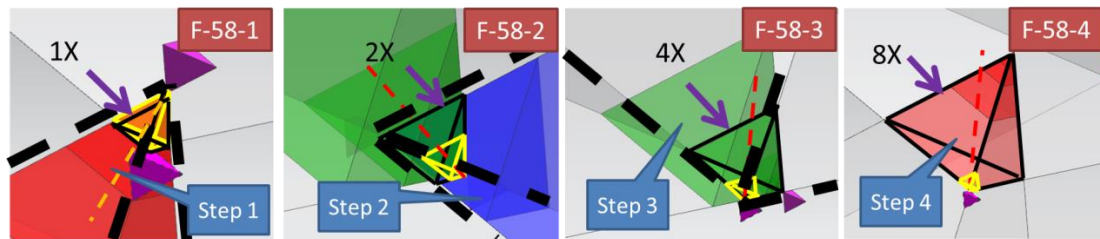


(Paragraph-79) As figure-57, the position O and the point on position O in the beginning hypothesis, they are derived by position A (the view position A, the observation itself is a projection, it represent by the red arrow in figure-57)). So all of hypothesis only is the one position A. And then we derived the position A is one of phase point by the projection of base point, while base point and phase points are projected by the ball center S (position 0, it is number 0). The fourth step, it is re-define the position A by the closed position O and projection point BO (observed in last two groups of F-33). Our derivation start from the position A, finally detached (it is beyond the hypothesis) the position A.

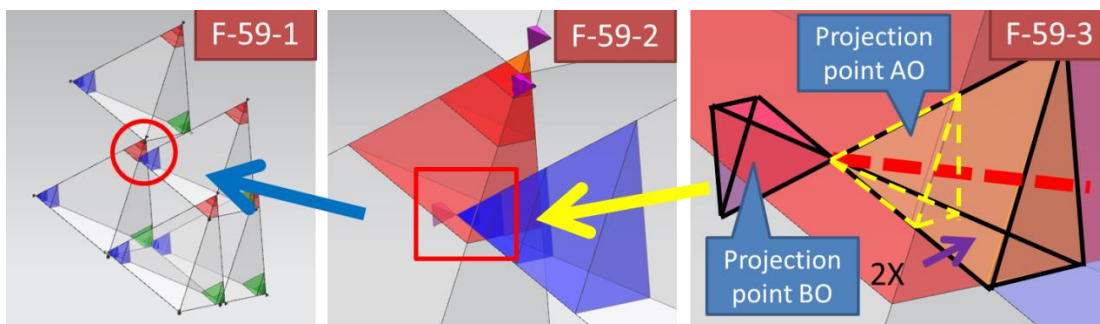


(Paragraph-80) As the change expression of the third F-33 in figure-58, and according the order of red-blue-green-red, it is the change of four steps of the real 3-D show in yellow

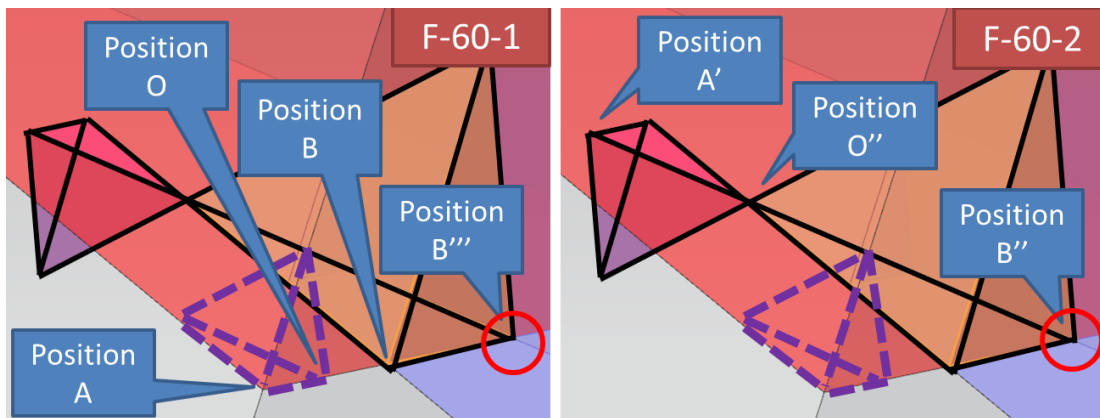
lines. The change of un-virtual 3-D is also relative with four steps, and they are progressive by enlarge X2 in each turn, and the red dot line represents the real 3-D opening direction. The level of each un-virtual in one step is different with others, the opening direction and the relative base point (phase-base) is different.



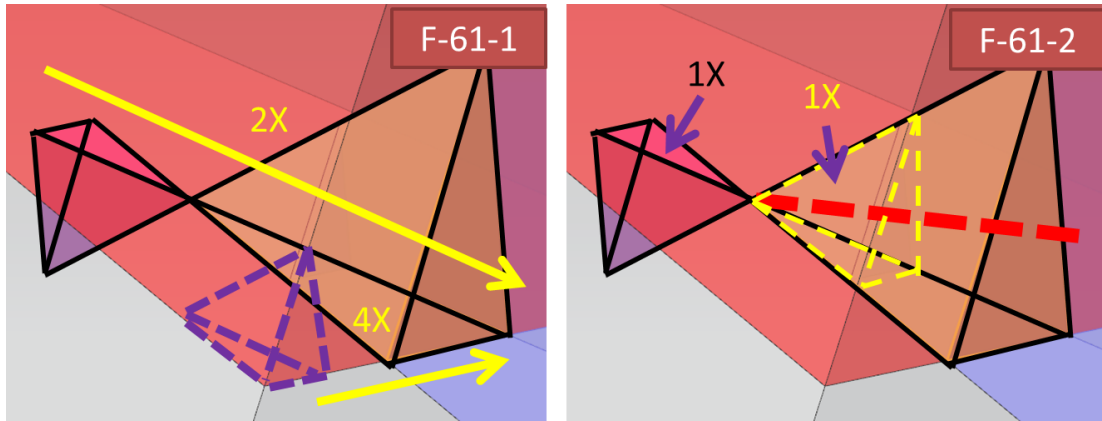
(Paragraph-81) These four steps represent the projection point BO (the un-real 3-D), how about the projection point AO? As figure-59, it is the expression of intersection 3-D between the first step and the fourth step, the figure-59-2 is the enlarge view of the red circle in figure-59-1, and the figure-59-3 is the enlarge view of the red wireframe in figure-59-2. As figure-59-3, from the progressive back to the synchronous (from the third group of F-33 to the first group of F-33 in next dimension expression), the 3-D in yellow dot line is the expression of projection point AO. The enlarged 3-D by 2X (the 3-D in black line, it contains the projection point AO), it represents the synchronous change in progressively. The red dot line represents the opening direction and relative base point position (in next dimension based on last three groups of F-33)



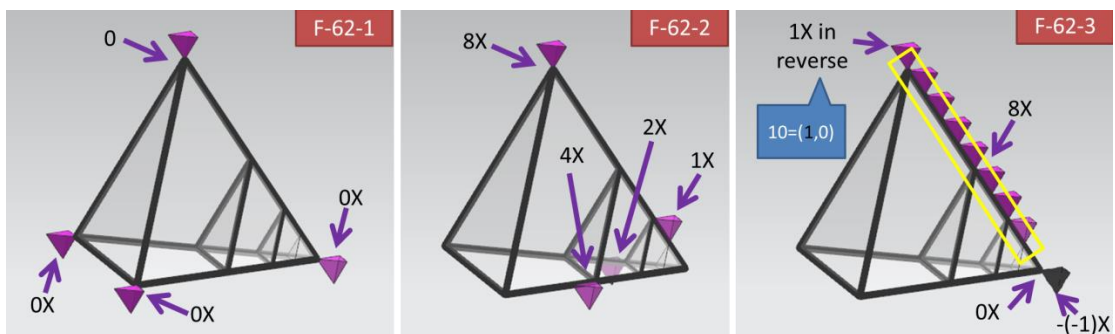
(Paragraph-82) As figure-60, it represents the position A and position O and position B. the figure-60-1 represent the position A and position B''' of expression BA in figure-11, and the figure-60-2 represent the position A' and position O'' and position B'' of expression AB in figure-11. As figure-11, the position B''' of expression BA, it is in a same vertical direction with the position B'' of expression AB. They represent point B together (changed position B).



(Paragraph-83) Dimension is represented by two relativity element, including the dimension itself of motion there are three elements to define motion in dimension. As figure-61, it explain how to get  $8X=4X*2X$ . From figure-53 to figure-60 we explained the change of  $1X, 2X, 4X, 8X$  in 3-D dimension. Finally we get the composite dimension expression of binary-10,  $10=(1+1+2*4)$ . The 1 represent each progression step, and the 0 represent they are the projection start from the synchronous 0, so  $10=(1,0)$ .

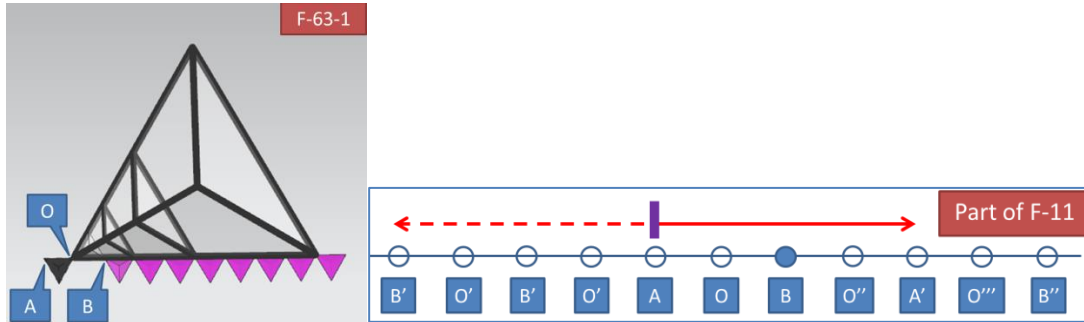


(Paragraph-84) After each four steps, the projection is back to the base point (relativity phase-base point). As figure-62-1, 0 represent base point, 0X represent phase-base point. As figure-62-2, based on observation point (phase-base point), the process of these four step contain overturn and enlarge and base point position change. As figure-62-3, but based on observation point (viewpoint, it relative with the base point in reverse), the change of these four steps are step in ten positions of a line in real reverse, and the step is one by one in these ten positions. It is the 3-D expression of the one real reverse. While three groups of F-33 represent the three real positives (three groups of un-virtual 3-D in red blue and green, they are relative with real -3-D).

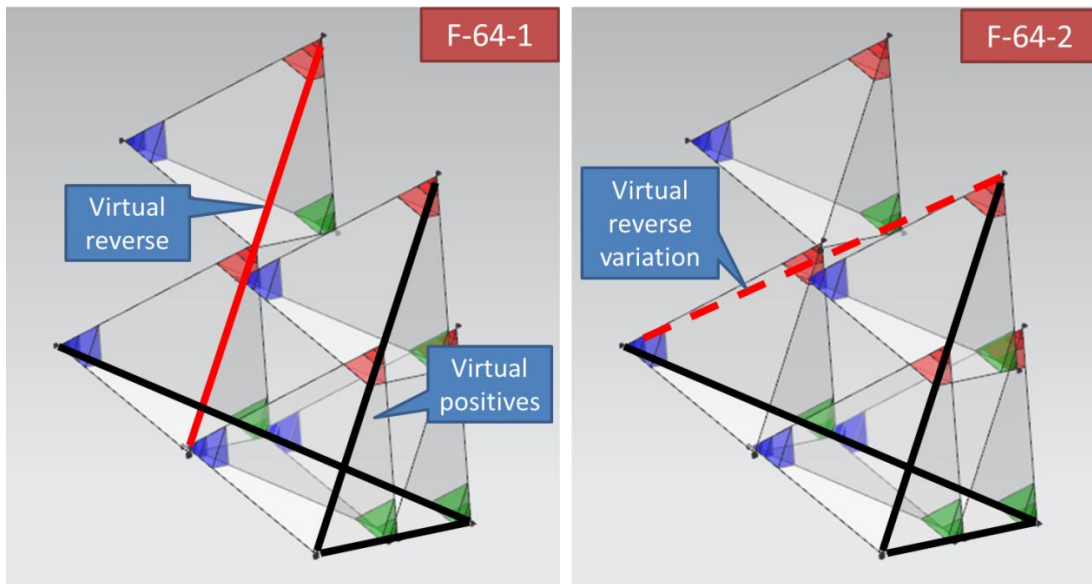


(Paragraph-85) The eleven positions in horizontal of figure-11, they are represented by a line in figure-63. As figure-62-2, projection is a close cycle in positive (start from 0, and

increasing to the limitation, and then back to 0 when it increased onto the limitation). As figure-62-3, the projection is an opening line in reverse (the line is step by positions one by one). It is Wave-particle duality of the substance (such as the light).

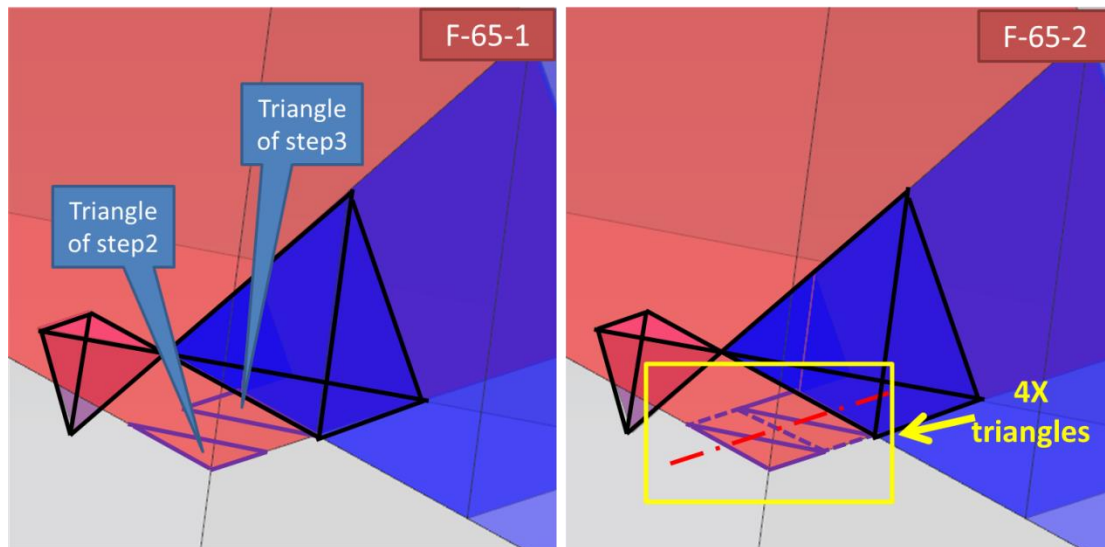


(Paragraph-86) As figure-64, the change of red un-virtual 3-D, it is the relative 3-D expression (three lines) in 3-D of the time, while figure-51-4 it is the relative 1-D expression (one line) in 3-D of the time.



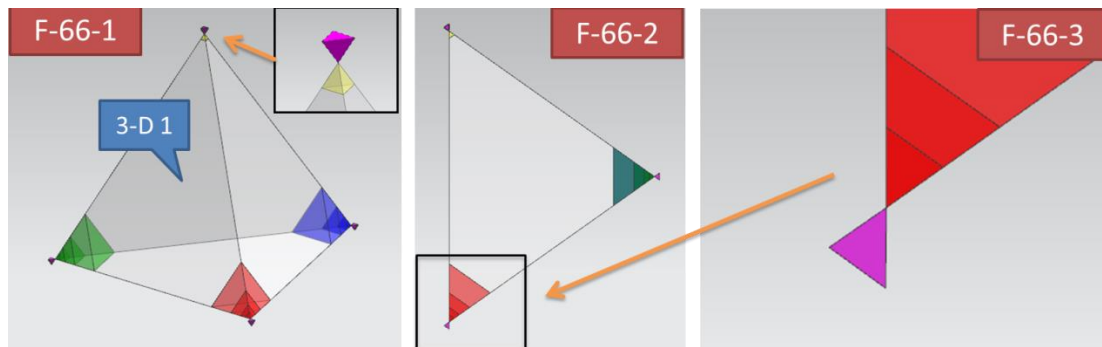
(Paragraph-87) As figure-65-1, in the intersection part between the first step and the fourth step, other two steps are projected (the second step and the third step) into two triangles, so the point is relative triangle in 3-D. As figure-65-2, there are four triangles,

including the four vertex of the parallelogram by these four triangles. That is why a body in 3-D has four point and four surfaces (these four triangle can build a tetrahedron by paper folding).

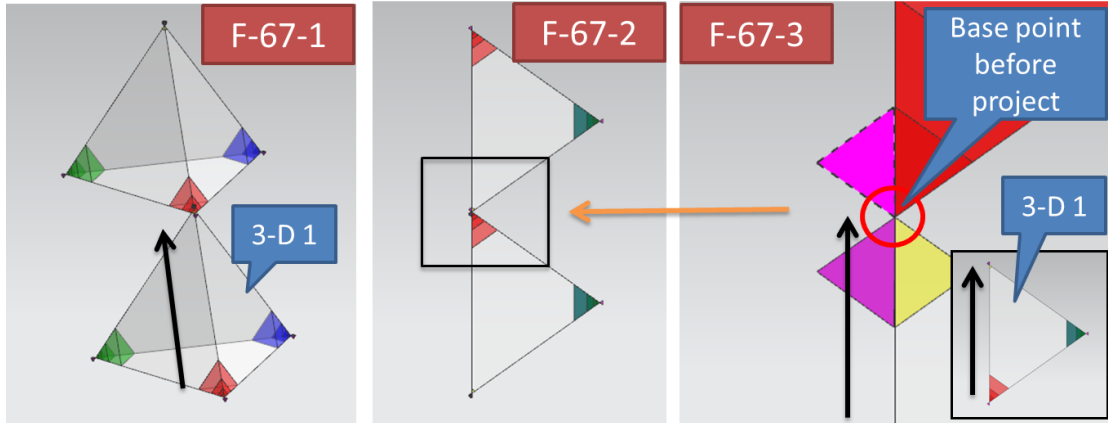


(Paragraph-88) From figure-52 to figure-65, it represented the level change of vertical arrows by the first horizontal arrow (in the third group of F-33). And then let's show the change of the green arrows by the first horizontal arrow (in the third group of F-33). At first there are four green arrows, and each green arrow relative with a step (a step in a horizontal arrow). The first green arrow represents the dimensional change itself. So the change steps between green arrows are three (such as from the first step to the second step, it is one of vertical arrow, and there are three change steps, so there are three vertical arrows changes), it is relative with the vertical arrow, while the vertical arrow represent three change levels of horizontal arrow, so we still represent the change of green arrow by these four steps of the first horizontal arrow. As figure-66-1, the half-close

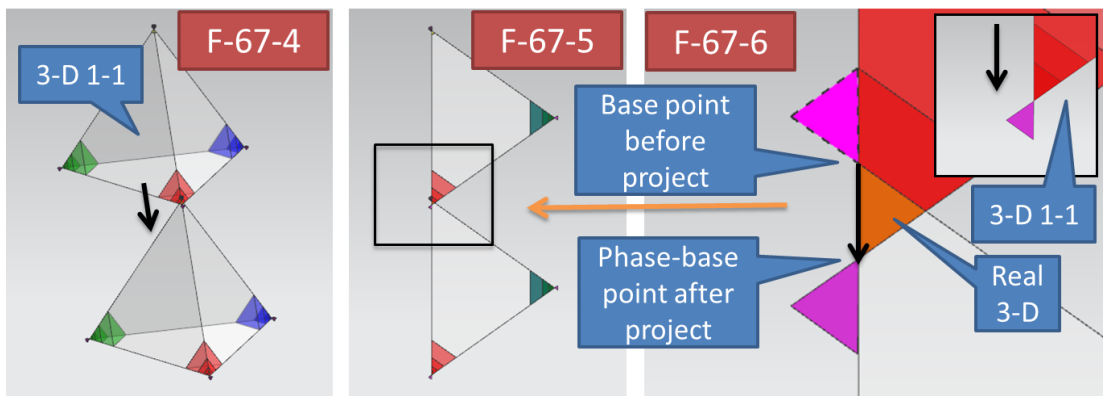
3-D represent the dimension itself, it is the first green arrow, and we call this half-close 3-D is 3-D 1 as figure-66-1, changed half-close 3-D is represented by 3-D 1-step number. And then we represent these four steps by red and blue and green, still start from the change of the red un-virtual 3-D.



(Paragraph-89) The first green arrow represents the first level step of the horizontal arrow. And then the first progression from the first step to the second step in the horizontal arrow, it is relative to express the transfer from the first green arrow to the second green arrow. At first the vertical change of the first progression, as figure-67, it represent the dimensional change of the first green arrow by 3-D 1 (see as figure-66-1). As the black arrow show in the figure-67-1, transfer the 3-D 1 from the red phase point to the base point, and it get figure-67-1. Figure-67-2 is the side view of figure-67-1, and figure-67-3 is the enlarged view of figure-67-2. The view in the black wireframe of figure-67-3, it represent the change 3-D.



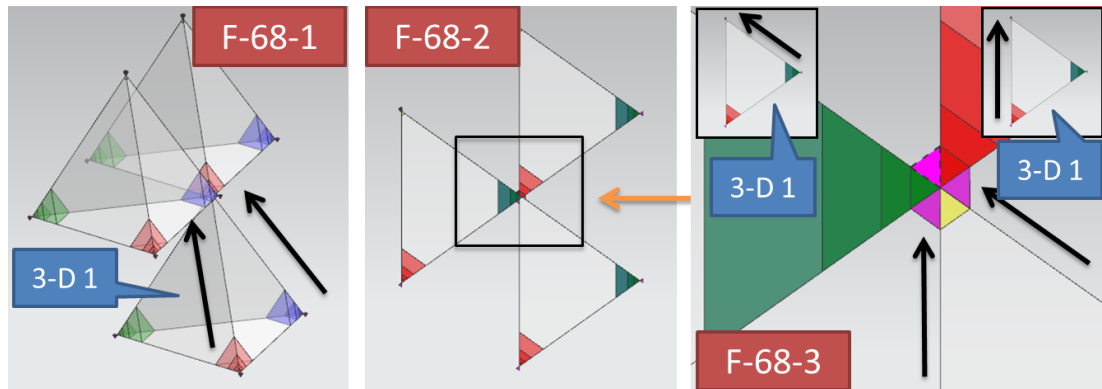
(Paragraph-90) And then the horizontal change of the first progress. As figure-67-4, it represents to transfer 3-D 1-1 (after changed in vertical arrow) a step along the real 3-D (the 0th un-virtual 3-D). The figure-67-5 is the side view of figure-67-4, and the figure-7-6 is the enlarged view of figure-67-5's black wireframe. And the view in black wireframe of figure-67-6, it represent the change 3-D. Each step is relative with two stage changes, the first stage is represented by maximum virtual positive, and the second stage is represented by real reverse (the real 3-D is the minimum). It is the expression of the transfer from the first green arrow to the second green arrow (in third group of F-33)



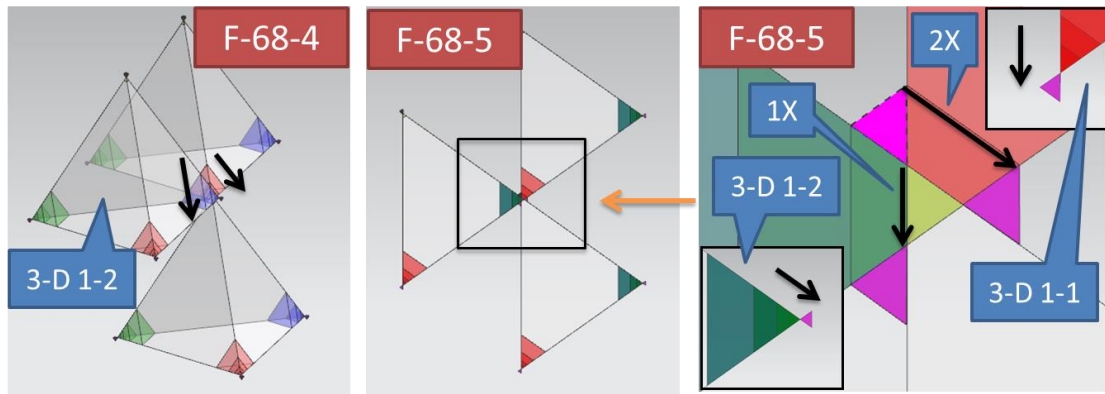
(Paragraph-91) And then the second level change from the second step to the third step in the horizontal arrow (it is relative with the change from the second green arrow to the third



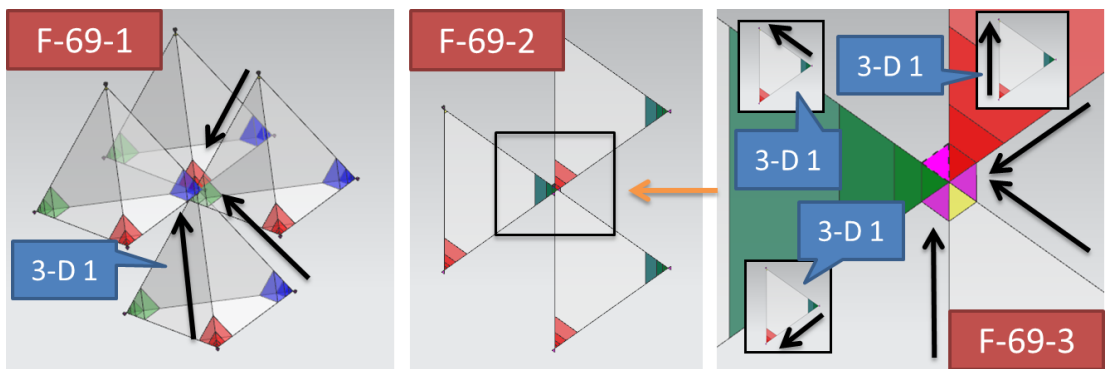
green arrow). At first, the vertical change of the second progress. The synchronous is overlapped with the progression, so the second progress is overlapped onto the first progress. Based on figure-67, transfer 3-D 1 from the blue phase point to base point, and then it get figure-68-1.



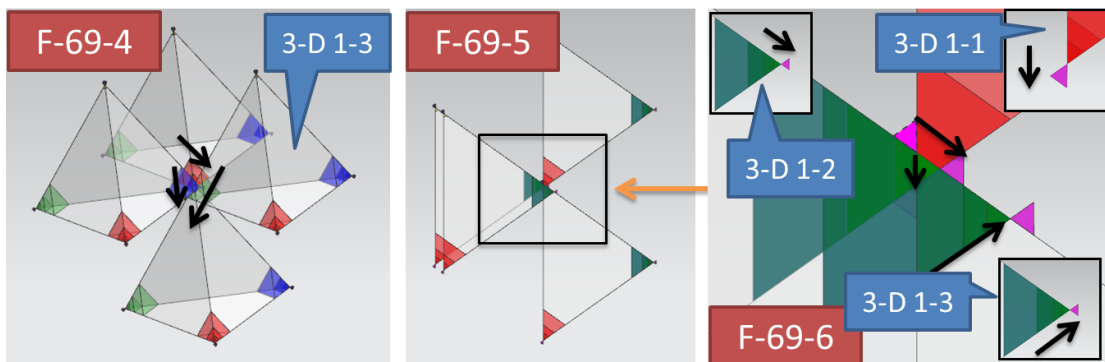
(Paragraph-92) And then the horizontal change of the second progress. With overlapped progresses, the change of real reverse will be overlapped also. But in a real 3-D, it has only one real reverse. So since the second step in horizontal arrow (relative with the second green arrow), the real reverse will transfer into un-virtual reverse, and the active level of un-virtual is different for the rest three steps (step2, step3, step4 in a horizontal arrow). And the length of the progress is different as two black arrows (1X, 2X) in figure-68-5. As the black arrow in figure-68-5, the length and the start point is different. It represents change arrow is in the first level un-virtual 3-D, while 3-D 1-2's change arrow is in the second un-virtual 3-D.



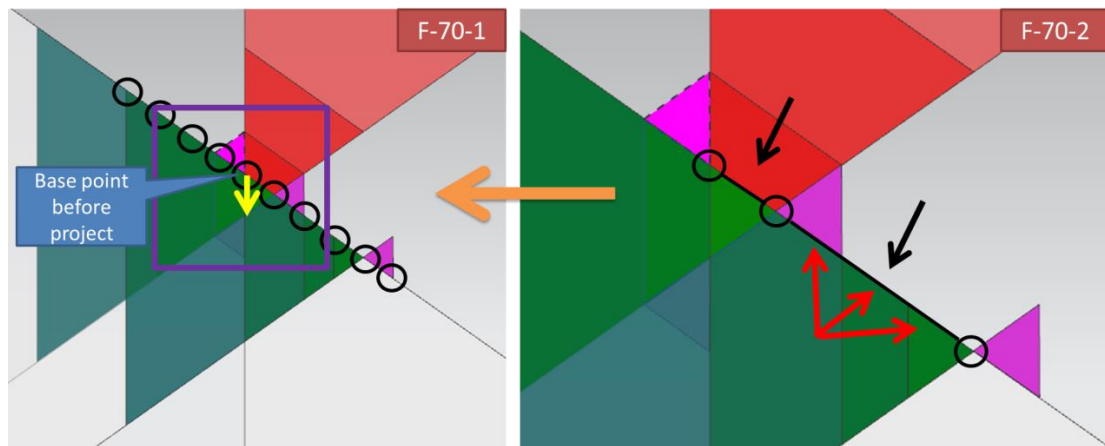
(Paragraph-93) And then the third level change from the third step to the fourth step in the horizontal arrow (it is relative with the change from the third green arrow to the fourth green arrow). At first figure-69-1 it is the change of vertical arrow of the third level change.



(Paragraph-94) And then the horizontal change of the third level change progress. Because it is overlapped, so the figure-69-6 represents the whole change from the first green arrow to the second, the third until the fourth green arrow.

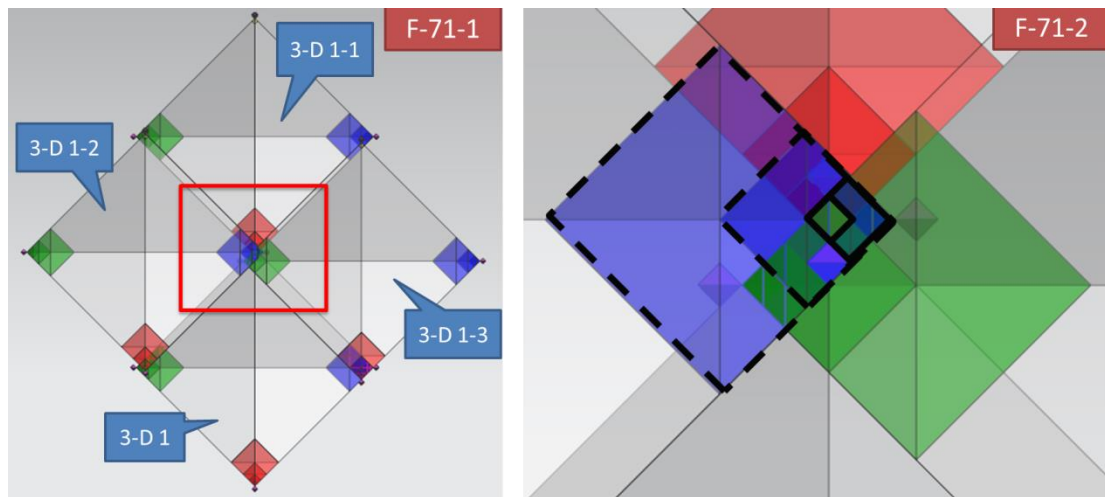


(Paragraph-95) Show the expression of ten concepts close one logic (ten positions close one position as figure-11-2) in figure-69-6, then get the figure-70-1. There are ten positions in figure-70-1, the closed position is represented by the yellow arrow (it represent the projection from position to point by the horizontal change, and represent the projection from point to line by the vertical change). As figure-70-2, it represents the change between base point and three phase points (points are projected into lines). Two black lines, one represents the first stage (changes in horizontal), the other represents the second stage (changes in vertical); the first stage has only one length, it is relative with base point. And the second stage has three lengths, it is relative with three phase points.



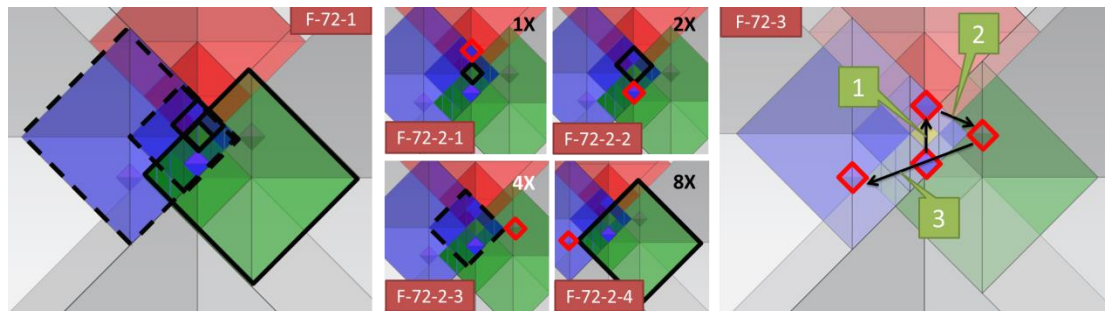
(Paragraph-96) For easy to understand, change the view direction of figure-69-4, it get figure-71-1. Figure-71-2 it is the enlarge view of the red wireframe of figure-71-1. The minimum square is relative with un-virtual 3-D (it represent un-real 3-D in first group of F—33). The diagonal of the minimum square, it is in a same line with diagonals of other three squares. And it is end by end for each two squares. Except each start point, it is the expression of exchange between horizontal arrows and green arrows. So three squares

(except the minimum square), they are relative with three un-virtual level changes (three vertical arrows). Each square has four points, these four points relative with four steps in each horizontal arrow. So each square represent one horizontal arrow in F-33. So the outside square (reverse expression of the third group of F-33 in the second group of F-33), it contain the relativity phase position expression of three horizontal arrow changes (in three vertical arrow changes). It is the exchange of three kinds of arrows between the first group of F-33 and the second group of F-33, and it is the expression in the third group of F-33.



(Paragraph-97) After the third progress, the whole 3-D 1 is back to the beginning status, it is going to next progressive dimension change (start from progressive dimension change, and then to synchronous element change, and then back to next progressive dimension change). So as figure-72-1, the blue un-virtual 3-D is changed onto the green un-virtual 3-D. As figure-72-2, it represent the base point by the red square (un-real 3-D), then the change expression between base point and phase-base point (changed phase point). Three continuous black lines in figure-72-3, it represents the three red lengths of the

second stage of figure-70-2.

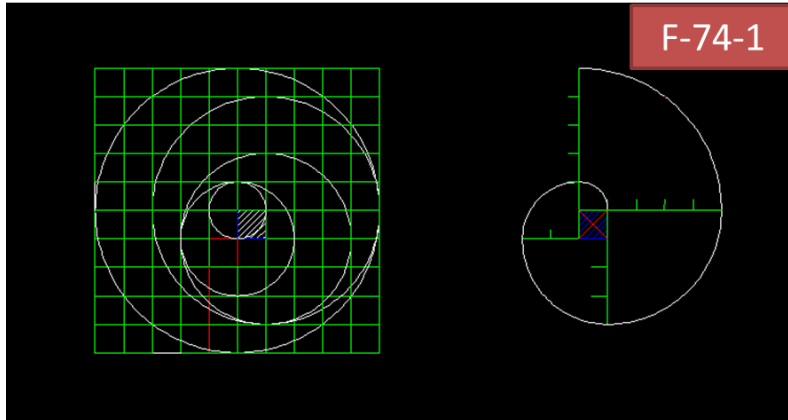


(Paragraph-98) Put the change expression onto the continuous changed phase point (the third phase point, it is changed “the second phase point”), so it is projected into the step of 3-D 1-2. It gets the white line change as figure-73. Refer the Wave-particle duality of figure-62, the figure-73 represent Wave-particle duality in the real reverse expression of the third phase point (changed “the second phase point” expression). It steps by X2 in horizontal change. The representation has two conditions, one is the third phase, and another is in real reverse.

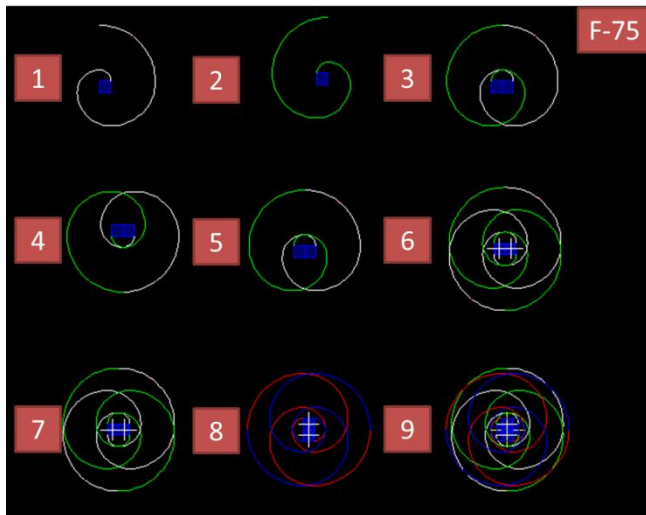


(Paragraph-99) The third phase point is not only representing the end of the last dimension change, but also representing the beginning of the next dimension change. So as figure-74, the shadow square represent the real 3-D, the four vertex of the square represent the four vertex of the real 3-D. set one of point as the base point, draw a circle with a progress radius (radius +1 for each progress), and the base point progresses rotate

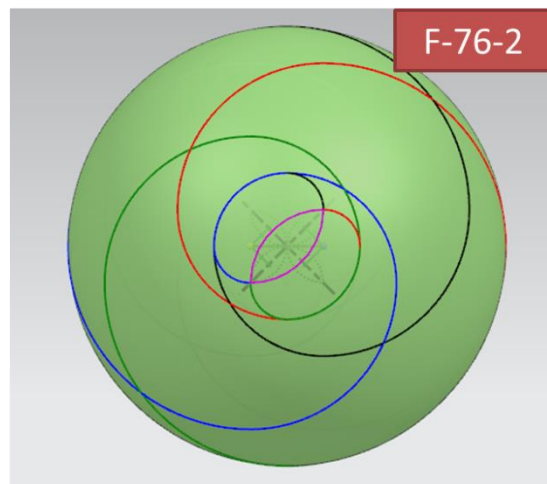
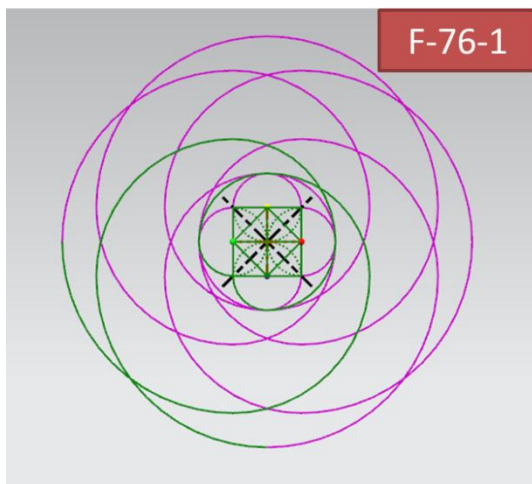
in real -3D with a certain rotation direction (left rotation). Finally we get the first expression of Wave-particle duality in plane 2-D.



(Paragraph-100) As figure-43, the center of the ball, it represents the substance property. While four points in synchronous represent the center of the ball, so draw all four points in the first expression of Wave-particle duality in plane 2-D. That is a step of Wave-particle duality in plane 2-D. As figure-75, the picture 1,2,3 represent the three progress's changes of the first phase point (picture 4,5,6 and picture 7,8,9 deduced by analogy), it is relative the vertical arrow in F-33. The picture 1,4,7 represent the first progress of green arrow in F-33 (picture 2,5,8 and picture 3,6,9 deduced by analogy). As picture 9, after three phase point projections, it closes a circle. Including base point, the formula  $1+9+1=11$  (1s represent two elements, and 9 represent the dimensional change between these two elements) deduced into  $11=10(\text{base point})+1$  (phase-base point), it is the binary-10 in plane 2-D.

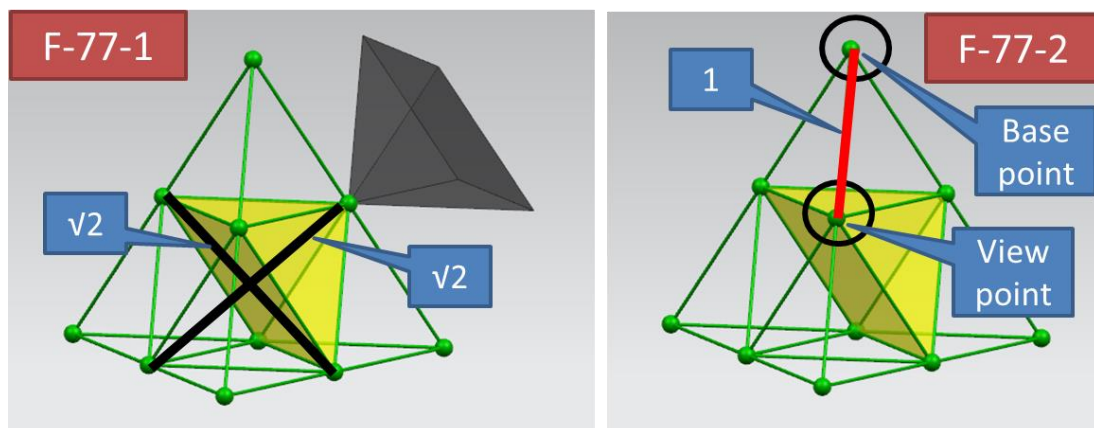


(Paragraph-101) As figure-76, it project figure-75-9 onto a ball to represent the close of four points, it is the close of synchronous based on progressive change in next dimension, and it is the expression from the circle to ball.



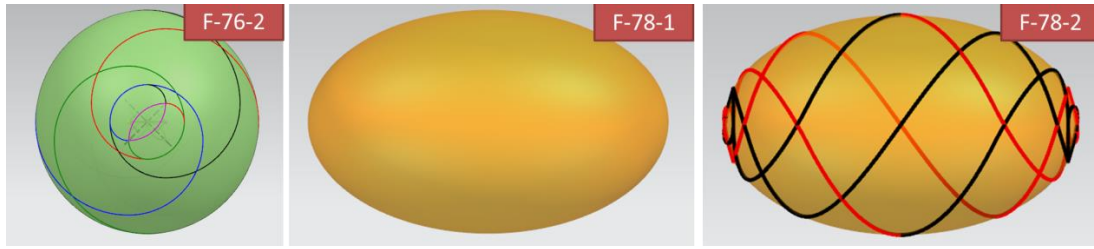
(Paragraph-102) The point to represent the synchronization, it is hypothesized condition at the beginning. While the derivations point it start from the progression. It should be real close. Where is the beginning, where is the end. Refer figure-50-2, a complete absolute close, is not only the expression from the circle to the ball, but also the expression from the ball to the ellipsoid.

(Paragraph-103) Refer figure-41, the first two progresses of green arrow's change in F-33, are changed into two lines as figure-77-1. It is two  $\sqrt{2}$ . After the third progress of green arrow's change in F-33, it is back to the base-phase point, so it is represented by a step on base point as the red line in figure-77-2, it is a 1. So the three edge lengths of the projection body are come out, the diagonal line is  $\sqrt{5}$  (it contains the formula  $5=(\sqrt{2})^2+(\sqrt{2})^2+1^2$ ). Compare the yellow body and black body in figure-77-1, the real distance is  $1/2$  of mirror distance, so the rest distance is  $1/2$  of mirror distance (the rest distance is defined to distortion). So the distortion expression is  $(\sqrt{5}-1)/2$ , it is change rate of ellipse diameter (long diameter and short diameter in each ellipse).

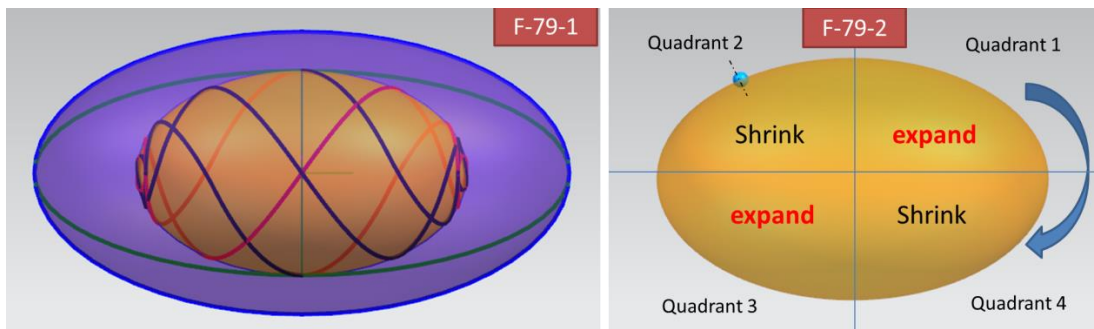


(Paragraph-104) As the ellipsoid of figure-78-1, it represents the change ratio (between Long diameter and short diameter of ellipse) onto the ball, it is  $1/(\sqrt{5}-1)/2$  (1 represent the ball,  $(\sqrt{5}-1)/2$  represent the ellipsoid). And then as figure-78-2, project the expression (from the circle to the ball) onto the ellipsoid. The red line and black line represent horizontal changes and vertical changes. We define the ellipsoid to the universe.





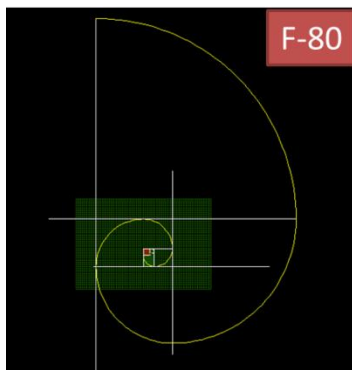
(Paragraph-105) In synchronous, the ellipsoid itself will be changed with dimension. So based on the ellipsoid, represent the change ratio (it is  $1/(\sqrt{5}-1)/2$ , it is from the ball to the ellipsoid again) onto the ellipsoid. The figure-79-1, the long diameter is  $*1/(\sqrt{5}-1)/2$  again, then get the green narrow ellipsoid. While in progressively, the two same short diameter (represent the synchronous in progressive, it is one element, so they are in same diameters) should deduct the other element's dimensional change. The deduce is  $*1+(1-(\sqrt{5}-1)/2)$  (The 1 represent the synchronous, The rest  $1-(\sqrt{5}-1)/2$  represent the progression expression. So finally the  $(1+(1-(\sqrt{5}-1)/2))$  is built by these two expressions, itself is progression expression in synchronous). When it enlarges to the maximum virtual 3-D, it is the view of universe. As figure79-1, the blue ellipsoid in most outside is the universe we observed, and the one in yellow is the real universe actually. We hypothesis the rotation direction as figure-79-2, when we are in the quadrant 2 or 4, we will observe the universe is shrinking. When we are in the quadrant 1 or 3, we will observe the universe is expanding.



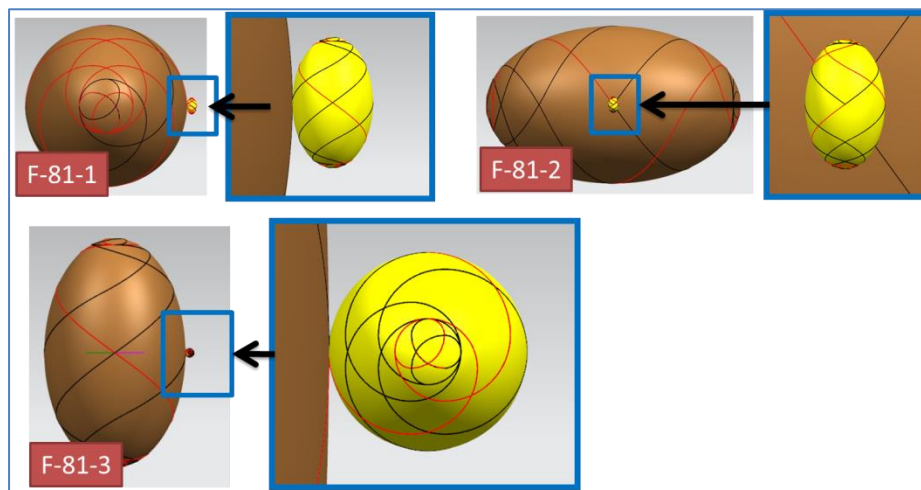
(Paragraph-106) How big the universe we observed?  $135 \cdot 10^2 \cdot 10^6$  the time unit of dimension's close (light-year, represents the distance from the last ellipsoid focus (the sun) to the next ball center (the earth), it is defined by space distance and time, itself is the dimensional unit from the last dimension to the next).  $135 = 27 \cdot 5$ , while  $27 = 28 - 1$ ,  $28 = 7 \cdot 4$  (four point is 3-D), and  $7 = 10 - 3$  ( $7 = 3 + 3 + 1$ , two 3 are last two group of F-33, the 1 is green arrow in third group of F-33), and  $3 = 1 + 1 + 1$  (three progresses). One time-space has 5 positions, so it is represented by  $27 \cdot 5$ . The close of two elements are represented by  $10^2$ . While  $10^6 = 10^{(2 \cdot 3)}$  represent the close of dimension itself (2 represent a dimension has two elements. And 3 represent a group of F-33, the dimension is closed by concept and logic and element, so it is 3 kinds of expression). Finally the biggest long diameter of universe is  $135 \cdot 10^2 \cdot 10^6$  light-year. Don't forget the time-space of the observation element itself, so the ideal distortion diameter of universe is  $(135 \cdot 5 \cdot 1) \cdot 10^2 \cdot 10^6$  light-year.

(Paragraph-107) Complete dimension change, not only has the first element expression, but also the second element expression, so project the ellipsoid (distorted by  $1/(\sqrt{5}-1)/2$ ) back onto the ball again, it is  $1/1/(\sqrt{5}-1)/2 = (\sqrt{5}-1)/2$ . As figure-80, it is a complete progress projection of dimension change, and it is reverse expression in plane 2-D by  $(\sqrt{5}-1)/2$ . Because it is a complete a projection progress, so the expression of figure-80 is opening (single direction). While the expression of figure-75 is always on a relativity ball (the picture3 is represented by picture1 and picture2 in figure-75, it is binary direction).

Compare figure-74-1 with figure-80, the plane has two different dimensional expressions, so the plane is complex dimension expression. A dimension has two elements, and each element relative with a plane 2-D expression. So the plane is  $2*2$ -D, it is 4-D expression for the whole of dimension. For example by a transparent glass, overlap two glasses (as figure-21 and figure-22, expression has two directions of positive and reverse), but it seems only one glass, but the dimension already changed by  $*2$ .

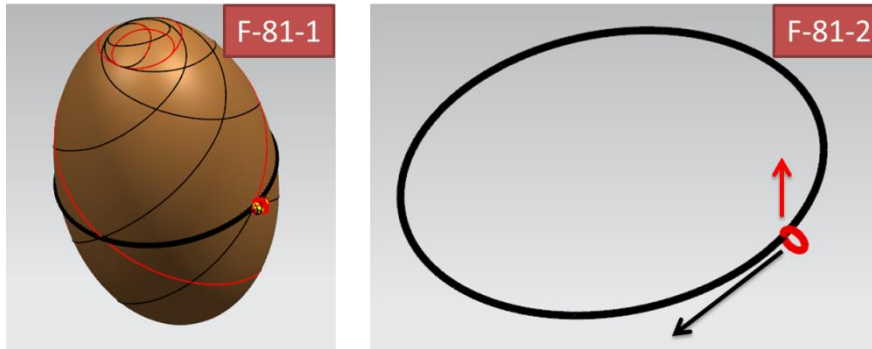


(Paragraph-108) How the ellipsoid back to the point? As figure-81, it represents the exchange between two continuous dimensions.

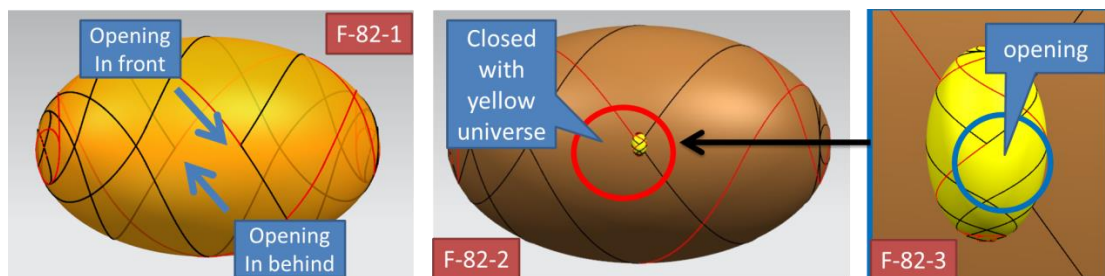


(Paragraph-109) As figure-82, two ellipsoids are simplified to two circles in synchronous expression. As figure-82-2, there is a cross point between these two circle, the cross point

is the point we want to find (from the ellipsoid back to circle, and then back to the point).

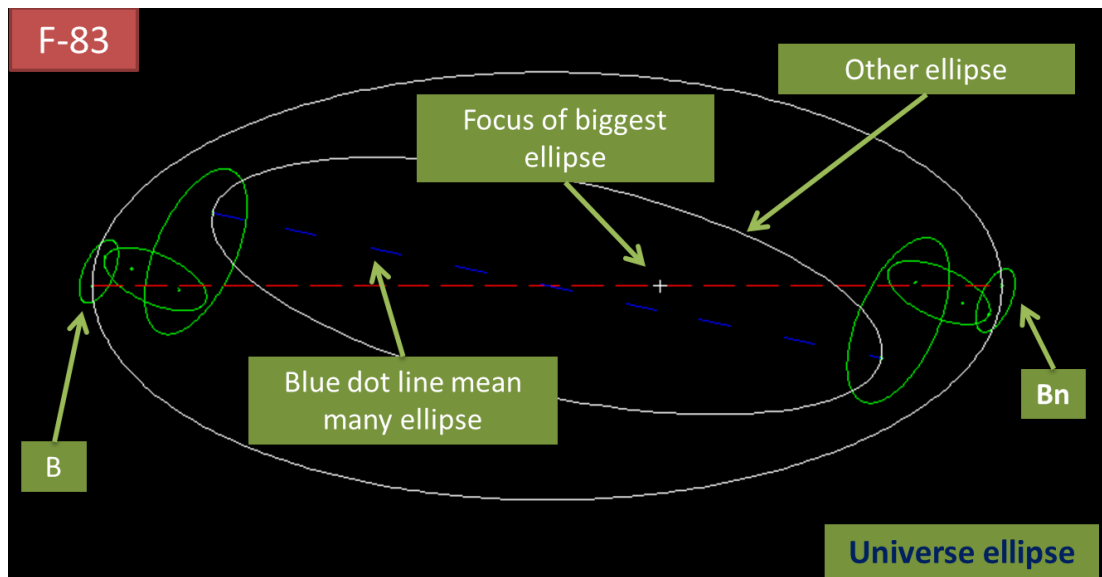


(Paragraph-110) A cure has two endpoints, and two cures have four endpoints. When two cures connect into one cure, the connected cure still has two endpoints. As figure-82-1, two blue arrows point out the opening of the universe in figure-78-2 itself. Two connected universe are similar with the connected lines (connected endpoint to endpoint, not the triangle) in figure-24, it connected as figure-82-2, the figure-82-3 is the enlarge view of the red circle in figure-82-2. After connected between two universe, one opening shows in figure-82-3, another is in behind of brown universe.



(Paragraph-111) As figure-83, it simply represents ellipsoid and ball by the ellipse and circle. In a dimension, there is one dimensional expression. So in the ellipses' dimension expression, the circle will be represented by ellipse also, the circle is relative into the focus of the ellipse. It starts from the minimum ellipse, and the track of the next ellipse will be on

the focus of the last ellipse. Finally the biggest ellipse (relative with maximum virtual positive) of universe is built by focus point B and focus point Bn, while point B and point Bn is the base point of the minimum circle (relative with real 3-D). So the circle-ellipse-circle-ellipse is changed into focus-track-focus-track, it is in one-element expression (the expression of ellipse) now from two-element expression. One element represent element itself, and two elements represent dimension itself. So it is the exchange between element itself and dimension itself. As figure-83, the blue dot line represents the middle ellipses.



(Paragraph-112) In one dimension expression, there is only one dimension, and other dimensions will be changed into element. The element and the dimension are similar with the point and the line. One line is represented by two points. While in the expression by line, the point itself must be represent by line also. One point is represented by two lines, so in dimensional expression, the beginning point is one line, and each endpoint of the line is represented by two lines. Including projection lines of the beginning point itself (the

line project into the point), there are  $1+2^2$  lines. It is the relativity change from 1-D to 5-D by line (dimension).

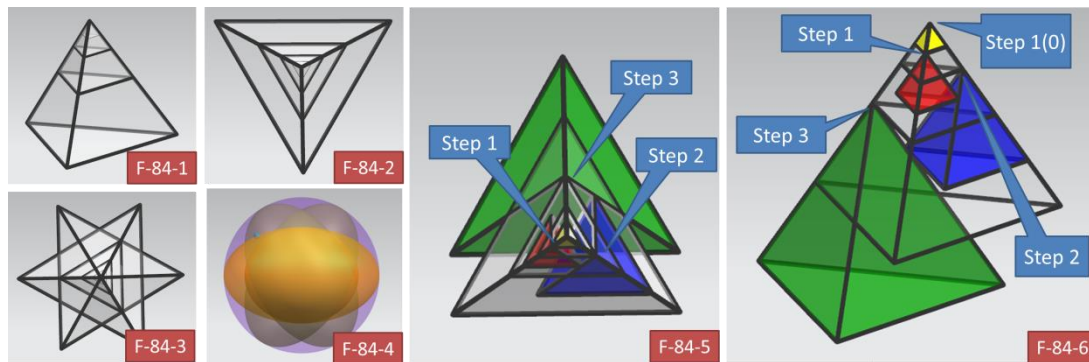
(Paragraph-113) Based on the element, the complete close system has 3-D in most. Based on the dimension, the complete close system has 5-D in most. Based on the logic (the dimension itself), the complete close system has 4-D in most. These three kinds of expressions are perfect unified by correspondence. The most interesting is all expression cannot exist along, and they are in one same system. One dimension has two elements. 1-D and 2-D is the first element' element, 4-D and 5-D are the second element's elements.

(Refer paragraph-112, the relative change from 1-D to 5-D by line.)

(Paragraph-114) It beginning from the observation point in progressive, but end in the base point of Ball center in synchronous. In element expression of dimension, it is still in open from the observation point to the ball center. The opening is our thinking. The opening has two endpoints, one is the start point of our thinking——feeling, another is the end point of our thinking——realization.

(Paragraph-115) As figure-84, in the dimension expression, the close will be back to the ball center. As figure-84-1, it represents the close of 3-D, and figure-84-2 is top view of figure-84-1. Refer to paragraph-112 (in line expression, represent the point by line), turn figure-84-2 by 180 degree, and then get the figure-84-3. The three relative axes in figure-84-3 changed into three ellipses as figure-84-4. One of ellipses represents the 3-D,

one of ellipses represents the 4-D and 5-D (+ circle, +ellipse) in positive, another of ellipses represents the 1-D and 2-D (-circle, -ellipse) in reverse. After the change of figure-62-2 (meanwhile un-virtual 3-D changes refers to figure-58), the figure-84-4 was changed into figure-84-6. Figure-84-5 is the top view of figure-84-6, it back to the figure-84-1 by the change of figure-69. Finally by the simplify expression of absolute 3-D, we get the cycle in figure-17.



(Paragraph-116) Point, line, plane, square, circle, ellipse, these are six continuous real positive elements. And including the inclination angle of the changes between positives (the inclination angle is the jump from the position to the relativity position) in reverse, they are seven real elements of the world. Seven real elements, and including the proved close position (point represent the close property of system, while position represent the open property of system) in virtual, they are eight basis of the world. Based on the position, there are point (1-D), line (2-D), point and line (3-D, point is represented by two lines), plane (4-D), cube body (5-D), they are relativity 5-D completely. Whatever the dimension is, and whatever the element is, they can be represented in the relativity 5-D. It is the relativity 5-D based on dimension, it is the absolute binary-2 expression on relativity binary-2—0,1,2,3,4. Refer paragraph-36 to paragraph-43, the relativity 5-D is

represented by 一, 二, 三, 四, 五:

$$\text{“一”} = \frac{\{(1+2+3)^2\} \cdot (10^6) \cdot \{10^{(6 \cdot 6)}\}}{\{10^{(6 \cdot 6)}\}}, \text{ 即 } 0^{\{(1+2+3)^2\} \cdot (10^6) \cdot \{10^{(6 \cdot 6)}\}} = 1$$

$$\text{“二”} = \frac{1^{\{(1+2+3)^2 - (1+1+1)\} \cdot (10^6) \cdot \{10^{((6 \cdot 6) - (1+1+1))}\}}}{0^{\{(1+2+3)^2\} \cdot (10^6) \cdot \{10^{(6 \cdot 6)}\} \cdot (33 \cdot 10^6 \cdot 10^{33})}} = 1$$

$$\text{“三”} = \frac{1^{\{(1+2+3)^2 \cdot (10) \cdot 10^2 \cdot 10^2\}}}{0^{\{(1+2+3)^2\} \cdot (10^6) \cdot \{10^{(6 \cdot 6)}\} \cdot (33 \cdot 10^6 \cdot 10^{33}) \cdot \{(1+2+3)^2 \cdot (10) \cdot 10^2 \cdot 10^2\}}} = 1$$

Based on “三”, we relate the concept and logic of “三” to element, and we will get the expression “四” = “三” + “三” = 1 + 1 = 2. When we express “三” in element, “四” is the concept of the element,

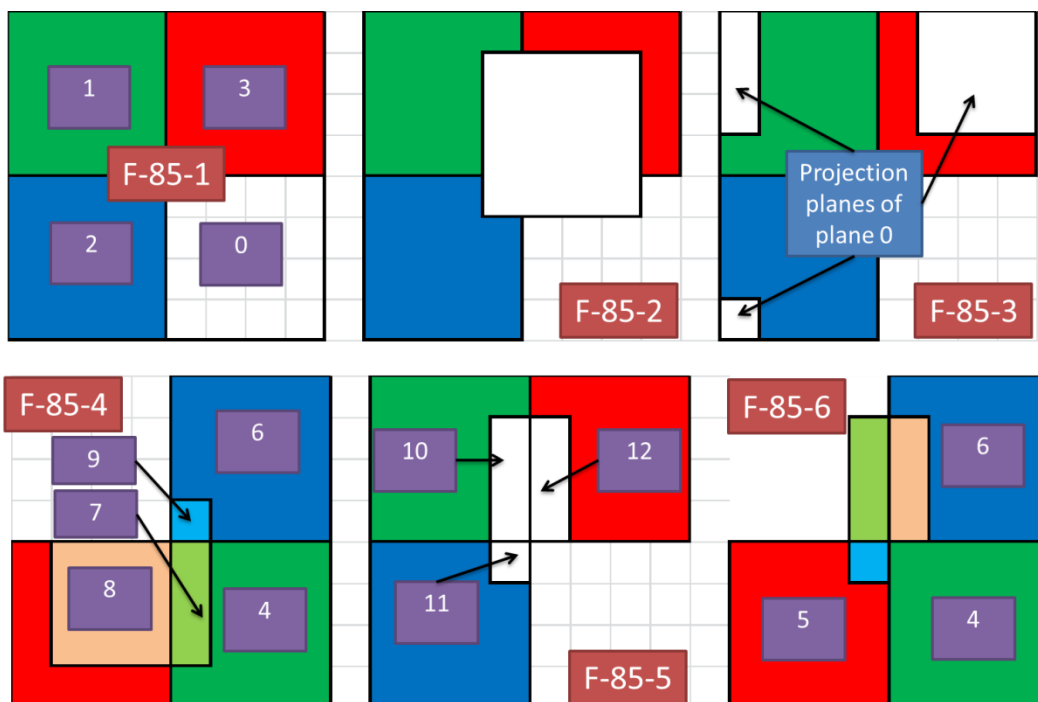
Based on “四”, we closed the logic of element “四”, the logic is the dimension change of “四”. Actually this logic is the concept of element’s logic expression in dimension. “五” = 1 + “四”, it is 0 = (1, 1, 1, 2, -1). What our feeling is -1, and what our realized is 2. The dimension itself from the feeling to the realized, it is 2 + (-1) = 1.

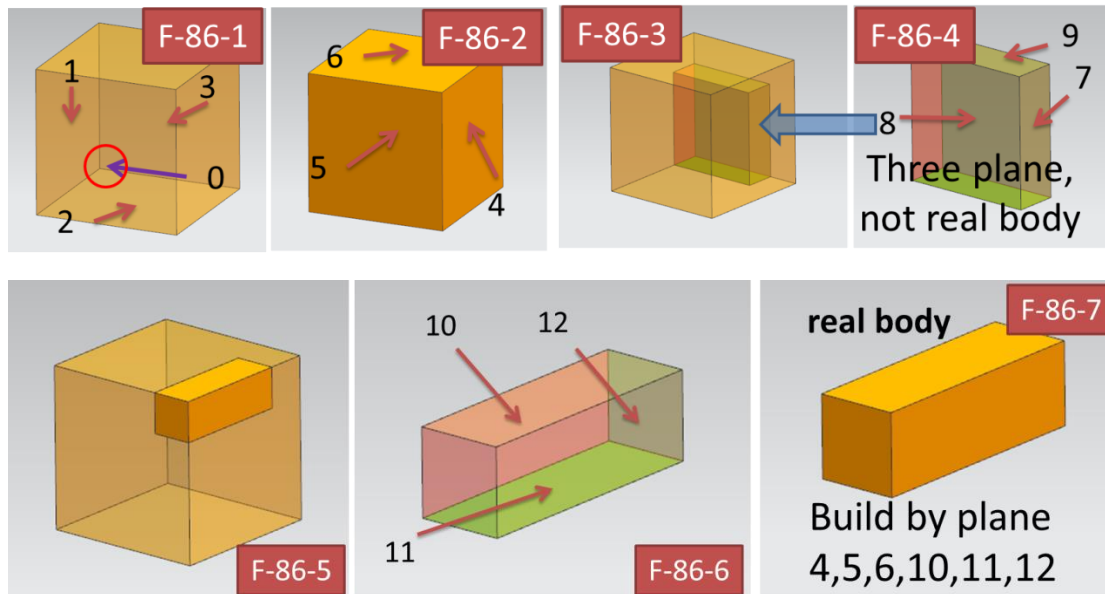
### Chapter three: Origin

(Paragraph-117) Now based on space, does it how to define creatures? As figure-42-4 and figure-42-1, in absolute 3-D every time-space can be simplified into a plane. So as



figure-85-1, plane 1,2,3 represent three simplified time-space (three time-spaces as figure-41) in absolute 3-D expression. As figure-85-3, when the reverse plane 0 in figure-85-2 go through plane 1,2,3, the plane 0 is projected into three projection planes on plane 1,2,3. Based on the reverse, as figure-85-4, plane 1,2,3 are projected into plane 4,5,6 by reverse. So we can represent three projection planes on plane 1,2,3 indirectly by plane 4,5,6. Based on plane 4,5,6, three projection planes of plane 0 project into plane 7,8,9. As figure-85-5, then plane 4,5,6,7,8,9 project in reverse again. Plane 4,5,6 back to plane 1,2,3, and while plane 7,8,9 project into plane 10,11,12. Finally as figure-85-6, plane 4,5,6 build a body with plane 10,11,12. The change of space is equal in three dimension of absolute 3-D, so the space itself is constant. But based on dimension itself, the motion of the space has different expression on three dimensions of absolute 3-D, and it means the body will be changed with the moving of space. The body is built by plane 4,5,6,10,11,12 in space (built by plane 1,2,3), it is the creature.





(Paragraph-118) The numbers of planes in figure-85, it is 12, it represent concepts of two elements and ten logics of these two elements in dimension. It is similar with the definition that one line is defined by two points. It gets 2 at first. And as ten positions close one point in paragraph-16, it gets 10 based on 2. It is  $2+10=12$ . While a logic's concept relative with six logics in paragraph-18, it get  $12/2=6$ , it means the concept of one line is defined by six lines. As figure-6, there are three logic levels in each 12. And each logic level is represented by four points (four steps), based on 12, it get  $12/4=3$ , 3 is the expression of concept in element (three groups logics close one logic as figure-25, they are three group of F-33 to close the third group of F-33). Every expression is represented by the logic of the logic's concept, it gets  $6*6=36$ , and it is the expression of logic in element. The step from the element to the dimension, itself is a dimensional change. And it also go through three logic levels, so it get  $6*6/3=12$ , it is the expression of the logic in dimension. While in the next dimensional change, the logic of dimension will be changed into the concept. And one line is represented by four points, so it gets  $6*6/3/4=3$ . It is the number expression of

the logic based on concept, the quantity of body is 3, and  $3 = ((2+10)/2)^{2/3/4}$ . As "real body" in figure-86-7, from the dimension change into the concept, the body is created in real world. Plane 10,11,12 will be changed with the plane 0 moving, while plane 4,5,6 are not changed with the plane 0 moving. So the real body has the space relative change (the first level space change only), it is the non-intelligence creature.

(Paragraph-119) Figure-86 it represent the body of only one dimension in absolute 3-D, it is the expression of plane 0 relative change with plane 1,2,3. While absolute 3-D has three dimensions, it means there should be three bodies. Refer the carry expression of relativity binary-2 in paragraph-136, 3 will be carried to 0. So the change expression of plane 3 relative with plane 0,1,2, it will be return to expression 0 of the cycle. So based on expressions of plane 0,1,2, the change expression of plane 3 shouldn't be represented again. Another body is the change expression of plane 1 relative with plane 0,2,3. And the rest body is the change expression of plane 2 relative with plane 0,1,3. The time-space in figure-39-1, it can be represented by the top point as the position 3 in figure-38-1. So as figure-42, body can be represented by the offset point of cross point (it is the absolute center, represented by three absolute dimension axes). Three bodies have three top points. While three groups of points close one point as figure-25, so based on non-intelligence creature, it will close the fourth point. And as figure-86, these three top points are in incremental change one by one. That means the fourth point not only un-coincide with the absolute center, but also changing with the space moving. In absolute 3-D, the dimension change it starts from a position, and end on a position. The

line of these two positions (the fourth point and absolute center), it is the intelligence creature. The line has dimension expression of space in positive and reverse, it is the change of the space change itself (change's change, it is the second level of space change). The most intuitive understanding is, intelligence represents the change of time and the change of space. The first level of space change is the space change of body occupying. And the time is defined by space, so the change of the time is the second level of space change. So for intelligence, there is no concept of time, only concept of space. Whatever you think or not, it exists in space forever.

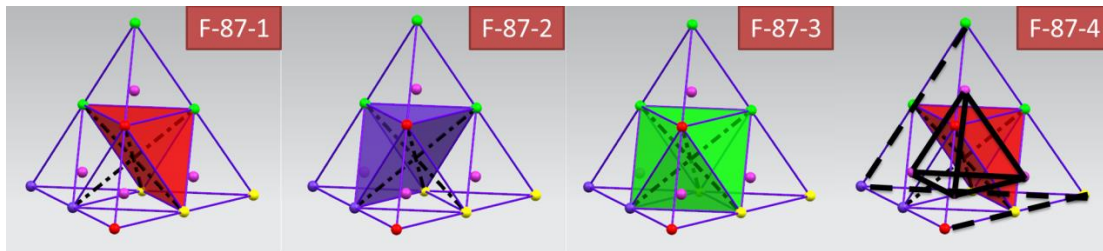
(Paragraph-120) Comparison define the space, while the comparison is represented by dimension change expression——time. While time represents the space change, so in space expression, time will be represented by space expression also. Relativity 5-D (point is 1-D, line is 2-D, point and line 3-D, plane is 4-D, cube body is 5-D) will be changed into point-body-point-body-point in space expression. After change into point-body-point-body-point, it represents 5-D expression of the point based on body. The comparison is represented by these two bodies in 5-D expression (in expression point-body-point-body-point, there are two “body”). As figure-39, each body has a relative center position. Two positions of these two bodies' centers are projected into a point. The process from 5-D to one point, it is the realization. And from 5-D to two positions, it is the “real-” (feeling first). And from two positions to one point, it is the “-izaiton” (then realize). Both of them build the “realization” (it is the intelligence). As figure-42-1, it simplified a body to a plane, and then simplified the plane to a line (the axis through the center of the

plane). And as figure-40, the change between point and body is much easy to understand.

So at the beginning of Daodejing, there is a sentence about the comparison——“同谓之玄，玄之又玄，众妙之门” (in Chinese version). “同” is the comparison, it is the dimension change itself of two positions. “玄” is the concept after dimension change, as the definition of element that is based on dimension in paragraph-25, the “玄” could be any one of points, lines, bodies. The “门” is the plane, actually everything we knew is defined by the concept of a plane (image) in our realization. And such as the point, three planes cross a point. Such as the line, two planes cross a line. And such as the body, one plane cross a space body (Because body is based on point and line, so including five cross planes of point and line, there are six cross planes in a body). So  $1+5=6$  in paragraph-11, actually it is  $1+(2+3)=6$ . The “concept” of plane is the “image” of chapter 1:27 in Genesis of the Bible (Genesis 1:27——So God created man in his own image, in the image of God created he him; male and female created he them.). So it perfectly explain the difference between “he him” and “he them” of the sentence in Bible. The “image” is the “phase” that is mentioned many times in Vajracchedika-sutra. What they saying are a complete same thing——the concept of the plane based on point, line and body.

(Paragraph-121) Relativity 5-D is changed into point-body-point-body-point: figure-43-1 it is the expression of the first time of point; bodies from figure-41-1 to figure-41-3 are three synchronous positive expression of the first time of body; the four vertexes in figure-43-2 are the expression of the second time of point; the black 3-D in real line in figure-87-4 is the second time of body in reverse expression (the black 3-D in virtual line, it projected by

centers of four relative 3-Ds. Finally it gets the black 3-D in real line with shrink 1/2). And all of positions (astronomy numbers of position in close system) are the third times of point. The line is represented by “-“, and the position itself is represented by “1”. So there are 3 times of point, 4 times of line, 2 times of body. It is  $1+3+4+2=10$  in total, and it is the relative 5-D change between “1” and 1-3-4-2.



(Paragraph-122) The expression of relative 5-D is  $0=(1,1,1,2,-1)$ , it contains these five numbers  $(1,1,1,2,-1)$ , these five number represent relative 5-D itself. But in  $0=(1,1,1,2,-1)$ , there are only three kinds of digits 0,1,2, and while  $(0,1,2)$  represent absolute 3-D itself. Actually relative 5-D is based on absolute 3-D. It is the expression projection from absolute 3-D to relative 5-D. How about back to absolute 3-D from relative 5-D? Put absolute 3-D  $(0,1,2)$  into the “0” of relative 5-D  $0=(1,1,1,2,-1)$ , than get the expression  $(0,1,2)=(1,1,1,2,-1)$ . After offset  $(1,2)$  on both sides, it get  $(0)=(1,1,-1)$ . In expression  $(0)=(1,1,-1)$ , there are three kinds of numbers 0,1,-1, so absolute 3-D still represent in  $(0)=(1,1,-1)$ . From relative 5-D back to absolute 3-D, it expresses only two relative dimensions of absolute 3-D (one dimension is represented by two elements, these two elements are changed into two dimension expressions in next dimension. Last dimension itself is changed into the next dimension, so three kinds of dimension expression for the last dimension are closed.). Refer the carry from “3” to “0” of relative binary-2, the third

dimension expression of absolute 3-D, it will be change into the expression 0 of relativity binary-2, the symbol “-“ represent which absolute dimension is changed. So it get 0 and “-1” in  $(0)=(1,1,-1)$ . That is why there are only two kinds of digits 0 and 1 in the expression  $(0)=(1,1,-1)$ . In the expression  $(0)=(1,1,-1)$ , there are four numbers 0,1,1,-1, so  $(0)=(1,1,-1)$  itself is the expression of secondary relativity 4-D. The 4-D plane is opposite property by  $2^*$  absolute binary-2, 4-D is  $2^*2$ -D. The opposite property of 4-D plane is represented by  $2^3$ , it is  $4^*2=2^3$ . The “3” is the ordinal number of the plane in the three steps of the second change level in relativity 5-D. The second change level in relativity 5-D is point-line (1), line-body (2), body-plane (3). The first change level in relativity 5-D is position-point (1), position-line (2), position-body (3), position-plane (4). The three numbers of 1,1,-1 in the expression  $(0)=(1,1,-1)$ , they are the “3” of the body-plane (3) of second change level in relativity 5-D, it is represented by the triangle plane in figure-49. And including the number 0, there are four numbers. It is “4” of the position-plane (4) of first change level in relativity 5-D, it is represented by the square plane in figure-42-1. This is the secondary property of “3” and “4” on the plane.

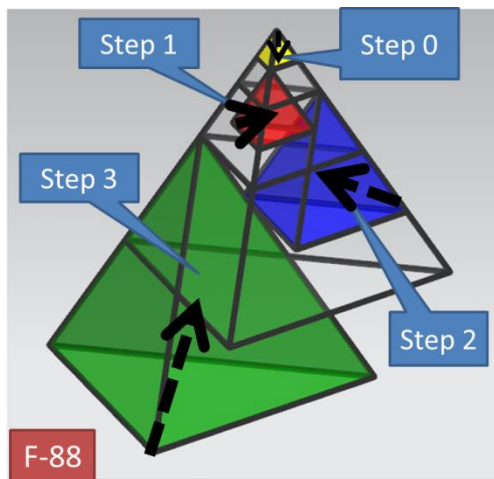
(Paragraph-123) Take “=” as a number, the relativity 5-D still represent in  $(0)=(1,1,-1)$  also. But from relativity 5-D back to the absolute 3-D, the change absolute 3-D itself is a dimension expression, so  $(0,1,2)$  is represented by  $(0,1)$  and  $2=0$ , the “ $2=0$ ” is the expression of the change itself from relativity 5-D back to the absolute 3-D. The offset  $(1,2)$  on both side, it is a dimension change also, so in the expression  $(0)=(1,1,-1)$ , the -1 will be carried into 0, it get  $-1=(1,1,(0))$ . And then put the change itself into  $-1=(1,1,(0))$ . So it is put

$2=0$  into  $-1=(1,1,(0))$ , and get  $-1=(1,1,2)$ . As figure-43, 0 represent the whole close system of the space, while mass M is depended by the space of substance. And  $2=0$  in the absolute binary-2 expression, so the “2” of  $-1=(1,1,2)$  is the mass M. And time represent the relative change of space, so the speed of time-space has expressions of space and time, such as speed unit meter/second is space unit/time unit. Because the uniqueness of dimension as paragraph-112. So in the space expression, time will be represented by space expression. The speed expresses the change of time-space, and that is the most basic definition of speed. The space projection from 0 to 1, it is represented by light speed C, and first 1 expresses the changed space (represent time based on space change). And the space projection from 1 to 2, it expresses the change from time back into space (because 2 is carried into 0 in the same moment, so actually it is from 1 back to 0). It is the second light speed C, it is the second 1 of  $(1,1,2)$  in expression  $-1=(1,1,2)$ . Finally, from  $-1=(1,1,2)$ , it get Einstein's mass-energy equation  $E=M*C^2$ .

(Paragraph-124) Each position is relative with a dimension, it means there are astronomy numbers of dimensions in each dimension change. Relativity dimension is 5 at most, so in relativity expression, every five dimensions will be reverse one time. When the dimension repeat from “6-D” to “10-D”, there are two relativity 5-Ds, these two relativity 5-D are projected onto a same position from positive and reverse, they are “real-“and “-zation” when these two positions projected into a point, the point is realization. And it is the intelligence. Every overlap projection between a positive relativity 5-D and a reverse positive relativity 5-D, it will be back to the start relativity element in next dimension

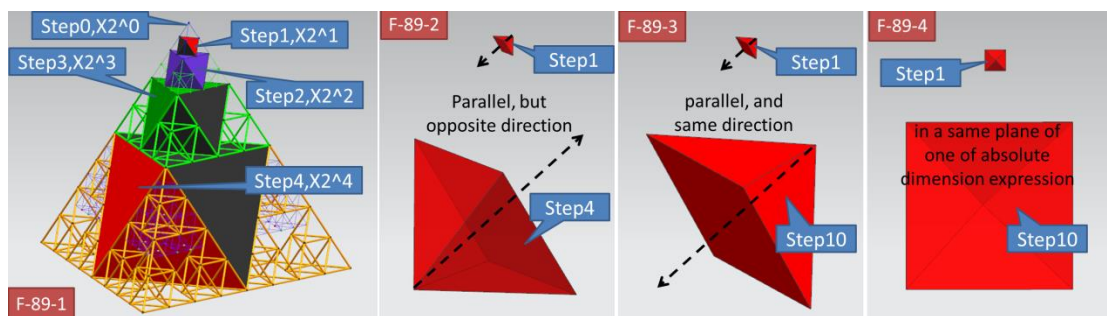


change. That means after every ten relativity dimension change, a repetition of the start absolute dimension is projected again. And the space length will enlarge by \*2. When the figure-84-6 is projected with figure-58, it gets figure-88 (attend the time-space color and the opening absolute dimension direction as black virtual arrow.). As figure-88, after each ten step, the time-space color and the opening absolute dimension direction will be in same. Only under both of two bodies' the time-space color and the opening absolute dimension direction are same, projections of these two bodies in relativity 5-D will be in a same absolute dimension expression. That is why the nature of world is represented by relativity binary-2, while the phenomenon of world is represented by relativity binary-10. Relativity binary-10 is represented by absolute binary-2 in relativity binary-2 (it will be explain in detial in paragraph-130), it the world expression from relativity binary-2 to absolute binary-2.



(Paragraph-125) What exact meaning about the world from relativity binary-2 to absolute binary-2? In absolute expression, every point is projected by the position of absolute original point. And in element expression, every point is absolute origin point, so in

dimension expression, there is no original point in absolute coordinate system. They only have relative parallel and direction. As figure-89, even step1 is parallel with step4, but they are in opposite direction, so they are not in a same absolute dimension. When the dimension changed into step10, step1 and step10 are in parallel and same direction (the size of step10 in figure-89 is simple show only, actually it is  $2^{10}$  times larger than step1 in length). Refer figure-71-2, step1 and step10 will be expressed in a same absolute plane (in one of absolute dimension expression, the plane represents the space). So in this absolute dimension expression, other steps (step2-step9) are not be expressed, the un-expressed steps is the empty in space. That is why there is the empty in space, and the empty is much larger than expressed celestial body.



(Paragraph-126) In general, relativity dimension starts from the element itself, and absolute dimension starts from the dimension itself. As figure-90, three positive absolute dimension worlds are represented in red, blue and green, one reverse absolute dimension world is represented in white. Because the uniqueness of dimension as paragraph 112, the fourth absolute dimension (in reverse expression) could not be expressed alone directly in positive or reverse, but it is exist, so the white is changed into transparency. As the color we see is the light substance that not be absorbed, we think of what we see is

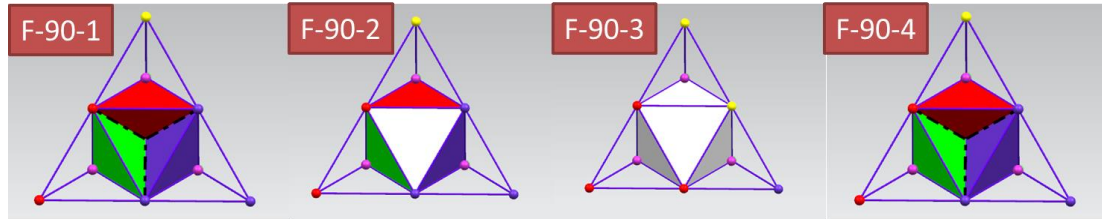
figure-90-1, actually is figure-90-4. White absolute world is represented by three step levels in reverse, and figure-90-3 is built by three directions of the black time-spaces in figure-39-2. In real positive expression, because the uniqueness of dimension as paragraph-112, it (only one of the white world's three reverse step levels) absolutely synchronize with one real positive absolute dimension. It is same with each reverse change is relative with three positive changes. In next dimension expression, each positive change is relative with three reverse changes. In next element expression, each positive is relative with one of three reverse (three kinds of dimension expression as paragraph-122). When we express any one positive absolute dimension of figure-90-4, there are three steps of expression.

1).At first in positive expression, the positive absolute dimension offset with the relative reverse absolute dimension

2).And then in reverse expression, two remain reverse absolute dimensions offset the relative two positive absolute dimensions.

3).Finally back to positive expression, the projection of the beginning positive absolute dimension in second level of positive absolute expression, it is what we realized.

So there is a saying in chapter Yang Zhu of article Lie Zi——For creatures, difference (offset in positive) is the life, same (un-offset in positive)is the death. So whatever space level it is, creatures always has 1/3 of time in sleep (1 of 3 positive absolute dimensions is offset).



(Paragraph-127) Each position is relative with an expression of the whole world. The wisdom is represented by astronomical numbers of worlds. So the human realization is built by astronomical numbers of cell realizations. Each cell is represented by astronomical numbers of substance, and substance is relative with the whole world. The creation order in Genesis of the Bible is heavens and the earth first (heaven is sphere, each group of four point represent a sphere, so the heaven is plural form. The earth is space, and only the maximum virtual positive 3-D is relative with the space, so the earth is singular form). And then the substance (it is non-thinking creature), and then living creatures (it is including intelligence creatures and wisdom creature. The difference between the intelligence and wisdom is, wisdom creature will find the truth finally, but intelligence can't). The most interesting thing is, everything is completely synchronous, but happens in different dimension. The key is the change of dimension change itself.

(Paragraph-128) Every derivation is based on the dimension change, while there is no any explain about why the dimension is changing in this article. Such as the open from base point to ball center, and two openings of ellipsoid, the connection between openings, all of they seems are breaches. One key-point is proved: If there is any one of dimension change (any position, a moment), the whole derivation of close system will be proved also.

And the dimension change will never stop in an opening-close cycle (opening represent the position change of system center; close represent the relative stable for system inner itself). We never really know what is other people thinking, we only sure one thing——what is people thinking, it is same with the people's think in my thought. So every derivation should be the proof by itself. Our realization itself is an element of a dimension change in real. So for everybody, the existence of his realization itself is a perfect proof support onto the breach of his own opening-close system. It is the proof by opening-close system itself. It is the most wonderful part in the derivation of this article. When people realized himself, the dimension already changed from the self to the ego (as figure-51-4, time is occurred by dimension change of the thinking)

(Paragraph-129) Whatever definition or close it is, finally it is a concept. So concept and logic and element and dimension these four, any one of them we define, actually it is to define the logic's concept based on dimension's element. By close logic and element and dimension these three, it close the concept. These three are three concepts, element and dimension is the first level concept, and logic is the second level concept. With two levels of concept, it represent the concept itself is carry into the element with dimension change. So for the concept itself, element and dimension is the first level element, and logic is the second level element. Now the concept itself of logic and element and dimension themselves are closed, but it is not enough, the element itself of these three are still in open. The expression of element still is a concept, so it is back to the representation of concept close by logic and element and dimension these three. Figure-33 is the union

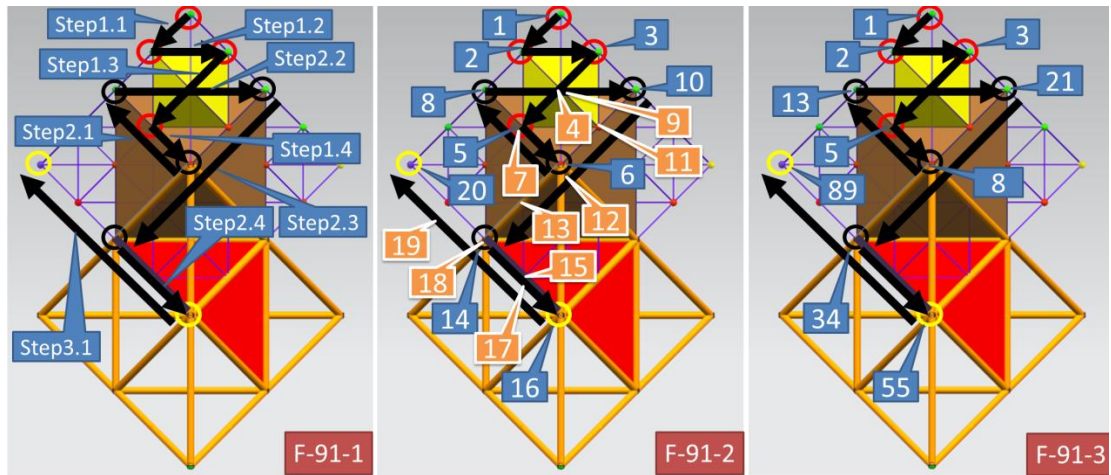
concept of logic and element and dimension, and it is the close of concept itself. Based on concept itself close F-33, put it into another F-33. In other F-33, concept itself of the last F-33 is represented by the union expression of three steps in each arrow. Three directions of arrow represent three changed concepts themselves of logic element and dimension. Changed concept is the element, so other F-33 is changed into the close of element itself. So it closed the concept itself and the element itself. And the change of concept itself and element itself both, it is the close of dimension itself. So dimension itself is closed with concept itself and element itself, and concept itself and element itself and dimension itself these three are closed. The logic itself is closed by concept itself and element itself and dimension itself. When the whole of derivation itself is defined to a concept, finally the logic is closed by logic itself.

(Paragraph-130) By the existence of a line (the realization of everybody, it is from ego to self), it derivate the whole world of himself (relative with the “everybody”) directly in reverse, and then directly derivate the absolute center (self of the “everybody”) in positive. And then derivate the whole world of all people. The “himself” is included into all people, so it is back into the world of “himself”. Finally it derivate the base point in the world of “himself”. So it start from self, back into self. The base point is different for each dimension (see as phase-base), so the self of the “everybody” is different. The world of the “everybody” can prove all of worlds, so finally all of base points are simplified into the opening-close ball center, and the ball center is simplified expression of the complete whole world. The point in the beginning hypothesis, it is projected by a line, and the world

is start from the line. When base point is represented by 1, it is projected into two positions. One of position is projected into a line, and the line is represented by 2, it is what we realized. The rest position is projected back into the absolute center in reverse, it is -1 (the symbol “-“ represents the dimension change. 1 represents the same base point of element itself in dimension change), the -1 it is the self. Opening-close world start from 2 (one line is represented by two points, so  $2=1-(-1)$ ), end in 10. These two elements (2,10), they changed into (0,1) ,2 after dimension change. It gets 1,(0,0) by dimension reverse again. Take “1” as viewpoint, the “1” is set into “0”. It gets the expression of complete close world (based on 1 self)  $0=(0,0)$ . The self-close based on the self, it realized the exist proof of “I”.

#### **Chapter four:** Dimension structure of Fibonacci number, and the meaning of number

(Paragraph-131) Figure-91-1 represent steps of the time-space change, and figure-91-2 represent ordinal number of the change passed position, and figure-91-3 represent the number change of steps position. Actually figure-91-3 is the dimension structure of Fibonacci number.



(Paragraph-132) As we know Fibonacci number has a regular, except 0 and 1, each third item is plus by last two items as figure-92. This regular is very clear in the dimension structure.

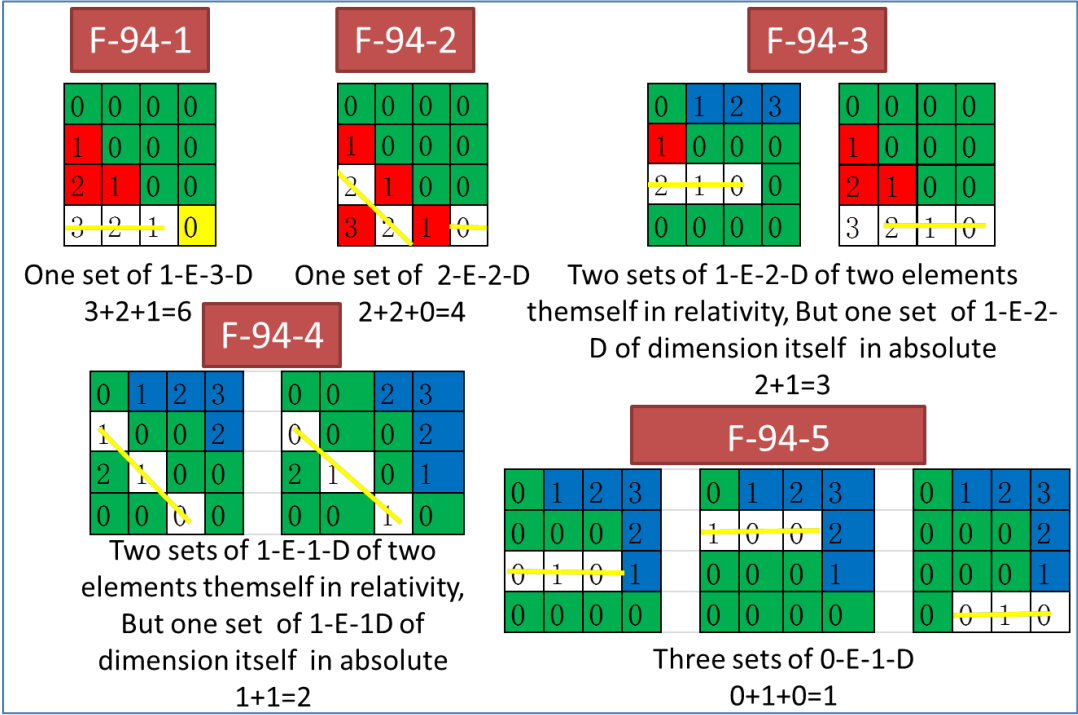
	0	=		+	
	1	=	0	+	1
	2	=	1	+	1
	3	=	2	+	1
	5	=	3	+	2
F-92	8	=	5	+	3
	13	=	8	+	5
	21	=	13	+	8
	34	=	21	+	13
	55	=	34	+	21
			55		34

(Paragraph-133) The number change in figure-92, it can be represented by figure-93. Refer figure-41 and figure-17-3, the blue wireframe represent time-space, the number 5 is the five vertexes of space-time as figure-39-1, and explained  $5 = (\sqrt{2})^2 + (\sqrt{2})^2 + 1^2$  in paragraph-103.



	1	=	0	+	5	*	0	+	1
	2	=	1	+	5	*	0	+	1
	3	=	2	+	5	*	0	+	1
	5	=	3	+	5	*	1	+	-3
	8	=	5	+	5	*	1	+	-2
F-93	13	=	8	+	5	*	1	+	0
	21	=	13	+	5	*	2	+	-2
	34	=	21	+	5	*	3	+	-2
	55		34		5	*	4	+	1
	89		55		5	*	6	+	4

(Paragraph-134) Simplified one-element-one-dimension to 1-E-1-D (other expression is in same simplification). As figure-94, grid represent the position in dimension, and the 0 in yellow represent the viewpoint position, and the digit in grid represent the absolute dimension of the grid. The yellow line through three grids, it represent three absolute dimensions (absolute 3-D, absolute 2-D, absolute 1-D). So the digits of three grids in each yellow line, they are no more than 3. When the viewpoint position changed with dimension projection, other un-changed positions (in absolute dimension expression) will be changed with viewpoint position after viewpoint position change in relativity dimension expression. Horizontal yellow line and incline yellow line represent the element itself and the dimension itself of viewpoint position change. Figure-94-1 represent relativity 1-D by the first level horizontal yellow line, figure-94-2 represent relativity 2-D by the first level incline yellow line, figure-94-3 represent relativity 3-D by the second level horizontal yellow line, figure-94-4 represent relativity 4-D by the second level incline yellow line, figure-94-5 represent relativity 5-D by the third level horizontal yellow line (base on the third level incline yellow).



(Paragraph-135) The change number of space-time in red wireframe in figure-93, it can be calculated as below.

absolute dimension calculation	1	$=((0-(0-(0-1))-0))^{\wedge}(((3-2)-(2-1))+1)*((2^2-1)-2^{\wedge}(2-(0-(0-(0-0))))))$
	2	$=((0-(1-(0-0))-0))^{\wedge}(((2-1)-(1-0))+1)*((2^2-2)-2^{\wedge}(2-(0-(0-(0-0))))))$
	3	$=((0-(0-(0-0))-1))^{\wedge}(((1-0)-(0-1))+1)*((2^2-3)-2^{\wedge}(2-(0-(0-(0-0))))))$
	0	$=((0-(0-(0-0))-0))^{\wedge}(((3-2)-(2-1))+1)*((2^2/2)-2^{\wedge}(0-(0-(0-(0-0))))))$
relativity dimension calculation		6=1+2+3+0
absolute dimension calculation	0	$=((0-(0-(0-1))-0))^{\wedge}(((3-2)-(2-1))+1)*((2^2/2)-2^{\wedge}(0-(0-(0-(0-1))))))$
	2	$=((0-(0-(1-0))-0))^{\wedge}(((3-2)-(2-1))+1)*((2^2/2)-2^{\wedge}(0-(0-(0-(1-0))))))$
	0	$=((0-(1-(0-0))-0))^{\wedge}(((3-2)-(2-1))+1)*((2^2/2)-2^{\wedge}(0-(0-(1-(0-0))))))$
	2	$=((1-(0-(0-0))-0))^{\wedge}(((3-2)-(2-1))+1)*((2^2/2)-2^{\wedge}(0-(1-(0-(0-0))))))$
relativity dimension calculation		4=0+2+0+2
absolute dimension calculation	0	$=(((1-(0-(0-1)))-0))^{\wedge}(((3-2)-(2-1))+1)*((2^2/2)-2^{\wedge}(0-(0-(0-(0-1))))))$
	3	$=(((1-(0-(1-0)))-0))^{\wedge}(((3-2)-(2-1))+1)*((2^2/2)-2^{\wedge}(0-(0-(0-(1-0))))))$
	0	$=(((1-(1-(0-0)))-0))^{\wedge}(((3-2)-(2-1))+1)*((2^2/2)-2^{\wedge}(0-(0-(1-(0-0))))))$
	0	$=(((1-(0-(0-0)))-1))^{\wedge}(((3-2)-(2-1))+1)*((2^2/2)-2^{\wedge}(0-(1-(0-(0-0))))))$
relativity dimension calculation		3=0+3+0+0
absolute dimension calculation	0	$=(((1-(0-(0-1)))-1))^{\wedge}(((3-2)-(2-1))+1)*((2^2/2)-2^{\wedge}(0-(0-(0-(0-1))))))$
	0	$=(((1-(1-(0-0)))-1))^{\wedge}(((3-2)-(2-1))+1)*((2^2/2)-2^{\wedge}(0-(0-(1-(0-0))))))$
	2	$=(((1-(0-(1-0)))-1))^{\wedge}(((3-2)-(2-1))+1)*((2^2/2)-2^{\wedge}(0-(0-(0-(1-0))))))$
	0	$=(((1-(1-(0-0)))-1))^{\wedge}(((3-2)-(2-1))+1)*((2^2/2)-2^{\wedge}(1-(1-(0-(0-1))))))$
relativity dimension calculation		2=+0+0+2+0
absolute dimension calculation	0	$=(((1-(1-(0-1)))-1))^{\wedge}(((3-2)-(2-1))+1)*((2^2/2)-2^{\wedge}(0-(0-(1-(0-0))))))$
	0	$=(((1-(1-(1-0)))-1))^{\wedge}(((3-2)-(2-1))+1)*((2^2/2)-2^{\wedge}(0-(1-(1-(1-0))))))$
	0	$=(((1-(1-(1-1)))-1))^{\wedge}(((3-2)-(2-1))+1)*((2^2/2)-2^{\wedge}(1-(1-(1-(1-1))))))$
	4	$=(((0-(0-(0-0)))-2))^{\wedge}(((3-2)-(2-1))+1)*((2^2/2)-2^{\wedge}(0-(0-(0-(0-2))))))$
relativity dimension calculation		1=0+0+0+4

F-95

(Paragraph-136) For example of absolute dimension calculation and relativity dimension calculation by "1" of 0-E-1-D representation. As figure-96, the red wireframe represent five element positions of space-time; the blue wireframe represent the change of absolute dimension, the final +1 represent the absolute plus based on relativity dimension change;

the green wireframe represent the opposite relative property of logics between element and dimension. the yellow wireframe represent the concept of logic change itself between element and dimension. The “2” in two small red wireframe, it is the “≡” in paragraph-117, it is the third number (the “2” based on 0,1). And the “2” in two small red wireframe represent the absolute binary-2 on two elements positions, and 2+2=4, the “4” represent the relativity binary-2. While in relativity binary-2 expression (0,1,2,3), the 4 will be carried into 0. And then 0 will be carried into 1 in absolute binary-2, so finally it gets 1=0+0+0+4. In number expression, the “1” itself represent the concept of absolute binary-2, and the “2” itself represent the logic of absolute binary-2. When the logic express into the concept, the “2” itself is changed into the concept of relativity binary-2. And the “1” itself changed into the one concept of the logic itself in each step (each dimension) of relativity binary-2.

absolute dimension calculation	0	$=(((1-(1-(0-1)))-1))$	$((((3-2)-(2-1))+1))$	$((2^2/2)$	$2^{(0-(0-(1-(0-0))))}$
	0	$=(((1-(1-(1-0)))-1))$	$((((3-2)-(2-1))+1))$	$((2^2/2)$	$2^{(0-(1-(1-(1-0))))}$
	0	$=(((1-(1-(1-1)))-1))$	$((((3-2)-(2-1))+1))$	$((2^2/2)$	$2^{(1-(1-(1-(1-1))))}$
	4	$=(((0-(0-(0-0)))-2))$	$((((3-2)-(2-1))+1))$	$((2^2/2)$	$2^{(0-(0-(0-(0-2))))}$
relativity dimension calculation	1=0+0+0+4				F-96

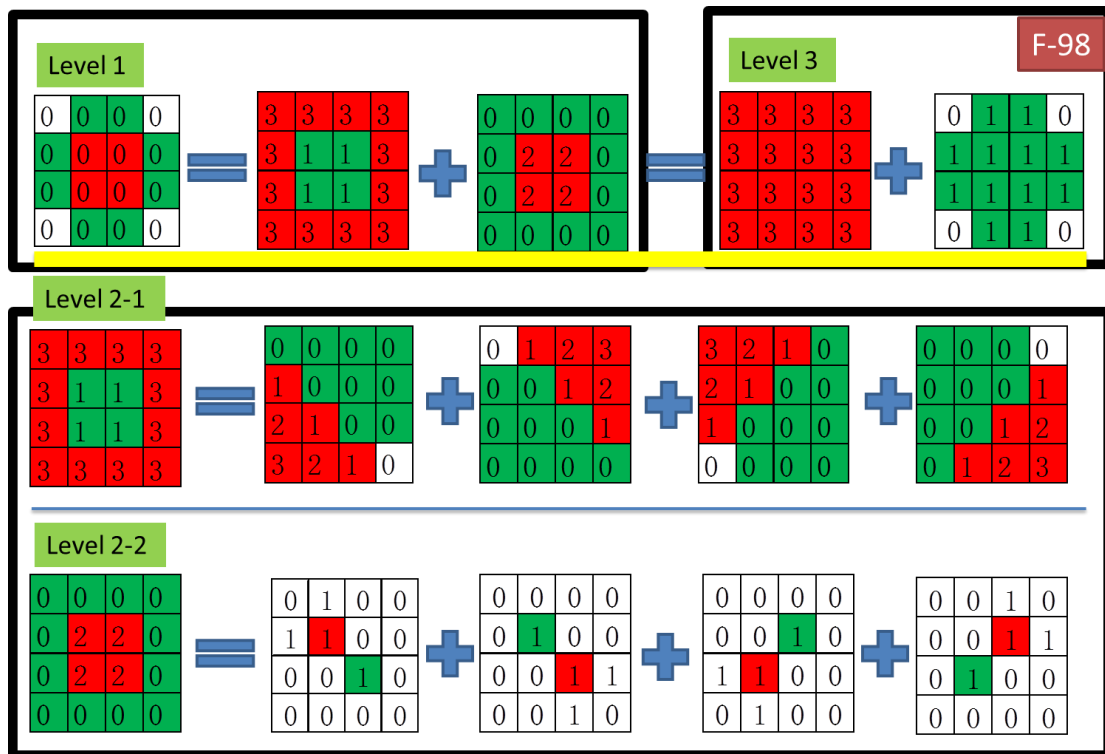
(Paragraph-137) The green wireframe in figure-93, it represents the change number of the position (out of the current time-space, and even cannot build a minimum time-space. after these 10 items calculated,  $1+1+1+(-3)+(-2)+0+(-2)+(-2)+1+4=-1$ , the “-1” represent the “-1” is created (projected) in  $0=(1,1,1,2,-1)$ . Figure-97 it explains the green wireframe of figure-93 in detail, for example as the position change number  $-3=(-1)^1*5+2^{(1/1)}$  (in the change number 5 of the fourth item in red wireframe in figure-97). As figure-39-2, position 3 is in a same step with position 5 in progressive synchronization. The position 3

is far away  $(-1)^1$  time-space from the position 5 (-1 represent the change of time-space, and  $^1$  represent one time-space changed), and there are five positions in a time-space, so it is  $(-1)^1*5$  finally. When it back into the progression again (start in next dimension), it including the step difference of dimension itself (from the position 3 to the position 5), it is  $5-3=1*2$  (one time-space means 1 step, and as figure-61-1 each step X2, so it is  $1*2$ ). And according the overlap part between the first step and the four step in figure-59-3, the first 1 of 1/1 (numerator) represent the first level time-space (the first step in figure-59-3). As 1X in yellow in figure-61-2, the second 1 of 1/1 (denominator) represent one time-space changed. Finally the special attention is the change number 4 of the item 10, and there are two progressions. At first  $0=1-(0-(0-1))$ , it is the carry from 1 to 0 in absolute binary-2. And then the second progression,  $0=4$ , it is the carry from 0 to 4 in relativity binary-2.

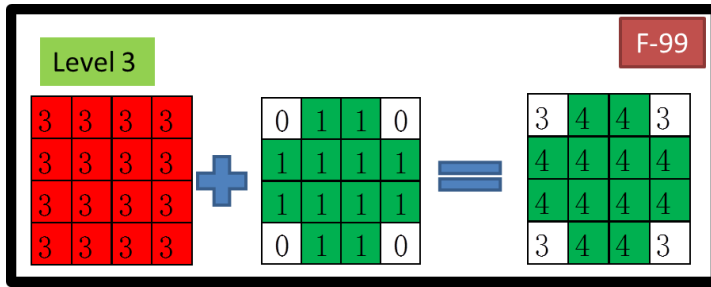
Item	Position ordinal number	Time-space change numbers	Position change number	Instruction
1	1	0	1	
2	2	0	1	
3	3	0	1	Position 1,2,3 doesn't build a time-space in progressive, so the position change number of time-space is 0. But each position is "1" position.
4	5	1	-3	$-3=(-1)^1*5+2^1(1/1)$
5	8	1	-2	$-2=(-3)+1*2^1/2$
6	13	1	0	$0=(-2)+1*2^2/2$
7	21	2	-2	$-2=0+(-1)*2$
8	34	3	-2	$-2=(-2)+(-1)^2*5-2^2/1-2^0$
9	55	4	1	$1=(-2)+1*2^2/1-2^0$
10	89	6	4	At first $0=1-(0-(0-1))$ , it is the carry from 1 to 0 in absolute binary-2. And then the second progression, $0=4$ , it is the carry from 0 to 4 in relativity binary-2.

(Paragraph-138) As figure-98, in the exprssion from relativity 4-D to absolute 3-D, these four number 0,1,2,3 represent four basic binary-0, binary-1, binary-2, binary-10 (based on dimension expression, they are relativity binary-10, absolute binary-10 in reverse, absolute binary-2, relativity binary-2). And these four binaries exchange each other, and build the digital expression of concept, logic, element, and dimension. As figure-25, each

binary is expressed by other three binaries.



(Paragraph-139) The part “level 3” of figure-98, it can be expressed as figure-99. It seems like relativity binary-2 expression should be  $2=(0,(1,3))$ . Even base point is closed by three phase-base point, but the phase-base point is closed based on base point also. Binary-2 is represented by other three binaries, these three binary expression also need be based on the binary-2 change. When binary-2 represent other binaries, and then back onto binary-2, as figure-48, it gets  $2=(0,(1,2,3,4))$ . In binary-2, the 4 is carried into 0, so it get  $2=(0,1,2,3)$ . We define the binary-2 (based on binary-2 change itself) to relativity binary-2. It is the relativity dimension calculation between 4 and 1 in figure-96.



(Paragraph-140) Refer  $0=(1,1,1,2,-1)$ , the number 0.618 is built by these five elements “0”, “.”, “6”, “1”, “8”. And refer paragraph- 38 to paragraph-43, the digit and the digit position of each element contain enough clear information. Such as “0” of 0.618, it represent the close of base point (as figure-31-2, the close of base point O is on the position B). The “.” represent the dimension itself change, and each digit position after the “.” represent a relativity dimension. These three digit positions of “6”, “1”, “8”, they represent the absolute 3-D based on relativity dimension, and these three digit positions themselves represent the dimension changes. For example by “6”, at first  $6=1+2+3$ , it represent three green arrow changes as figure-33. And  $1=0+1$ ,  $2=1+1$ ,  $3=2+1$ , they represent each horizontal change is +1. So  $6=1*2*3$ , it represent each green arrow is relative with three horizontal arrows. And as the representation 5 in figure-39-1, including the dimension change itself 1, finally it get  $6=1+5$ . It is the relativity between the first step and other three steps in horizontal, so the expression  $6=1+5$ , it is  $-1=5-6$  .it is the expression “ $\Xi$ ”= $\color{red}{1}+\color{red}{1}=\color{black}{2}$  in relativity expression

(Paragraph-141) These three digits “6”, “1”, “8”, each neighboring two digits represent the close of element change based on dimension. it is the relativity dimension change based on absolute dimension. Such as “61” is built by “6”, “1”. At first  $60=12*5$ , as figure-11-3 the

12 represent the concept number of relativity element close, and the 5 represent the concept of relativity dimension close. And +1 represent absolute dimension itself. So  $61=60+1$ , it explain the absolute dimension ( one of three absolute dimension axes) is represented by the exchange between 12 numbers of relativity elements in relativity dimension. And one concept is represented by six logics, one logic is represented by ten concept, so it is the change from absolute dimension to relativity dimension, it is  $60=12*5=6*10$ . And such as "18" is built by "1" and "8". At first  $15=5*3$  represent the concept of these three close logic close element close and dimension close (three concepts, and each concept is represented in relativity 5-D, so it is  $5*3$ ). The "+3"  $=+1+1+1$ , it represent concepts of logic element and dimension (they are represent expression  $15=5*3$  itself). so  $18=15+3$ , it is the expression of absolute dimension close. And  $18=16+2=2^4+2*1$  (the 4 and 1 represent the relativity of 5 vertex in a time-space). The digit-10 of 18 is 1, the digit-1 of 18 is 8. And  $8=2^{(4-1)}$ , it represent one relativity dimension change is relative with  $2^3$  changes of the whole absolute 3-D (these two 3 are relative each other, they represent 3 axes of absolute coordinate system). It is the change from relativity dimension to absolute dimension. So finally  $18=16+2=2^4+2*1$ , it represent relativity element expression of absolute dimension close (based on relativity dimension).

(Paragraph-142) Supplementary specification of 0.618:

As expression AO in figure-7, point A' is represented by the change of point O itself with dimension change (from view point position A to position O). So as figure-48-2, the position 2 is changed into position 0 in reverse (from position B back to position O). And

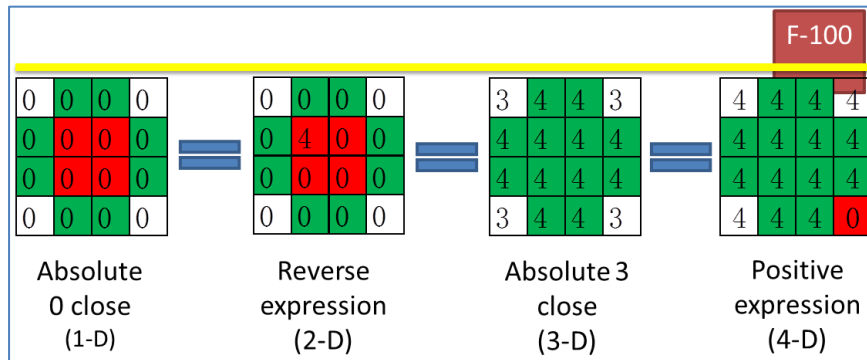


the position 0 is projected into point 1 after the change of position A and position B (projection point A). It is the first level expression. And as the position 3 and position 4 in figure-48-2, expression AO was already changed into expression AB, and expression AB is changed into expression BA as figure-11, it is closed on the position 0 finally. The “2” represent the exchange of dimension, based on the first level expression, the position 3,1,4 of figure-48-2 can be represented by (1+2), (0+1), (2+2). Extract the dimension itself expression, it gets (1,0,2)-(2,0,2), the first part (1,0,2) represent digits of the first level of element change in figure-48-2. And the second level of element change (2,0,2) represent the digits change expression of the first level of dimension change (from the first element expression to the second element expression). It is the change from 0-2 to 2-4 in figure-48-2 (refer the change from position O to position B, and from position B back to changed position A), it should refer the carry from 2 to 0 in absolute binary-2. As figure-11-1, with each dimension change, expression AB and expression BA exchanged once. So (2,0,2) is relative with the exchange expression between position A and position B (position B is expressed by position O). It is the exchange between position 3 and position 4, it gets (4,1,3,0,2) after exchange between position 3 and position 4 in figure-48-2. In relativity binary-2 (binary-2 based on binary-2), elements (position 4 and position 3) should be \*2, so it get 8 (4\*2) and 6 (3\*2). While the position 1 represent the dimension itself, so there is no change on the 1. But after the second element change, the 2 is carried into 0 in absolute binary-2. And the original 0 is changed into the next absolute binary-2. As paragraph-112, in one dimension it can represent only one dimension expression. So the original 0 is represented by “.” (the “.” is not a number actually, it is a

symbol of dimension itself). It gets (816.0). And as paragraph-15, the realization is based on real reverse, so it get (0.618) by turn over (816.0).

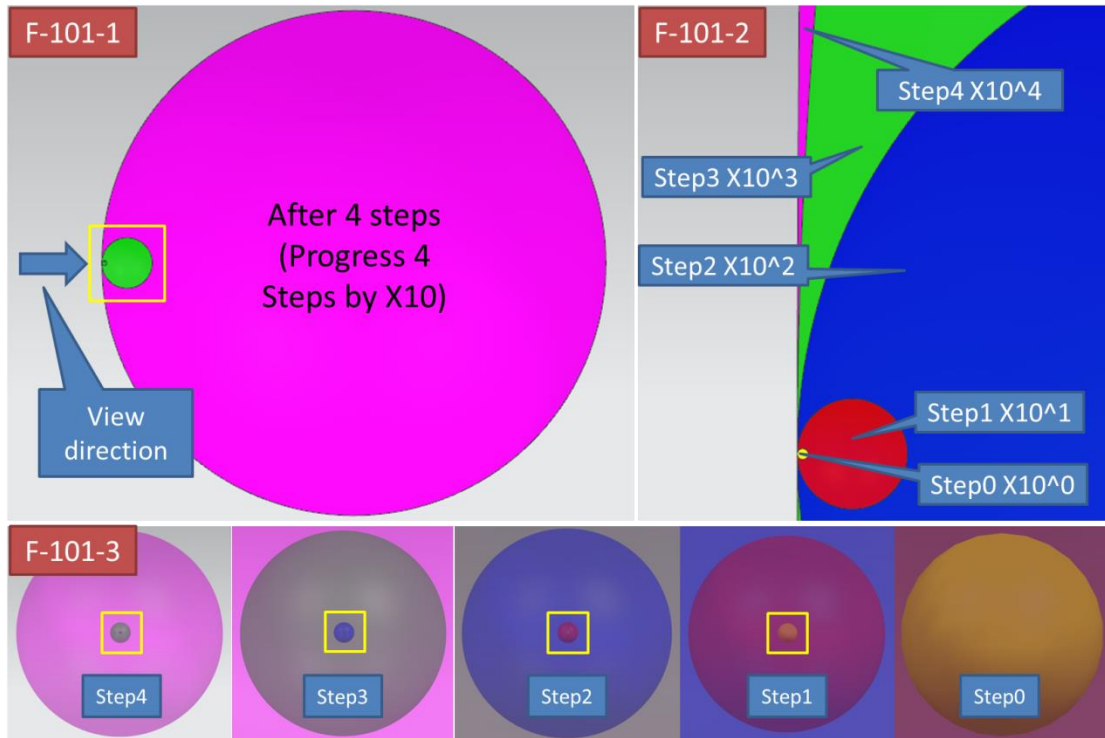
(Paragraph-143) In relativity bianry-2, 0=4 of the carry from the fourth position to the next first position. Based on absolute 3-D, the projection digit of relativity 4-D show as

figure-100.

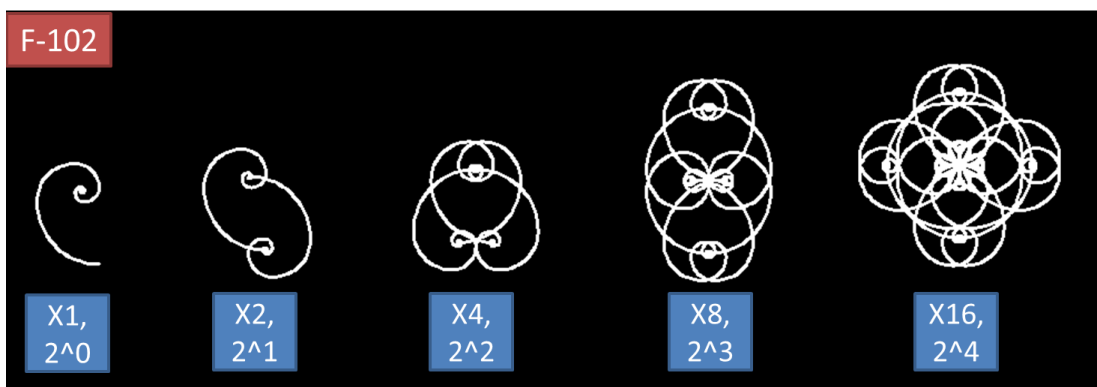


**Chapter five: Nuclear Fusion in positive and reverse**

(Paragraph-144) At first as figure-101-1, it start from a point on the ball surface. Set the direction through the diameter as the vision direction. Figure-101-2 represent the four steps are overlapped in diameter axis. And figure-101-3 represent the relativity between two neighbor steps from the vision, such as the step 3 represent the yellow wireframe of the step 4, and so on until step 0.

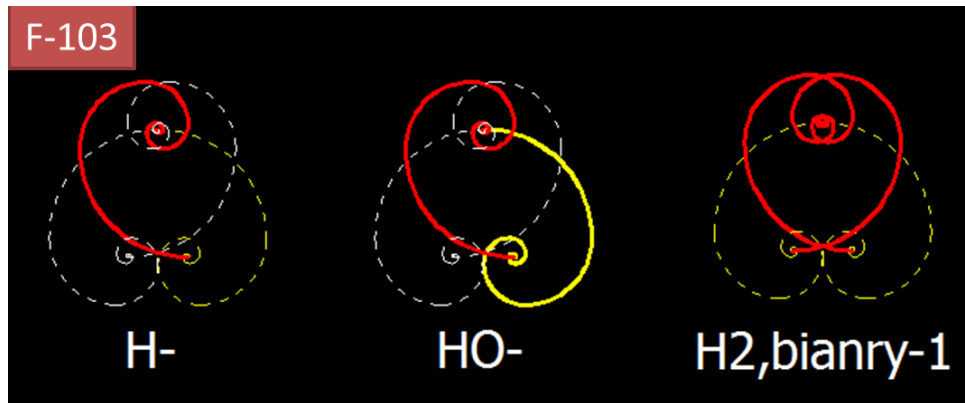


(Paragraph-145) Based on vision of figure-101, as figure-80 overturn a helix ( the helix is built by 10 lengths) to express  $X_1$ . And it get figure-102 by dimension change, it including relativity 5-D changes based on relativity binary-2, it represent  $X_1, X_2, X_4, X_8, X_{16}$  these five expressions. Refer the basic F-33, the expression start from the circle, and then change into ellipse, finally back into the circle.

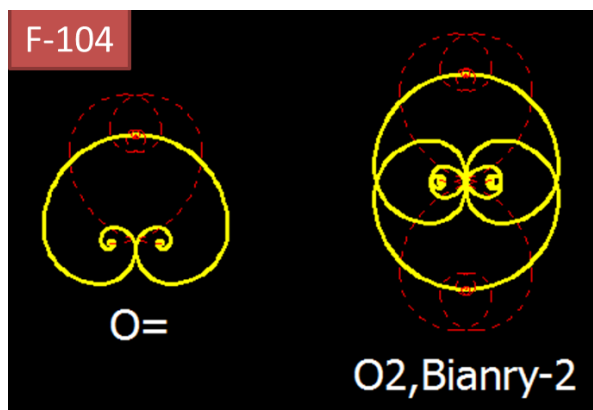


(Paragraph-146) As figure-103, expressions of H-, HO-, and H2. In chapter five, virtual line

represent the relative part (the part is not expressed directly). Any binary is relative with other three binaries, except the binary-0 of step 0, there are still remain two kinds of binary expression. So the expression H- is not only relative with O- (virtual yellow line), but also relative with C- (virtual white line).

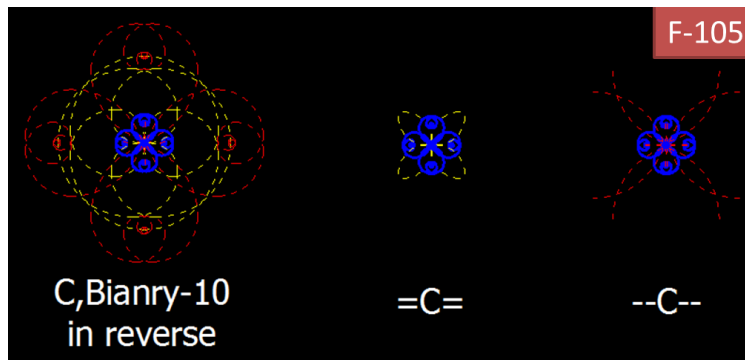


(Paragraph-147) It is similar with one dimension relative with two elements, one O= is relative with two H- also. As figure-104, the O= is changed by two HO-, while O2 is built by two O=. finally it get O2, the expression of bianry-2 itself.

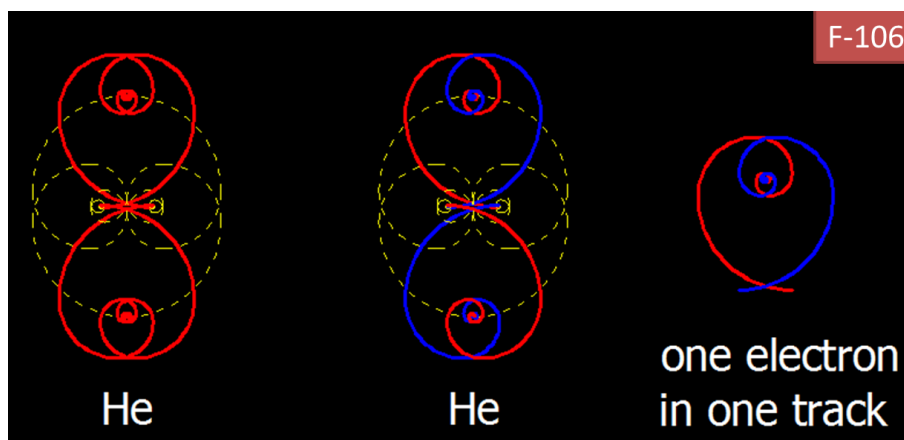


(Paragraph-148) There are four bonds in one =C=, it is relative with two O=. As figure-105, it is the expression of =C=, and simplified into structure expression of C4 in reverse. The C4 (it is C in shorten) is the structure expression of binary-10 in reverse. The reverse is

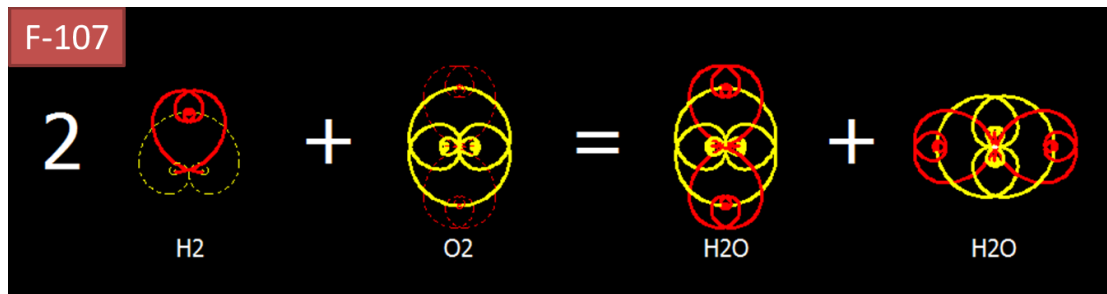
represented by the digit carry from digit-1 to digit-10, it is the change from 2 to 10. The difference between C4, H2, and O2 is, the helix of C4 express six steps directly only, while the helix of H2 and O2 expression ten steps directly. Whatever it is, these three binaries all are closed, only because the different dimension, the expression of close is different.



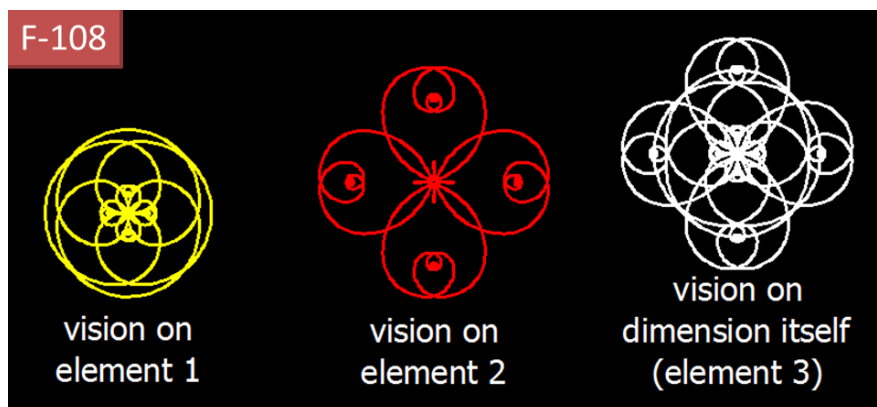
(Paragraph-149) As figure-106, it seems the blue helix is reverse with the relative red helix, but actually as figure-78 it is the projection onto the back of ball vision, it is a same direction with the red helix. It is one same atom on one same track, so element He has two atoms, two protons, and two invisible neutrons. While H2 has two atoms on one same track, expression H- of figure-103 is the expression in positive, and the expression H- in reverse will be expressed in figure-109-4.



(Paragraph-150) As figure-107, even these two kinds of hydrones have same structure, but they are in different position and direction, so they are two kinds of hydrones. And these two kinds of hydrone are projected in a same time. They are the basic of creatures life, they are two elements themselves in dimension. H and O are two elements themselves in element. Refer the plane of secondary relativity 4-D, based on element itself, the dimension itself has two kinds of expression. one expression is expressed from element 1 vision, the other expression is expressed from element 2 vision.

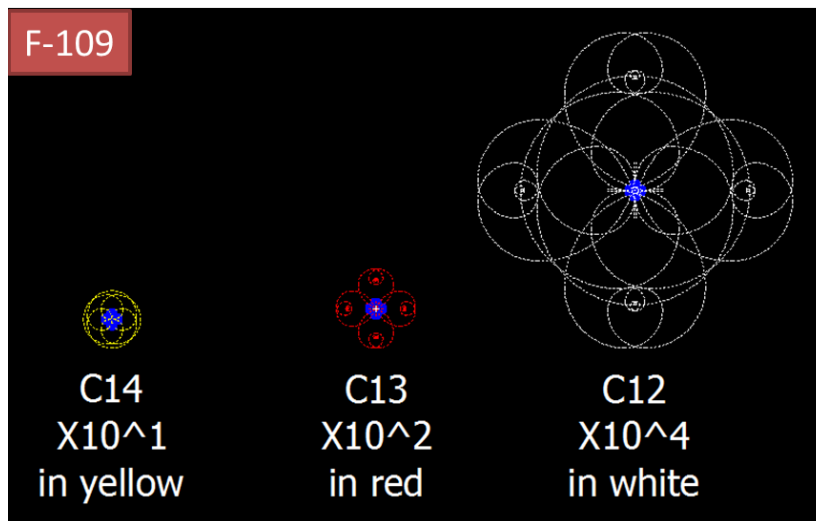


(Paragraph-151) The above are two expressions on element vision, it is not including the vision on dimension itself. As figure-108, including dimension itself, there are three kinds of expression visions.

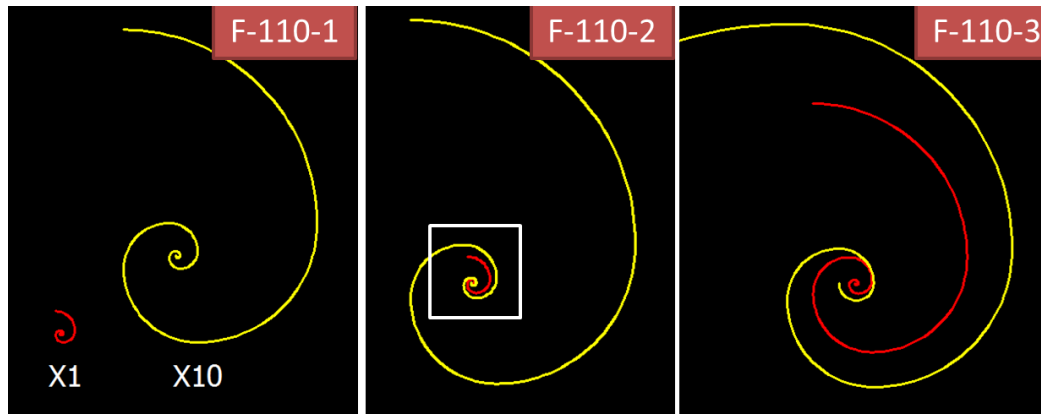


(Paragraph-152) As figure-109, for example by element C to explain three kinds of isotopes in nature (in absolute), the structure in blue represent element C. And different

color of virtual line represent different dimension background, and the enlarge view is a schematic diagram (such as  $X10^2$  is represented by X2 only, and  $X10^4$  is represented by X4 only). Actually in chapter five all of figure are schematic diagram, they are not express the dimension themselves (expression of dimension on dimension). Such as C4 is relative with binary-10, refer figure-58 and figure-59, the dimension themselves should be represented by enlarge X1, X2, X4, X8 (it is same expression with simplified  $X10^2$  into X2 in binary-10).

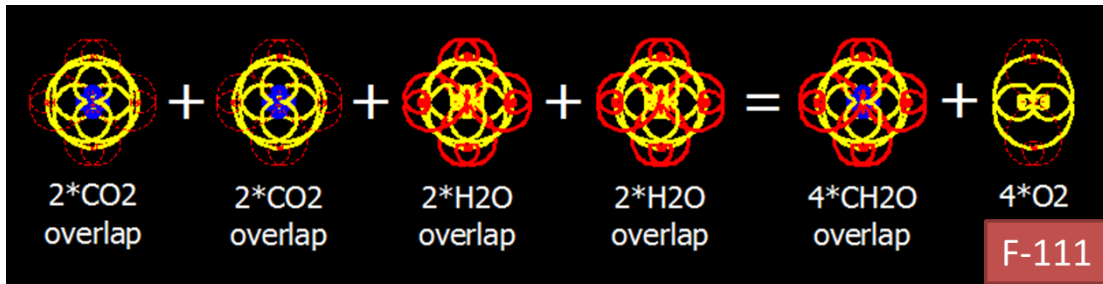


(Paragraph-153) As figure-110-1, they are two helix of enlarge X1 and X10. Overlap the center of these two helix, and then it get figure-110-2, the figure-110-3 represent the white wireframe of figure-110-2. According figure-110-3, they are different tracks between X1 and X10, but they have same structure. So isotopes are elements that has same structure on different track.

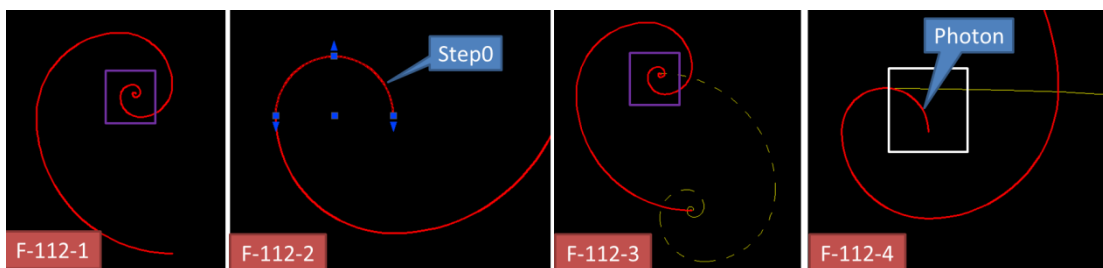


(Paragraph-154) The projection between three kinds of binaries, it has much more expressions of dimension change. As figure-111, it is the expression of photosynthesis. Under other dimension, the photosynthesis will be associated with other reaction expression. Except the expression of single element, we explain the most basic multiple elements reaction expression (photosynthesis expression). The “overlap” in figure-111 refers the view direction of figure-101. Whatever dimension of reaction is, each reaction must be one of three basic binaries exchange. As figure-111, the first condition of organics is H<sub>2</sub>O, and then the second condition of organics is CO<sub>2</sub>. Actually CH<sub>2</sub>O is the expression of relativity binary-10, each relativity binary-10 is represented by four absolute binary-2 changes. And each CO<sub>2</sub> and H<sub>2</sub>O represent two absolute binary-2 changes (C and O, H and O), so there are two couples of CO<sub>2</sub> and two couples of H<sub>2</sub>O. each couple H<sub>2</sub>O have two kinds of positions, so H<sub>2</sub>O have four kinds of positions. In same reason, CO<sub>2</sub> have four kinds of position also.





(Paragraph-155) It seems there is no photon expression in photosynthesis, actually it has. As figure-112, use cross projection between two helix to express the photon. Except step 0 is represented by 1/2 circle, other steps are represented by 1/4 circle. Figure-112-1 is the expression of one single element, figure-112-2 is the enlarge view of purple wireframe in figure-112-1. Figure-112-3 is the expression of one couple of relative elements, figure-112-4 is the enlarge view of purple wireframe in figure-112-3. As the white wireframe in figure-112-4, the sum of all helix step 0 in reverse, it is the photon. The nature of photon is the minimum expression of element based on dimension in reverse. It is the expression of space in time.



(Paragraph-156) Nuclear Fusion in positive is started from step 1, but as the reverse arrow of step 4 in figure-89-2, the Nuclear Fusion in reverse is started from step 4. Because dimension change, step 1 is relative with step 1(0) actually. While step 4 is the absolute real step 1 in dimension change itself. It is much clear explain it by binary and

digit. Absolute binary-2, it is the exchange expression based on concept and logic (in the expression with concept and logic and element and dimension). Relativity binary-2, it is the exchange expression based on element and dimension (in the expression with concept and logic and element and dimension). The start point of step 1 is 0, it is expressed by relativity binary-2 (0,1,2,3). While the start point of step 4 is 1, it is expressed by absolute binary-2. The start point 1, it means each digit is relative with the expression of binary, it is  $2^{(1-0)}$ . And each binary is expressed by other three binaries, so it is  $2^{((1-0)+(1-0)+(1-0))}$  for dimension expression of each digit. Including the digit 1 itself of absolute binary-2 (expressed by  $1=2^0$ ), finally it get the expression of step 4 in absolute binary-2 based on relativity binary-2, it is  $2^1+2^3+2^3+2^3=26$ . For step 1, each step change relative with step 1, it is  $10=2+2^3$ . While for step4, the first step change relative with step 4 is  $0=2$ , and then each rest step is expressed by  $1=2^3$ . That is why the highest dimension in un-virtual positive is 10-D, the highest dimension in un-virtual reverse is 26-D. These two expressions are based on reduce dimension change in real reverse. The element H with atom number 1 is the beginning of Nuclear Fusion in positive. The element Fe with atom number 26 is the beginning of Nuclear Fusion in reverse.

## Reference

**Axial tilt;** paragraph in this article:paragraph-72;

[https://en.wikipedia.org/wiki/Axial\\_tilt#Earth](https://en.wikipedia.org/wiki/Axial_tilt#Earth); version: This page was last modified on 17

July 2015, at 20:32

**Quantum optics**; paragraph in this article: paragraph-80 to paragraph-81;

[https://en.wikipedia.org/wiki/Quantum\\_optics](https://en.wikipedia.org/wiki/Quantum_optics); version: This page was last modified on 25

August 2015, at 04:11

**Wave–particle duality**; paragraph in this article: paragraph-85;

[https://en.wikipedia.org/wiki/Wave–particle\\_duality](https://en.wikipedia.org/wiki/Wave–particle_duality); version: This page was last modified

on 6 August 2015, at 08:08

**Metric expansion of space**; paragraph in this article: paragraph-105;

[https://en.wikipedia.org/wiki/Metric\\_expansion\\_of\\_space](https://en.wikipedia.org/wiki/Metric_expansion_of_space); version: This page was last

modified on 8 August 2015, at 17:05.

**Kepler's laws of planetary motion**; paragraph in this article: paragraph-108 to

paragraph-111; [https://en.wikipedia.org/wiki/Kepler%27s\\_laws\\_of\\_planetary\\_motion](https://en.wikipedia.org/wiki/Kepler%27s_laws_of_planetary_motion);

version: This page was last modified on 24 August 2015, at 15:47

**Mass–energy equivalence**; paragraph in this article: paragraph-123;

[https://en.wikipedia.org/wiki/Mass–energy\\_equivalence](https://en.wikipedia.org/wiki/Mass–energy_equivalence); version: This page was last

modified on 4 September 2015, at 11:5

**M-theory**; paragraph in this article: paragraph-130; <https://en.wikipedia.org/wiki/M-theory>;

version: This page was last modified on 5 August 2015, at 19:50

**Fibonacci number**; paragraph in this article: paragraph-131;

[https://en.wikipedia.org/wiki/Fibonacci\\_number](https://en.wikipedia.org/wiki/Fibonacci_number); version: This page was last modified on 31 July 2015, at 13:25.

**Gravity**; paragraph in this article: the positive derivation of the whole closed-system;

<https://en.wikipedia.org/wiki/Gravity>; version: This page was last modified on 4 September 2015, at 03:22