

The Electromagnetic Nature of Tornadic Supercell Thunderstorms

Last modified: 2013-06-27 11:34:24 UTC

© 2007~2013 [Charles L. Chandler](#)

Contents

1. [Preface](#)
2. [Abstract](#)
3. [Motivation](#)
4. [Strategies](#)
5. [Thermodynamics](#)
6. [Thermodynamic Supercells?](#)
7. [Charge Separations](#)
8. [Electromagnetic Toroids](#)
9. [Effects of EM on Supercells](#)
10. [Hail & Wind Shear](#)
11. [Toroids to Mesocyclones](#)
12. [Descending Mesocyclones](#)
13. [Curved Hodographs](#)
14. [Scale Independence](#)
15. [Steering Winds](#)
16. [Hail & Centrifugal Forces](#)
17. [Green Thunderstorms](#)
18. [Lab Suction Vortexes](#)
19. [Atmospheric Vortexes](#)
20. [Electric Tornadoes?](#)
21. [A New Hypothesis](#)
22. [Tornadic Inflow](#)
23. [Rear Flank Downdrafts](#)
24. [Funnels & Wedges](#)
25. [Baseless Tornadoes](#)
26. [Filamented Vortexes](#)
27. [Tornadic Luminosity](#)
28. [Vortex Breakdown](#)
29. [Debris Clouds](#)
30. [Dust Sheaths](#)
31. [Internal Downdrafts](#)
32. [Telluric Currents](#)
33. [Tornadic Levitation](#)
34. [Exploding Houses](#)
35. [Undulating Tornadoes](#)
36. [Multiple Vortexes](#)
37. [Eccentric Sub-vortexes](#)
38. [Polarity Reversals](#)
39. [Lightning Holes](#)
40. [RF Emissions](#)
41. [Smells & Sounds](#)
42. [Corona Discharges](#)
43. [Cloud-base Striations](#)
44. [Mammatus Clouds](#)
45. [Waterspouts](#)
46. [Dust Devils](#)
47. [Blackwell-Udall Storm](#)
48. [Balance of Forces](#)
49. [Research Trends](#)
50. [Prediction & Detection](#)
51. [Prevention](#)
52. [Conclusion](#)
53. [Previous Works](#)
54. [Future Research](#)
55. [Call for Volunteers](#)
56. [Acknowledgments](#)
57. [References](#)

1. Preface

Please note that in meteorology, the term "thermodynamics" is used in the most literal of its senses: the dynamics of thermal fluxes. It is also assumed that the topic is open-air convective systems. Within this context, thermodynamics is the study of heat sources and sinks that alter the density of the air, which in the presence of gravity results in airflows, which can be quantified in fluid dynamic terms. Other disciplines use "thermodynamics" to refer to general principles of energy and entropy that apply to all forces, including electromagnetism. But in meteorology, electromagnetism and thermodynamics are studied separately. For example, the following is a quote from an FAQ page maintained by [NSSL](#).

Question: Are there electromagnetic or magnetohydrodynamic explanations for the development of tornadoes?

Answer: As far as scientists understand, tornadoes are formed and sustained by a purely thermodynamic process.

The present work takes a very different position, and demonstrates that electromagnetism has to be promoted to the status of a peer with thermodynamics if we are to achieve a more accurate description of the phenomena. But the point here is that the reader may find it odd to hear electromagnetism and thermodynamics being discussed as peers – that's not the correct relationship between these two sets of principles. Yet in meteorology, this is conventional usage of the terms.

2. Abstract

Supercell thunderstorms, and the tornadoes they spawn, are considered. Consistency with the current research trends within the disciplines of meteorology and geophysics is neglected in the pursuit of a mechanistic model that can more accurately describe the distinctive characteristics of tornadic supercells. Specifically, the common assumption that electromagnetism is too weak to influence the behavior of a supercell is challenged. The charge separation process in the storm creates electric fields that exert a force more powerful than gravity on charged particles, which then exert aerodynamic forces on the surrounding air, thereby modulating the flow fields. Charged gases also have lower viscosities, and therefore flow faster in pressure gradients. Furthermore, charged gases are less prone to turbulence, with dramatic effects on the net velocities. Studying supercells as charged gases might enable solutions to many otherwise intractable problems. Most significantly, a mechanistic model of the tornadic flow field is presented. While a tornado occurs within the influence of a low pressure aloft, and is typically thought to be a simple suction vortex, its defining characteristics are that the lowest pressure, tightest radius, and fastest wind speeds occur at the ground, farthest from the low pressure aloft, and where the friction is the greatest. This proves that the primary energy conversion occurs at the ground, and that the low pressure aloft is merely absorbing the exhaust from that conversion. In conventional meteorology, the only energy available for conversion near the ground is latent heat stored in water vapor, but

the release of latent heat continues through the entire height of the tornado (and beyond), and therefore cannot be concentrated just at the base of the vortex. The only other force present is electromagnetism. Previous research showed that ohmic heating from the flow of an electric current through the tornado is more powerful than latent heating, but similarly, this energy is thermalized through the entire height of the vortex, leaving the extreme low pressure near the ground unexplained. The sustained current inside the tornado was confirmed by various methods to be greater than 100 amps. Inexplicably, evidence of such a current going into the ground has never been found. The possibility not considered by previous research is that the current terminates in the air itself, meaning that the tornadic inflow is charged. If so, it induces an opposite charge in the ground, and is attracted to that charge. As the air flows along the ground, skin friction generates heat. Once the air enters the vortex, the electric current neutralizes the charge, releasing the air from its attraction to the ground, and thus releasing the accumulated thermal potential. This means that the unexplained power expended by the tornado on the ground answers its own question, as the frictional heat so generated is the only energy that could cause a robust updraft so close to the ground, while the charge neutralization is the critical conversion. The energy budget of the entire tornado can then be reconciled as the sum of frictional heating at the ground, latent and ohmic heating inside the vortex, and the low pressure aloft. An extensive review of the data is made, without finding reason to abandon this model. The implications are then considered.

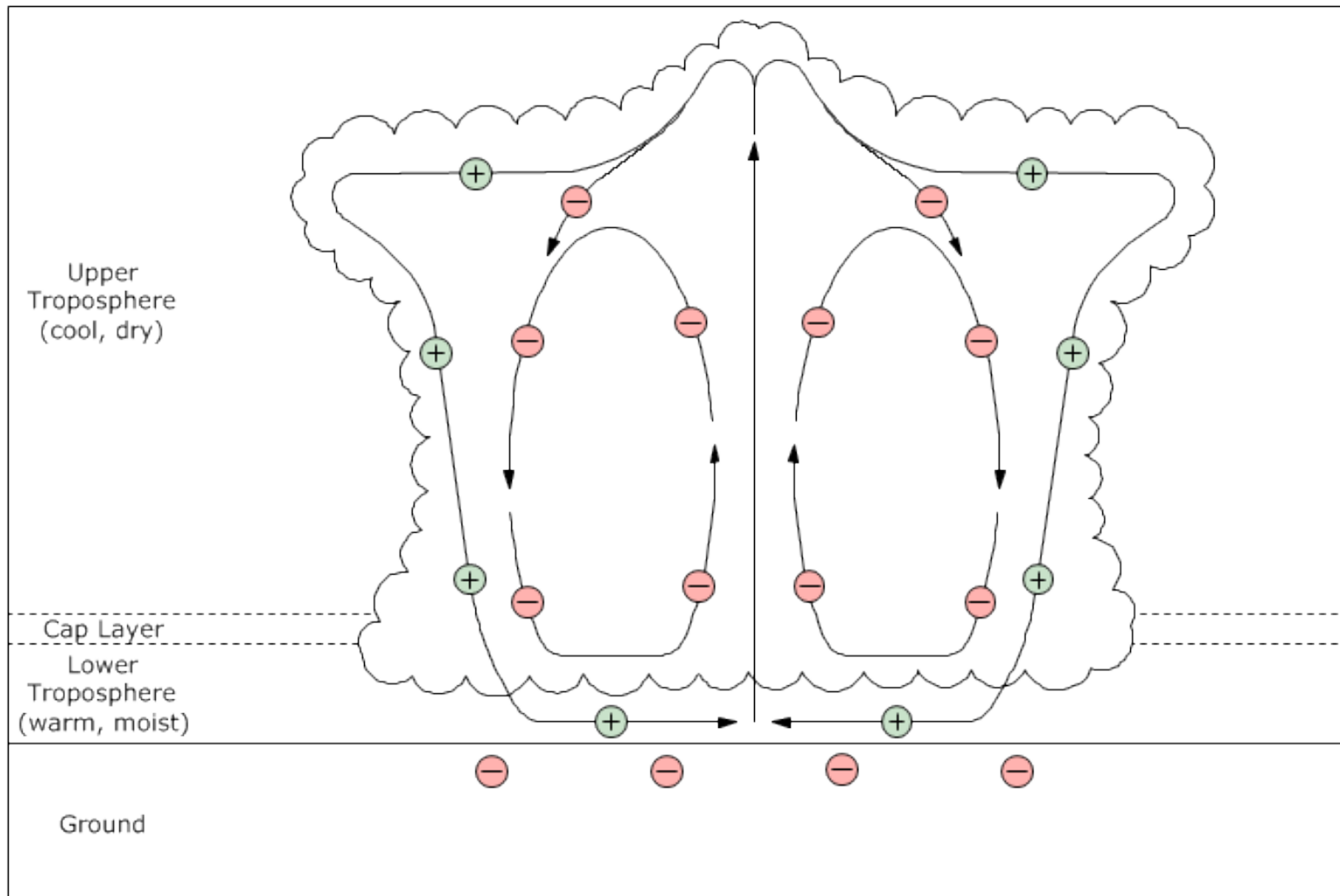


Figure 1. Conceptual model of the movement of charged particles in a symmetrical tornadic storm (such as a "pulse" storm). Asymmetrical storms, in which wind shear is a big factor, will be treated as variations on the same principles.

[3. Motivation](#)

Every year in the U.S., on average, tornadoes destroy \$982 million worth of property,^{1,2} and kill 89 people.³ (Note that average damage estimates vary widely, from one year to the next, and depending on the source of the report. FEMA reports average losses of roughly \$500 million, but that's just what it pays.² Insurance companies reported losses were roughly \$27 billion in 2011 and \$15 billion in 2012 — the two costliest years on record.⁴ The total, including uninsured losses, is obviously far greater.)

There is no known way to prevent tornadoes, so there is no way to avoid damage to permanent structures. The only defensive strategy against tornadoes involves teaching people how to respond in the event of a tornado, and issuing warnings when tornadoes are approaching.

There are three types of tornado forecasts issued by the U.S. National Weather Service (NWS).

- [Convective outlooks](#) are issued up to 3 days in advance, and discuss the probability of tornadoes on a regional basis. These typically cover substantial portions of states, or several states, and are not specific enough to warrant defensive measures on the part of the general public. Outlooks are used to modulate NWS resource

allocation, such that critical conditions are well-monitored.

- [Tornado watches](#) are issued several hours in advance, and though more specific than convective outlooks, are still essentially regional advisories, typically covering over 50,000 km². While convective outlooks are projections of probabilistic factors, tornado watches are based on the actual conditions that develop during the day. The main intent of tornado watches is to give emergency managers time to prepare for what might happen.
- [Tornado warnings](#) are issued when Doppler radar detects mesocyclonic rotation at speeds characteristic of an actively tornadic supercell. Frequently, storm spotters confirm that the tornado warning was issued just as the funnel cloud began to descend. In short, a tornado warning means that a tornado is currently forming, and will be on the ground in a matter of minutes. These are specific enough to warrant defensive measures on the part of the general public.

In October of 2007, NWS transitioned from county-wide warnings to "storm-based" warnings. The warning zones are far smaller, and this has resulted in a vast reduction in the number of people getting warned unnecessarily. (See Figure 2.)

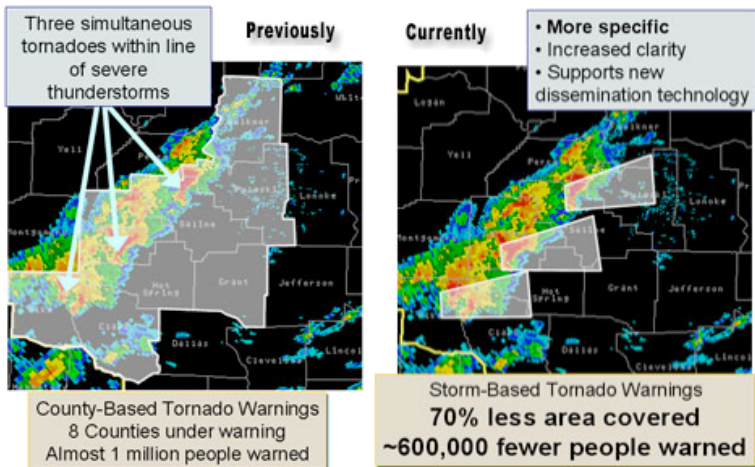


Figure 2. Storm-based warnings, courtesy [NWS](#).

But despite the advances that have been made, the science behind tornado warnings is far from mature. The following statistics are from the [NOAA 2011 Budget](#) (beginning on pg. xlvi), and show the lead time, accuracy, and false alarm rate of tornado warnings, 2006~2011.

Table 1. Severe Weather Warnings: Tornadoes

	actual				target	
Year	06	07	08	09	avg 10	11
Lead Time (minutes)	13	13	14	12	13	12
Unwarned Events (%)	25	22	28	34	27	30
False Alarm Rate (%)	79	76	75	77	77	72

The lead time could be increased, and the number of unwarned events could be reduced, by lowering the threshold for what is considered to be sufficient mesocyclonic rotation for tornadogenesis. But this would increase the false alarm rate, and that would lower the credibility of the information being disseminated. All factors considered, the existing criteria for issuing tornado warnings are striking the right balance.⁵

But with only 13 minutes of lead time, people in harm's way do not have very many options. Seeking shelter in a better-built structure nearby is risky, and evacuating is out of the question. (An unfortunate percentage of people killed by tornadoes die in their cars as they attempt to outrun the storms, not realizing that poor visibility, downed trees and power lines, and other motorists can block their way, leaving them totally exposed to the tornado.)

And there is another vital bit of information that is not even present in the tornado warnings, because we simply do not have this information in advance: an estimate of how powerful the tornado will become. Most tornadoes are weak, and these are responsible for a very small percentage of the tornado-related deaths. If the false alarm rate included all of the warnings for weak tornadoes that posed little danger to the public, the false alarm rate would be far higher.

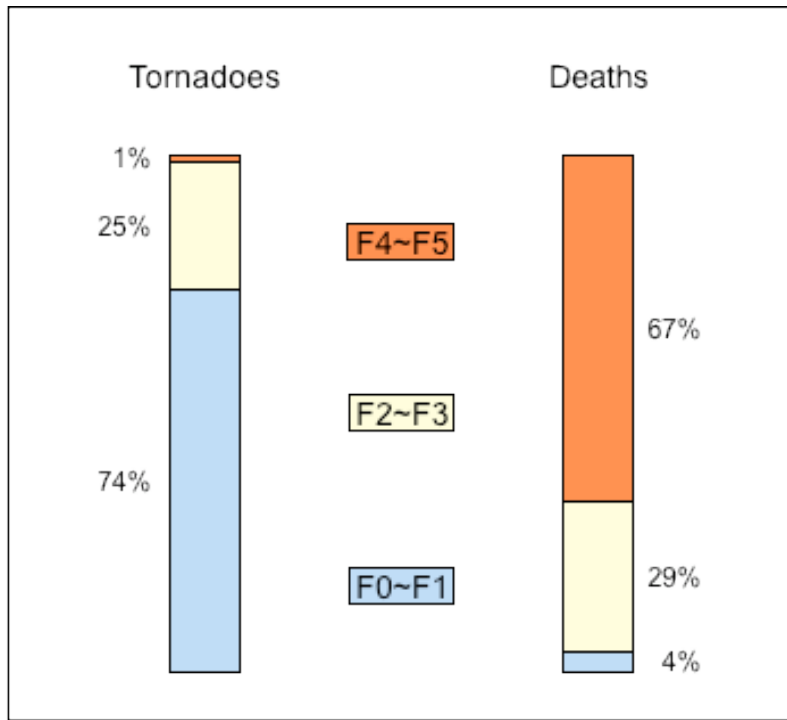


Figure 3. Tornado statistics by F-Scale, 1950~1994, from [The Tornado Project](#).

Improvements in the lead time, and in the reliability of the warnings, including gaining the ability to predict the strength of the tornado that will form, will have tangible benefits.⁶ One study cited lost time due to false alarms as the biggest expense of tornadoes.⁵ More reliable warnings would also be taken more seriously, and people would take the appropriate actions, instead of

ignoring the warnings.⁵ And the greater the lead time, the more things that can be done to save lives, and even certain types of property. The following is a rough representation of the kinds of defensive measures can be taken, given the amount of lead time, and assuming that the warnings are reliable enough to warrant such measures.

- 10 minutes – people can go to the lowest level in the building, and get under something sturdy. This is the extent of the current defensive strategy.
- 20 minutes – people could run to nearby structures that offer better protection, and people in cars could find suitable shelter. Parked cars could be moved into garages.
- 30 minutes – airports could get planes into the air to avoid being destroyed. (See [this](#) for photos of Tinker Air Force Base after getting hit by a tornado on March 20, 1948. A week later another tornado hit the same base, but meteorologists predicted it, and many planes were moved into hangars, greatly reducing the destruction.)
- 1 hour – people in rural areas could get into cars and get out of the way of the tornado. Schools and businesses could be closed, and sports arenas could be evacuated.
- 2 hours – small population centers could be evacuated.

Obviously, the longer the lead time, the less reliable the forecast, and the more questionable it becomes to consider large-scale defensive measures. But we should

not rule out the possibility that even longer lead times than this might be possible someday. Furthermore, we should acknowledge that not all decisions are made in exactly the same way, and require exactly the same degree of certainty. There have been cases in which the convective outlook was so convincing that schools were closed for the day, and many lives were saved, even though the conditions had not yet materialized for tornado watches, much less for tornado warnings.⁷ Every advance in our understanding of tornadic storms has led, and will continue to lead, to more lives saved and more property protected.

And while the science of tornadoes *is* advancing, everybody agrees that it isn't advancing fast enough. As our cities and suburbs continue to grow, the cost of storm-scale catastrophes increases.⁸ Because of this, aggressive initiatives are being considered for mitigating the risks posed by tornadoes. Included are plans for the

implementation of finer-resolution Doppler radar,⁹ and/or many more Doppler radar installations,^{10,11} both of which will improve the quality of tornado warnings. There has even been funded research concerning the disruption of tornadic storms using microwave energy beamed down from a satellite,^{12,13,14,15,16,17} or by triggering lightning strikes,^{18,19,20} thereby eliminating the death and destruction that tornadoes cause.

But these are all brute-force methods, assuming that we already understand the adversary, and that we simply have to be more aggressive if we are to make progress. Yet the best-spent money is well-informed money. Seeking a better *understanding* of these storms must be part of the initiative, and that is where we have the greatest opportunity for progress.



Figure 4. Damage from an F4 tornado in La Plata, MD, 2002-04-28, courtesy [NOAA](#).



Figure 5. Damage from an F5 tornado in Bridge Creek, OK, 1999-05-03, courtesy [NOVA](#).



Figure 6. Damage from an EF5 tornado in Greensburg, KS, 2007-05-04, courtesy [FEMA](#).



Figure 7. Damage from EF5 tornado in Moore, OK, 2013-05-21, courtesy [AP/Tony Gutierrez](#).

4. Strategies

A study of tornadoes begins with a study of the parent thunderstorms. Current research focuses on the thermodynamic factors. The most thorough attempts at modeling the dynamics of thunderstorms have taken the following factors into account:

- differences in air temperature, pressure, and humidity at various altitudes in the troposphere before the storm begins,
- heat sources and sinks, including the Sun heating the surface of the Earth, as well as heat exchanges due to the evaporation and condensation of water molecules,
- the motion of parcels of air due to changes in density, given the force of gravity, and given the density of neighboring parcels,
- where and when the water molecules will change state within the cloud,
- the effect of gravity on liquid and solid water particles, and
- the aerodynamic effect that liquid and solid water particles will have on the parcels of air through which they fall.

That's all of the forces operative at this scale, except electromagnetism. Unfortunately, physics simulations incorporating just these factors fail to resolve into supercells. And while probabilistic modeling based on thermodynamics can predict the emergence of supercells far better than chance, researchers are baffled by the

cases in which all of the known factors were present, and yet no supercell formed. This suggests that we're missing something, and of course, the only thing that we're not taking into account is electromagnetism.

The omission of electromagnetism is not because anybody doubts its presence in thunderstorms. Rather, it is omitted because no one has demonstrated that it is anything more than a side-effect. The heat generated by lightning is less than 1% of the total thermal energy in a thunderstorm. This *seems* to prove that electrification can be safely neglected in the thermodynamic study of thunderstorms.

But this assumes that the only way that electromagnetism could influence a thermal system would be with heat, and that might not be correct.

Lightning results from charge separations that build up due to rapid air motion within the storm. If the electrostatic potential exceeds the resistance of the air, an arc discharge occurs. But at potentials below the threshold for lightning, the electric force is still there, and even over a distance of several kilometers, it can exert a force more powerful than gravity on charged particles.^{21,22} And the acceleration of charged particles in the air exerts an aerodynamic force that encourages the rest of the air to travel in the same direction. In this way, electromagnetism *could* influence the behavior of the storm, without generating any heat.

How powerful could this effect be?

While the charge separation process is not fully understood, the part of it that has been the best studied is the electric charges developed in water molecules. At 100% relative humidity, water vapor constitutes only 1% of the air by volume. If the electromagnetic energy in a thunderstorm is only 1% of the total energy, and if that energy can only act on 1% of the particles in the air, the kinetic energy generated by electromagnetism is nominally no more than .01% of the total energy in the storm. And considering the fact that accelerating air by accelerating *some* of the particles in it is a very lossy energy conversion, we should be surprised if the effect of electromagnetism on the rest of the air was as much as .001% of the total force. In other words, it might as well not be there.

But that analysis is far from correct.

The total amount of EM energy that could be influencing airflows in the storm cannot be gauged by the energy released by lightning, since it is the energy that *does not* get released by lightning that is capable of actually moving air. If the potential exceeds the resistance of the air, the charge separation is neutralized. At lesser potentials, the airflows are still being influenced. And while instinctively we might think that lesser potentials will have even less effect on the storm, the actual amount of electromagnetic force that does not get discharged in lightning is far larger than the force that does, by definition. If electromagnetism was like water, the resistance of the air would be like a dam, and lightning would be the amount of water that leaked through the

dam. If we want to know the total force on the dam (i.e., the aerodynamic force on the surrounding air), the amount of water that got through the dam (i.e., the lightning) is irrelevant, or even inversely related. Either way, it is far less than the total.

Furthermore, water molecules are not the only molecules capable of becoming charged in the atmosphere — they are just the ones that have been studied the most. Nitrogen (N₂) and oxygen (O₂, O₃) are as easily ionized as water molecules, at roughly 14 eV.^{23,24} In the gaseous state, nitrogen and oxygen do not typically host net negative charges, but all matter can become positively charged. So in the positive charge regions of the storm, we can expect net charges to spread freely into the surrounding nitrogen and oxygen during particle collisions. This will distribute the net charges throughout a far larger number of far smaller particles, greatly increasing the aerodynamic force in the process.

Perhaps more significantly, charged air has a lower viscosity, meaning that it flows faster in response to a pressure gradient.^{25,26,27} This is especially true when the reduction in viscosity delays the transition to turbulence, which is a threshold regularly crossed inside thunderstorms. So again, EM forces *can* influence a thermodynamic system, *without* generating any heat.

And the EM forces need not be powerful, even by thermodynamic standards. Only 1 out of every 1,000 thunderstorms becomes a supercell. So we know before we begin that we're looking for something that normally

is too weak to be a factor. In the rare exception that a supercell forms, distinctive EM phenomena are observed.^{28,29,30,31,32} It's possible that in a supercell, weak EM forces resolve into a large structure, and the sum of the effects of the weak forces produces a new property set, while in the other 999 out of 1,000 cases, the weak forces never get organized into anything new.

Yet how are we to approach the study of such rare cases?

The difficulty of this endeavor becomes more obvious when we consider that electromagnetism is 39 orders of magnitude more powerful than gravity. Normally, if EM forces are present at all, they completely dominate. Yet the contention here is that the EM forces are too weak to dominate, and that they are merely modulating the effects of gravity. For electromagnetism and gravity to be peers, only $1/10^{39}$ of the possible EM force can be present. Measuring and/or estimating the effects of near-infinitesimal forces is tricky. The problem is exasperated by indirect and/or incomplete data, since the main bodies of the storms are (obviously) beyond the reach of ground-based instrumentation, and due to the transient and hostile nature of such storms.

Because of the difficulties, many researchers have concluded that a mechanistic model is beyond the capabilities of existing science. Thermodynamic simulations fail to resolve into supercells, and the only other force present is electromagnetism, but modeling the subtle effects of near infinitesimal forces in such a complex system would take fine-grain data that we don't

have, and processing the data would take a supercomputer that we can't afford. This leads to the conclusion that with current technology, the best that we can do is phenomenology. With the data that *are* available, we can search for statistical relationships between preconditions and outcomes that might yield predictive value, and this we can do without having to identify the physical forces at work.

Unfortunately, the phenomenological method is past the point of diminishing returns. Recent research demonstrated that even with fine-grain *in situ* data (such as numerous anemometers under the storms and dual Doppler radar data within 15 km), and given plenty of time to post-process the data, supercells that produce tornadoes are difficult to distinguish from those that do not.³³ This means that operationally, with far fewer data, and no time for post-processing, we have no reason to expect improvements in tornado warning statistics. And *that* means that it's time to try something new. So is there another approach?

Since the existing meteorological data (from radar, anemometers, etc.) are not revealing the active ingredient in tornadogenesis, it goes without saying that we need to look at other types of data. And there is only one "other type" possible: electromagnetism.

The implication of that is that we need a new framework, since there isn't any place to put EM data within the existing thermodynamics-based theories. So we need to start over. This sounds like a Herculean task, but there is

a way of approaching it that greatly increases the chance of success.

Interestingly, tornadic supercells have a large number of very distinctive characteristics. All the more interesting is that the solution domain is extremely small. The two facts together suggest that the problem can be solved with the process of elimination. Each extremely distinctive characteristic can only be the manifestation of a finite number of physical forces, and the more distinctive the phenomenon, the fewer the possibilities. With two characteristics in consideration, the solution domain is even smaller. If the solution domain was already small, and if enough characteristics are taken into account, it might be possible to demonstrate that there is really only one solution. If so, such will constitute definitive proof of the hypothesis.

Just such a method has been employed, and the results are presented here. The data are still incomplete, and there will always be many ways of interpreting incomplete data. Hence each point might only establish a possibility. But if a singular hypothesis can explain a comprehensive range of distinctive phenomena, the chance of it being fundamentally incorrect is small.

And while it is certainly true that an hypothesis with a comprehensive scope might be a false economy if accuracy was sacrificed in the process, the present work is *more* consistent with the laboratory and field data than the constructs currently in use, meaning that the value is real.

But it should be noted that realizing this value requires employing an unconventional method. The standard scientific process dismisses all of the unusual, extreme-range data, and focuses on the bell curve in the middle, where the dominant forces typically reveal their true natures. Such is well-understood by all. Yet if the analysis of the bell curve fails to yield the causal mechanism(s), it becomes necessary to re-admit all of the anomalies as legitimate data, and to start over from the beginning. Hence the bulk of this work focuses on extreme conditions that are not mentioned in the current literature, or if they are, the anomalous aspects of the phenomena are not identified as such. Such a study is difficult, and care must be taken to ensure that the data are actually real, and are still squarely within the problem domain (even if they are outside of the accepted paradigm). So the general form of this work is to describe a well-known phenomenon along with its conventional treatment, and then to identify the aspects that lie fully outside of the current model(s), revealing the need for a new framework. The primary criticism of this work is that it answers questions that are not currently being asked, which is true, but irrelevant. The data are legitimate, as is the need for a more comprehensive, more accurate model, and this is how progress is made when the existing paradigm can no longer be improved. In other words, this work seeks to answer all of the questions that are currently being *ignored*, since surely that is where we will find the solutions to these riddles.

5. Thermodynamics

Since the original source of all of the energy in a thunderstorm is heat, we should start with a quick review of the thermodynamic factors.

Thunderstorms are powered by heat stored in warm, moist air in the lower troposphere. If the upper troposphere is far cooler, there is "convective potential" (i.e., the warm air wants to rise and the cool air wants to fall, so there is the potential for convective motion).

Usually this convective potential dissipates as fast as it is created, as small thermal updrafts generated by high surface temperatures rise gracefully, displacing cooler air that then falls. Cumulus humilis clouds might form, but these are not thunderstorms. (See Figure 8.)

If "convective inhibition" is present, an unusually large amount of heat and humidity can build up in the lower troposphere. This requires the presence of a layer of hot, dry air above the warm, moist air at the surface, such that the warm air will not have the buoyancy necessary to rise into the upper troposphere. As the Sun continues to heat the surface of the Earth, air temperatures near the surface increase, above those necessary for thermal updrafts had the hot air not been there. Now the convective potential can build to extreme limits.

So there can be three different layers of air, from top to bottom:

- cool, dry air in the upper troposphere,
- hot, dry air in the middle, and
- warm, moist air in the lower troposphere.

These layers will be stable in this arrangement, assuming that the cooler air on top is far lower in pressure, and therefore is light enough to exist happily above hotter air, and so long as the middle layer keeps the other two layers from coming into contact with each other.

But if the warm, moist air at the bottom gets hot enough to break through the hot, dry air above it, and come into contact with the cool, dry air in the upper troposphere, the results can be explosive. The reason is not so much because of differences in temperature, but because of differences in humidity. When warm, moist air meets cool air, the warm air gets cooled, and its water vapor condenses into precipitation. For the water molecules to change state from gas to liquid (or to solid higher in the cloud), they have to get colder, so they shed their heat into the surrounding air. This is called the release of "latent heat," and so much heat is released by this process that now the updraft will be hot enough to rise all of the way to the top of the upper troposphere, 12 km above the ground.²¹

The next thing that happens is that a single updraft creates an entire storm. The rising of the initial updraft creates a low pressure underneath it. This reduction in pressure encourages the condensation of water vapor, which releases latent heat, making that air positively buoyant as well. When it rises, it pulls in more air behind

it, which does the same thing. In this way, the initial updraft triggers a chain reaction that produces a continuous flow of air from the lower troposphere into

the upper troposphere. The result is a cumulonimbus cloud, and this can become a thunderstorm. (See Figures 9 and 10.)



Figure 8. Cumulus humilis clouds, courtesy [Bidgee](#).



Figure 9. Cumulonimbus cloud in Wagga Wagga, NSW, Australia, 2005-11-25, courtesy [Bidgee](#).



Figure 10. Cumulonimbus cloud, courtesy [Grant Firl](#).

Within the first 1/2 hour, a force emerges that might suppress the updraft. As the updraft continues to rise through the storm, air in the middle of the cloud can get "entrained" into the updraft. The reasons for this are poorly understood, and this topic will be treated more thoroughly in a subsequent section. But for now it will suffice to just employ the common notion that the updraft generates a Venturi effect that pulls in air laterally, adding it to the updraft. This typically happens most where there are bursts in the speed of the updraft, because water molecules are changing state, and latent heat is being released. When it happens at the bottom of the cloud, where water molecules go from gas to liquid, the entrainment simply pulls in more warm air from the lower troposphere, reinforcing the updraft. But this also happens in the middle of the cloud, roughly 4 km above the surface, where water molecules are going from liquid to solid.

The initial impact of mid-level entrainment is to weaken the updraft. The air that is drawn into the updraft is cooler, and it reduces the buoyancy. A weak updraft might not survive this process, but a powerful updraft will keep going. If it does, then eventually, the air motion in the upper portion of the cloud resolves into a toroidal flow, with the updraft in the center, and the downdrafts around the outside.

It's significant to note that in fluid dynamics, a toroidal airflow is a very energy-conservative form. Consider, for example, how far a smoke ring can travel, given just a little bit of momentum to start.³⁴ It has no internal strength, and therefore can be easily perturbed. But it is a low-friction, self-stabilizing structure that spins freely in the surrounding air. So if the conditions are right, this form will emerge. In the top half of a thunderstorm, there are upward, outward, downward, and inward forces to establish and maintain the toroidal form, so we can expect this to be present.

It should also be noted that once this form emerges, the air being entrained back into the updraft is no longer cold air, but rather, recirculating warm air. The coldest air in the downdrafts around the outside of the cloud will continue its descent. The air most likely to be drawn back into the updraft will be warmer air that isn't falling as fast. This air will *insulate* the updraft from cold air entrainment. Hence the toroidal form eventually emerges as a frictionless recirculation of warm air, motivated by the updraft in the center and by the downdrafts around the outside, and that sheds the coldest air *away* from the updraft.

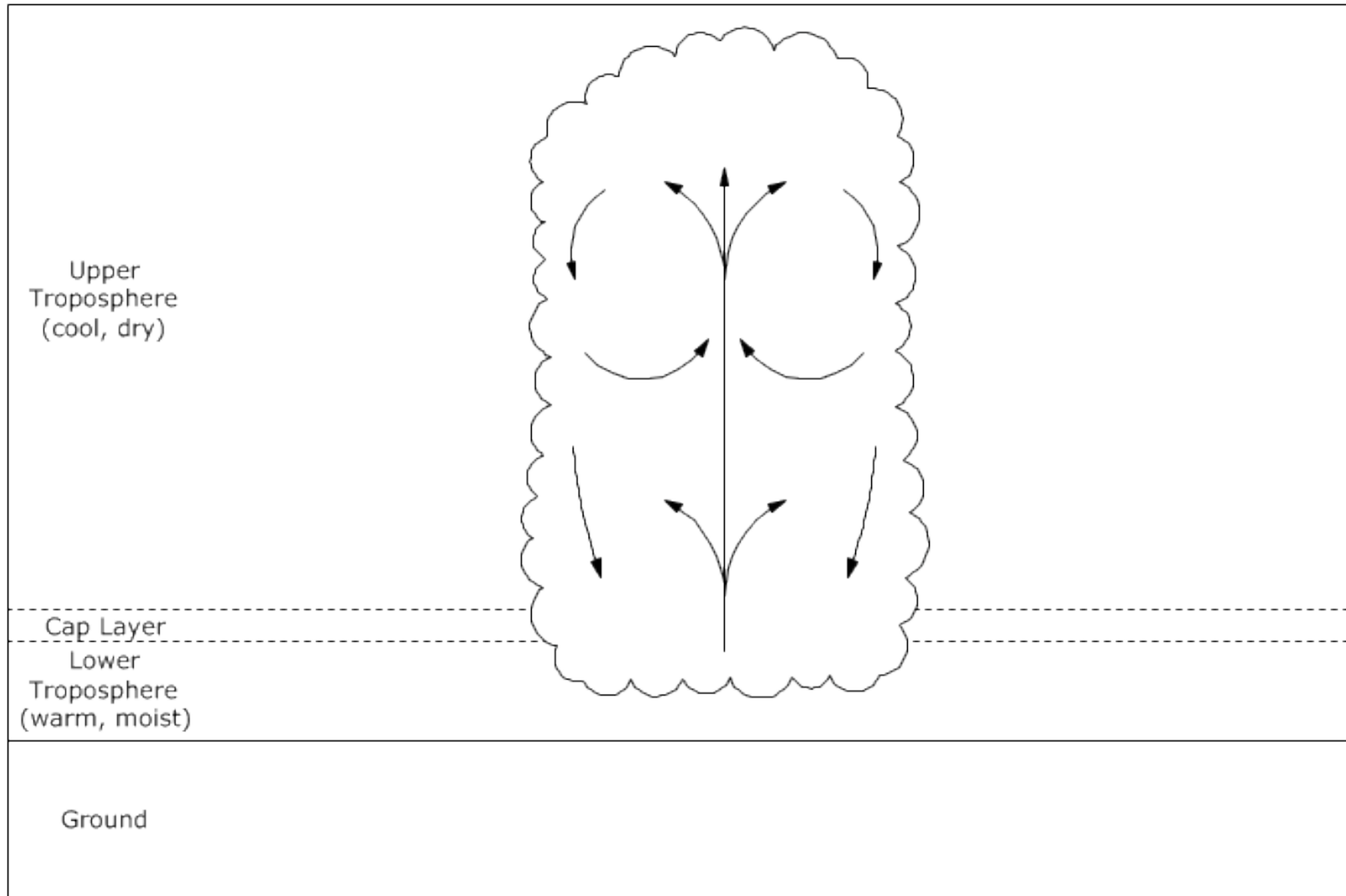


Figure 11. Air in the middle of the cloud is entrained back into the updraft, setting up a toroidal airflow in the upper portion of the cloud.

After about an hour, powerful and sustained downdrafts will make their way to the surface level, where typically they will put an end to the updraft. At the top of the cloud, precipitation released from the updraft evaporates in the drier air of the upper troposphere. The evaporation process cools the air, increasing its density, and this makes it fall. So downdrafts are created, equal in power to the updraft that initiated them. These downdrafts will head straight for the low pressure under the updraft, filling it with cool air. This cuts off the supply of warm, moist air to the updraft. When this happens, that updraft is finished.

Past this point, thunderstorm activity might begin in adjacent parcels of air. The downdrafts displace warm air at the surface, possibly with enough force to elevate it out of the way. If so, this might trigger a new round of precipitation, and new updrafts will form next to the old one. These new updrafts will follow the same course, and in this way, a lateral chain reaction can develop across the countryside, with updrafts causing downdrafts that then cause new updrafts elsewhere. This can result in a cluster of thunderstorms covering thousands of square kilometers.

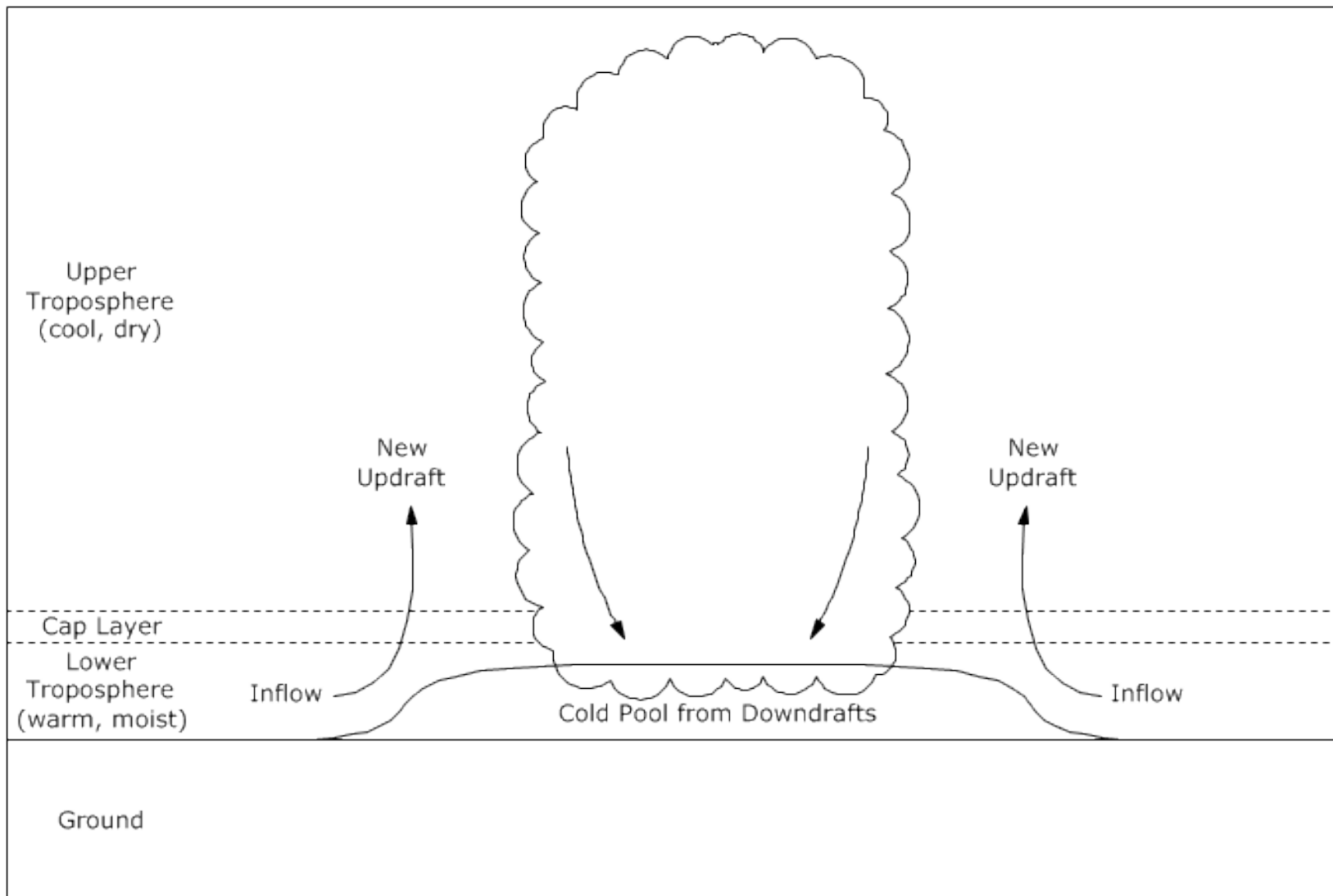


Figure 12. Downdrafts undercut the old updraft, and then create new updrafts elsewhere.

6. Thermodynamic Supercells?

The existing thermodynamic model, as described in the previous section, is relatively complete as concerns "normal" thunderstorms. But it falls well short of explaining supercells. A supercell is a single-updraft storm that keeps going for several or many hours, somehow outliving its own downdrafts. Explaining how a single cell can persist for so long, with thermodynamics alone, has proved challenging. There has to be some sort of force that transforms a random set of low-power

updrafts into one organized, high-power mesocyclone. But the physics for this organizing force has not been demonstrated.

In the absence of an understanding of what actually causes supercells and tornadoes, a numeric model has been developed, as depicted in Figures 13~15. [35,36,37,38,39,40,41,42,43,44](#) (More sophisticated modeling than this is being done, [45,46,47,48,49,50,51,52,53](#) but the comments below apply equally to both strategies.)

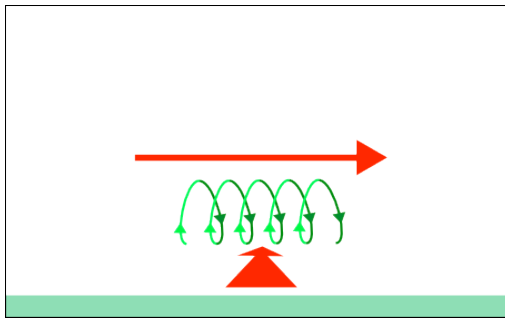


Figure 13. Differences in wind speed and direction result in horizontal rotation in the air.

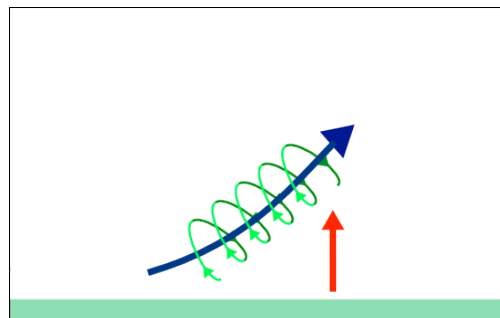


Figure 14. Horizontal rotation is tilted vertically by an updraft.

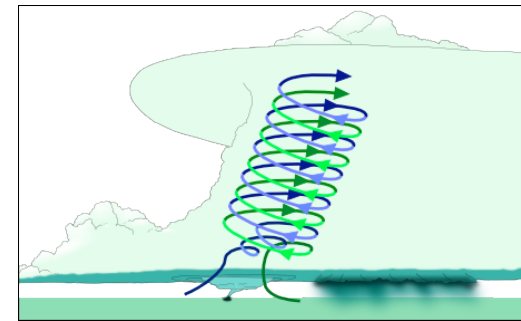


Figure 15. The vertical rotation grows into a mesocyclone.

While this model has a certain intuitive appeal, it is not physics. Figure 13 represents a plausible initial condition, as crosswise vortexes in boundary layers are common. But the rest of the model abandons physics in favor of simple constructs that are purely numeric. Such "math" can cause supercells on computer screens, but cannot cause supercells in the atmosphere.

First, Figure 14 describes an updraft powerful enough to rise rapidly into the upper troposphere. But this is not just a simple thermal updraft rising because of high surface temperatures. The only way to get an updraft of the implied speed and force is for warm, moist air to come into contact with cool air, and for there to be the release of latent heat. In other words, a powerful updraft is the result of the convective potential between the upper and lower tropospheres. If a parcel of air *crosses* the boundary, the potential is released, and the updraft shoots skyward. So it is one of the givens of the construct that because of the robustness of the updraft, it has already crossed the boundary from the lower and into the upper troposphere. And yet another one of the givens is that the boundary between these two layers of air remains distinct, as the crosswise vortex in the boundary persists. These two givens are mutually exclusive. Either the boundary has been crossed, and latent heat is being released, therefore there will be a powerful updraft, or the cap layer is still effective in maintaining the separation between the upper and lower tropospheres, in which case there will be no updraft. There cannot be a powerful updraft *and* an unbreached boundary separating the upper and lower tropospheres.

Second, even if some truly enormous source of heat at the surface (such as the eruption of a volcano) had generated an updraft capable of rising into the upper troposphere without the release of latent heat, this updraft would not preserve a boundary condition such as a crosswise vortex. When an updraft rises, it does not elevate the air above it, but rather, it burrows its way through that air. The outside of the updraft is slowed by friction with the surrounding air, while the inside is less impeded. This sets up a hemi-toroidal motion at the top of the updraft. The outward splaying at the top of the updraft splits the air into which it is rising. This includes breaching any boundary condition that it encounters, such as a crosswise vortex.

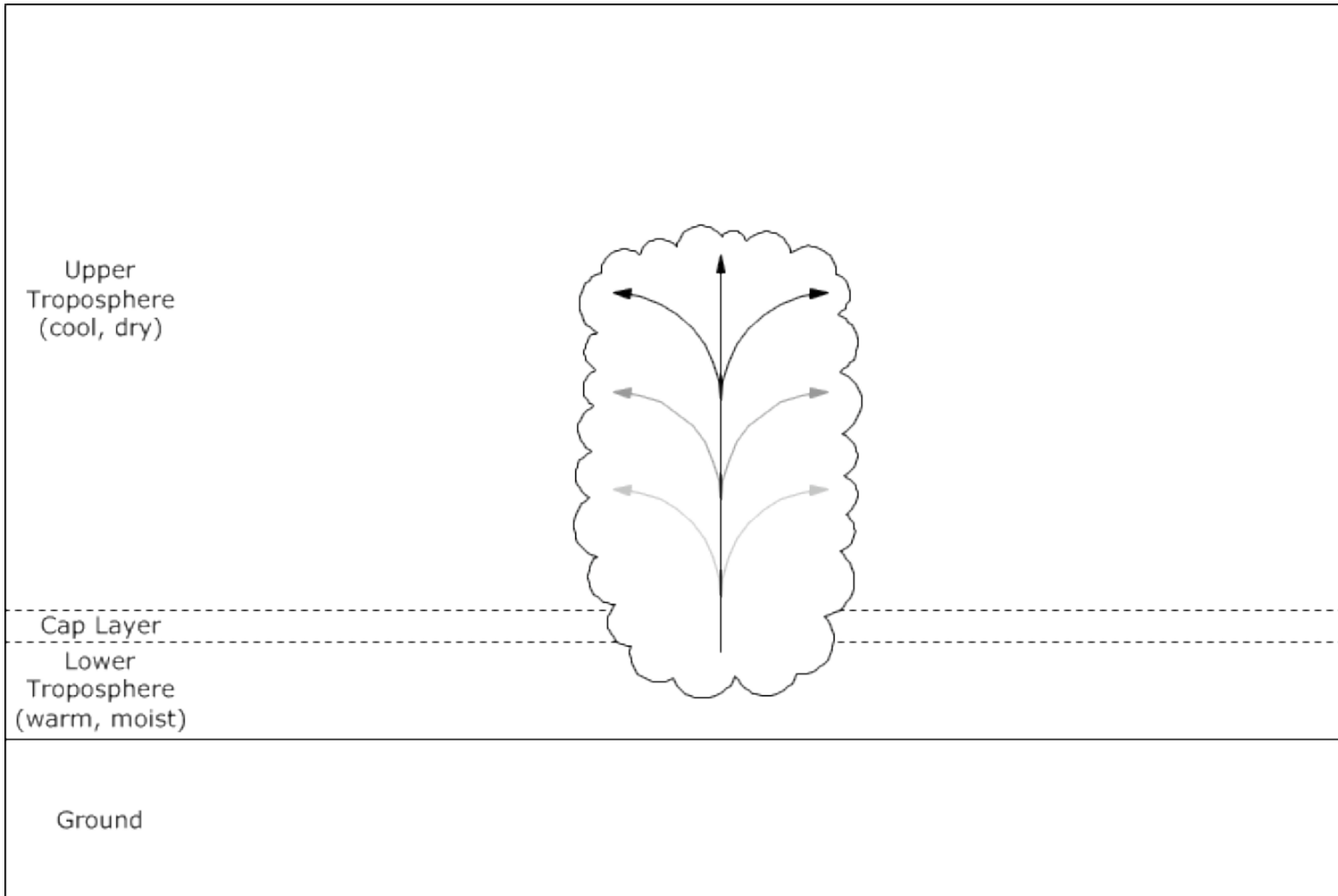


Figure 16. An updraft burrows through the cap layer, and into the upper troposphere. It does not push the cap layer upward.

The only way to get a boundary condition to move as it does in the standard model is to have high pressure below the boundary, and low pressure above it, such that the boundary is simply shifted, without local perturbations. But the forces necessary to do this are simply not present. The energy in a thunderstorm comes from the convective potential *across the boundary*. This fact cannot be overlooked.

Third, Figure 15 represents the eventual outcome of whatever process(es) created the mesocyclone, but leaves it up to the imagination as to how the boundary vortex morphed into a cyclonic vortex. A boundary vortex requires a constant input of energy from the outside in order to keep it organized. If it no longer has two different bodies of air moving in two different directions on each side of it, it will cease to exist. So even if we could supply enough high pressure below it, and low pressure above it, to tilt it into the vertical position, we would still need to keep a steady stream of air on both sides, going in different directions, to keep this vortex rotating. And this kind of bi-directional motion is simply not present in the upper troposphere. At best, one might say that a powerful updraft rising into a shearing upper troposphere *might* develop eddies on its leeward side, and these would be vertical-axis, "streamwise" vortices.³⁶ But streamwise vortices are no different from crosswise vortices in that both of them require constant inputs of centripetal force from the outside to stay organized, and this force is supplied by differences in wind vectors outside the vortices. So there's no way that a streamwise vortex on the leeward side of an updraft will continue to

rotate after the updraft has dissipated. And as long as the updraft persists, it is *by definition* the dominant force. So it will entrain air into itself, robbing air that might have risen into a streamwise vortex on the leeward side. Hence there is no way for a secondary vortex outside of the updraft to become host to a new updraft *inside* the vortex, initiating the transition to a cyclonic vortex.

All of this leads to the conclusion that there is simply nothing that is physically *possible* about the standard model of supercells.

So just what kind of theory is this, that clearly violates very basic principles of thermodynamics? The answer is that this is a mathematical model, not a physics model, and there's a big difference. There is a lot of mathematics in physics, but there doesn't have to be a lot of physics in mathematics. It's always possible, and frequently quite useful, to develop mathematical algorithms that mimic the gross characteristics of a phenomenon, even in the absence of an understanding of the physics that is driving those characteristics. For example, if we are doing a coarse-grain study that doesn't need fine-grain specificity below a certain level, we use pure math to instantiate the low-level behaviors that do not concern us. This leaves more processor power available to calculate the higher-level behaviors that *do* concern us.

For this very reason, meteorologists have developed a mathematical, non-physical model that mimics the gross characteristics of supercells. The granularity of interest is at the level of the cold, warm, and occluded fronts (which

are far larger than the storms themselves) that create the potential energy. The actual form that the energy release takes within the storm is considered to be an effect rather than a cause. As such, there is no need to model the storm-scale behaviors with mechanistic physics, and simple mathematical algorithms are the more economical alternative. Due to the statistical relationship between wind shear and supercells, the standard model starts there. How does wind shear produce a mesocyclone? Crosswise vortices in boundary layers are common, and fluid dynamic software to model such vortices had already been developed. Once instantiated, the crosswise vortex can then be programmatically modulated into any other form, such as a mesocyclone. In other words, software can do things that physics cannot.

So what's the point in writing software that behaves in ways that cannot possibly happen in nature?

The objective in such "modeling" is simply to create a calculation engine that can associate preconditions and outcomes. In other words, once the software can take a crosswise vortex in a shearing boundary layer and turn it into a mesocyclone (which physics cannot, but that doesn't matter), the software can then be tweaked to produce the right mesocyclone from the given shearing conditions. So if we know that it takes a certain amount of shear (not too much and not too little) to produce the most robust mesocyclones, we can modify the software to favor those conditions when deciding how much mesocyclonic enhancement to apply to the output. With

successive trials we can fine-tune the algorithm until the output matches the field data.

There are actually a number of thermodynamic factors that are statistically related to the chance of a mesocyclone becoming organized. Wind shear (including the elevation of the boundary, the difference in the directions of the winds, and the difference in speeds), temperature, and humidity are all acknowledged in the thermodynamic calculation engine, and these are routed into the custom mesocyclone generator. The result is a predictive tool that performs well above chance.

But there are two very fundamental problems with this model.

First, thunderstorm prediction using thermodynamics is fairly reliable, but mesocyclone prediction is not. The rare 1 in 1000 case *should* be easy to predict, because it *should* take rare conditions to produce. But it's becoming clear that whatever those conditions might be, they are not registering in the data that we're currently collecting. This shouldn't be a surprise, since all attempts at modeling mesocyclones just with thermodynamics have failed. A common opinion among researchers is that they failed because they still haven't found the exact fine-grain conditions that must be present for the fluxes to fall into the mesocyclonic pattern, but this is naïve. Even if we set up a mature mesocyclone in a Navier-Stokes engine and let it run, the mesocyclone falls apart. There is some sort of organizing principle in a mesocyclone that we just don't understand. This will be covered in more detail

later, but at this stage in the analysis, the significance is that this proves that non-thermodynamic (i.e., electromagnetic) factors have to be present, and purely thermodynamic modeling (statistical or mechanistic) will never predict mesocyclones with a high degree of accuracy.

Second, only $1/4$ of all mesocyclones produce tornadoes,⁵⁴ and recent research demonstrated that even with fine-grain *in situ* data, supercells that produce tornadoes are difficult to distinguish from those that do not.³³ So even if we could predict mesocyclones accurately just with thermodynamics, we're still stuck with a 77% false alarm rate from all of the mesocyclones that didn't produce tornadoes, and lost time due to false alarms has been cited as the source of the largest economic impact of tornadoes.⁵ Furthermore, the existing model provides no way of predicting the strength of the tornado that will form. Of the 23% that are not false alarms, only 26% of the cases (or 6% of all warnings) become EF2+ tornadoes, which are responsible for 96% of the tornado-related fatalities. If we considered it to be a false alarm if there was no EF2+ tornado, the false alarm rate would be 94%. At that rate, the general public doesn't take the warnings very seriously, meaning that the entire enterprise has yet to deliver on its promise.

Sooner or later, all will agree that the thermodynamic regime has passed the point of diminishing returns, and that the only way to improve the accuracy and lead time of tornado warnings is to build a new model that takes electromagnetism into account. The present work

anticipates that conclusion, and describes just such a model.

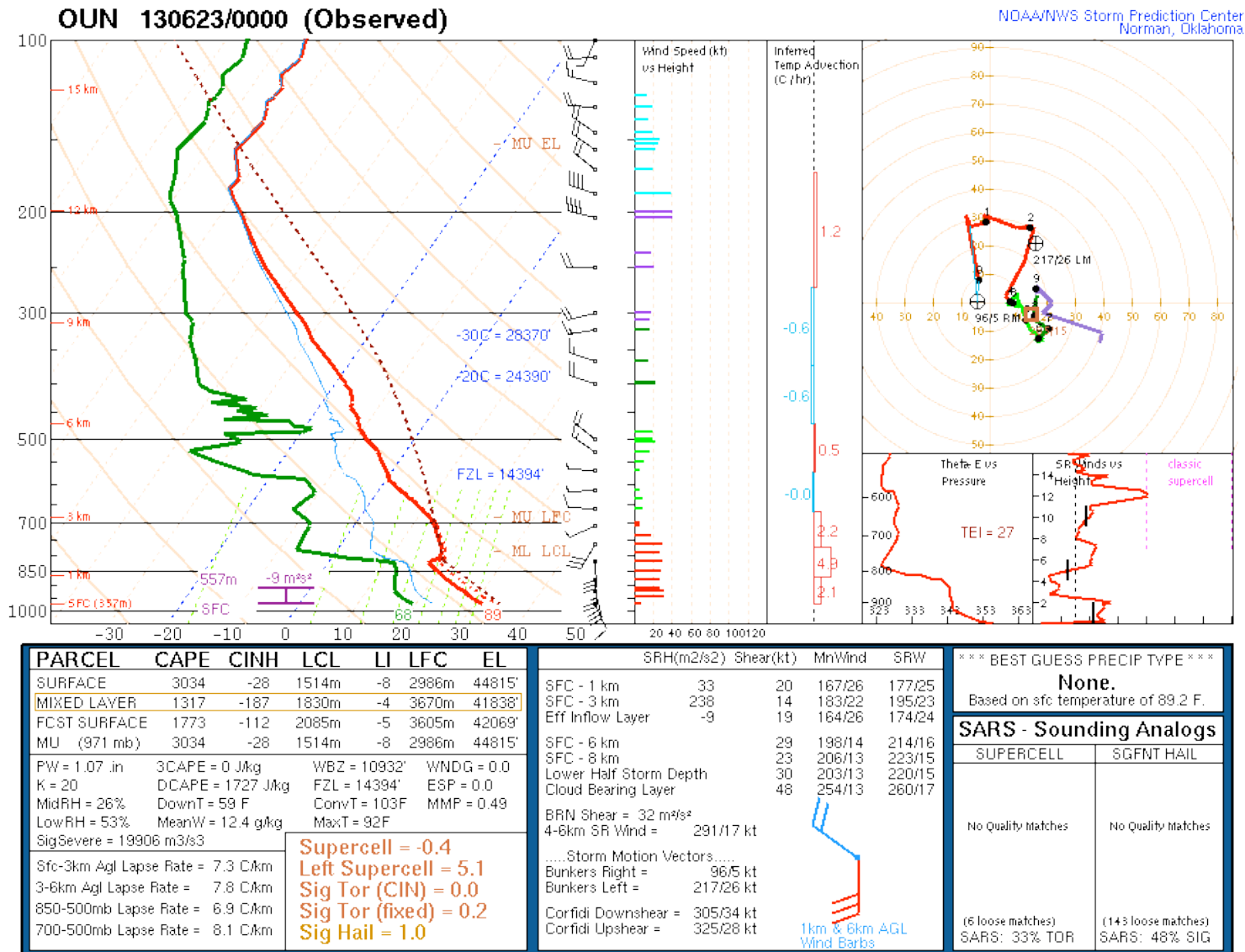


Figure 17. Factors used in the operational prediction of severe weather, courtesy [NOAA](http://www.noaa.gov).

7. Charge Separations

In any thunderstorm, there is a charge separation between larger precipitation, which is negatively charged, and smaller bits of precipitation, which are positively charged.^{55,56,57} Over time, a net negative charge accumulates in the middle of the cloud, as the heavier precipitation descends toward the ground, while a net positive charge accumulates at the top of the cloud, where small, positively charged ice crystals linger, too light to fall at a measurable rate.^{58,59} The electrostatic potential between the ground and the negative charge in the middle of the cloud is typically in the tens of millions of volts. The potential between the ground and the positive charge at the top of the cloud can exceed a hundred million volts.⁶⁰

In a supercell, there is an unusual lack of precipitation falling out of the cloud as the storm develops,³⁹ and there is an unusual build-up of negative charge in the middle of the cloud. It's possible that the negatively charged precipitation is being held in suspension by an unusually strong positive charge at the top of the cloud.²² The source of the positive charge would be earlier thunderstorm activity.^{61,62} This powerful positive charge could simply be the result of one storm lasting an unusually long period of time, and its own positive charge simply continuing to accumulate. It could also be

the result of the positively charged anvil of one thunderstorm overhanging another thunderstorm.⁶³

Once the main negative charge region develops in the middle of the cloud, there is good reason to believe that mid-level entrainment will pull the negatively charged precipitation back into the updraft.^{64,65}

All other factors being the same, the updraft does not have a net charge. It starts out being neutrally charged. When precipitation first forms inside the updraft, it is neutrally charged as well. Interactions among the ice crystals that form at higher altitudes result in a negative charge being transferred to whichever particle is heavier. But at that point, no charge separation has occurred, and the updraft still has no net charge.

But once gravity separates out the heavier precipitation into the main negative charge region, and entrainment pulls these negatively charged particles back into the updraft, the updraft will then be bearing a net negative charge. When the negatively charged precipitation recirculates through the downdrafts and back into the updraft, the downdrafts become charged as well.

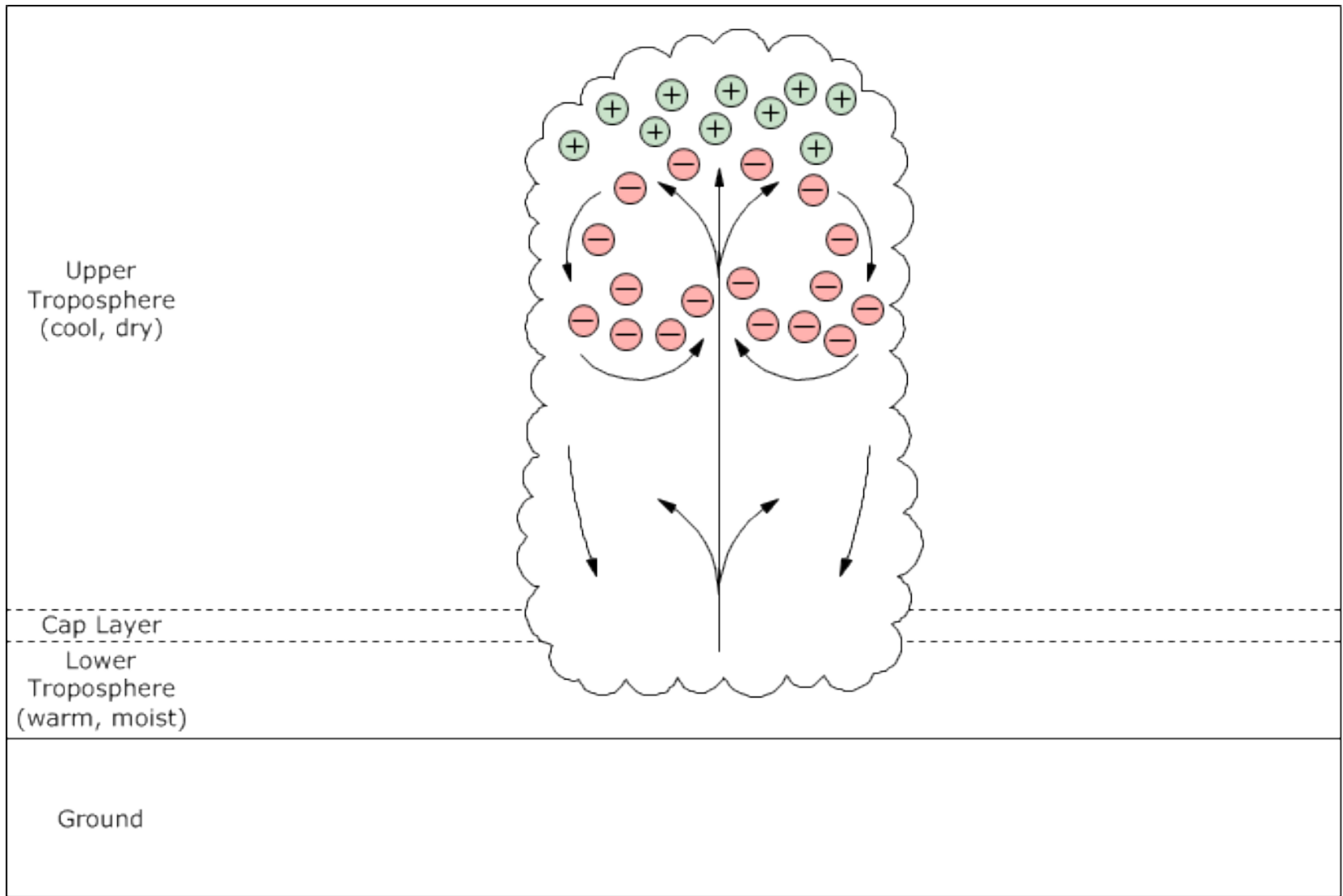


Figure 18. Main charge regions develop in the cloud.

8. Electromagnetic Toroids

If we combine what we know about the fluid dynamics of a developing thunderstorm with what we now know about the main charge regions, a new picture emerges. But to bring it into focus, we first need to clarify the fluid dynamic component.

It was stated previously (in the section entitled "[Thermodynamics](#)") that the updraft generates a Venturi effect, resulting in mid-level entrainment. The entrainment itself then joins the existing upward, outward, and downward motions, resulting in a continuous loop of recirculating air. We know that this happens. And the conventional explanation certainly credits the Venturi effect for causing the entrainment.

But this isn't accurate enough for inclusion in a mechanistic construct. Crossing the freezing line *does* release latent heat, as the water molecules go from liquid to solid, but to think that there will be a "burst" in speed sufficient to create a Venturi effect is just not correct. When water molecules go from gas to liquid at the bottom of the storm, they release 7.5 times more heat than when they go from liquid to solid in the middle of the storm. So we should actually expect the mid-level state change to merely relieve some of the back-pressure on the expansion from the low-level state change.

To visualize this, imagine a burner with an exhaust plume that rises into the open air, and suppose that some distance above the burner, we mount a catalytic

converter that causes secondary combustion of the remaining fuel. Suppose that the secondary combustion releases $1/7.5$ the heat as the primary combustion at the bottom. We would hardly expect the secondary combustion to create a burst in speed sufficient to entrain fresh air from the sides of the plume. Rather, the plume that was accelerated from the primary heat source fights friction as it rises, so it is slightly higher in pressure than the ambient air. A (miniature) burst in speed above it will relieve that pressure. It will not leave that high pressure to fend for itself, and generate the low pressure necessary to pull air laterally into the flow.

This means that the conventional "explanation" for mid-level entrainment is just an observational rationalization, and properly put, it is anomalous. As fluid dynamics can't explain it, we'll look to EM principles to resolve the issue mechanistically.

We must also clarify our concept of the general context in which mesocyclones form. The standard models have rotation beginning as a stretched crosswise vortex in the cap layer, or in a streamwise vortex on the leeward side of the updraft. Either way, the rotation is said to originate at the base of the updraft. Yet the evidence indicates that rotation begins in the top half of the storm, and then migrates and/or extends downward from there.[40,66,67,68,69](#) In fact, developing mesocyclones frequently display a well-formed hook echo 5 km above the ground, when there is little to no rotation at the base of the updraft. So we should focus our efforts on understanding the development of mesocyclones in the top half of the

storm, where a robust toroidal recirculation has (inexplicably) emerged, in the presence of the main positive and negative charge regions.

Figure 19 shows how a well-organized recirculation could develop in the given conditions.

1. A new updraft intrudes on an existing main negative charge region.
2. The updraft elevates the air into which it rises. Note that the main negative charge region has electrostatic pressure. So the charges flow vigorously toward the void left by the elevated charges.
3. The updraft breaks all of the way through the layer. At this point we'd normally expect the elevated air to settle back down to its original altitude, instantiating boundary vortexes between itself and the updraft. But this air has electrostatic pressure, so it will more likely splay outward.
4. The splaying continues, and electrostatic pressure pushes new air to replace the elevated air.
5. Outwardly-flowing air begins to fall as it seeks its equilibrium altitude. When it encounters the downdraft at the outside, it falls rapidly.
6. The upward, outward, and downward aerodynamic forces, and the electrostatic pressure, resolve into a continuous toroidal flow.

Once this form emerges, it becomes the solitary boundary layer vortex between the updraft and the surrounding air in the top half of the storm. At the same time, it eases friction below the expanding anvil, and helps shed downdrafts to the outside, away from the updraft. Electrostatic pressure then closes the loop into a continuous, frictionless structure.

As mentioned previously, toroidal flows are energy-conservative, and are easy to establish and maintain. This particular toroid should be especially robust, as it has energy sources on three sides. Furthermore, the electric charges will help organize the form. Charged air is capable of greater laminar speeds, because electrostatic repulsion discourages the low and high pressures inherent in turbulent flows.^{25,26,27} Hence electrostatics endows the toroid with a degree of rigidity that we would not otherwise expect, and this enables a faster, laminar flow, without boundary vortexes between it and the updraft, anvil, or downdrafts. Essentially, it becomes a rigid but free-wheeling structure that organizes the surrounding flows, and itself achieves the same speed as the updraft, anvil expansion, and downdrafts. In this context, robust mid-level "entrainment" goes from inexplicable to inevitable.

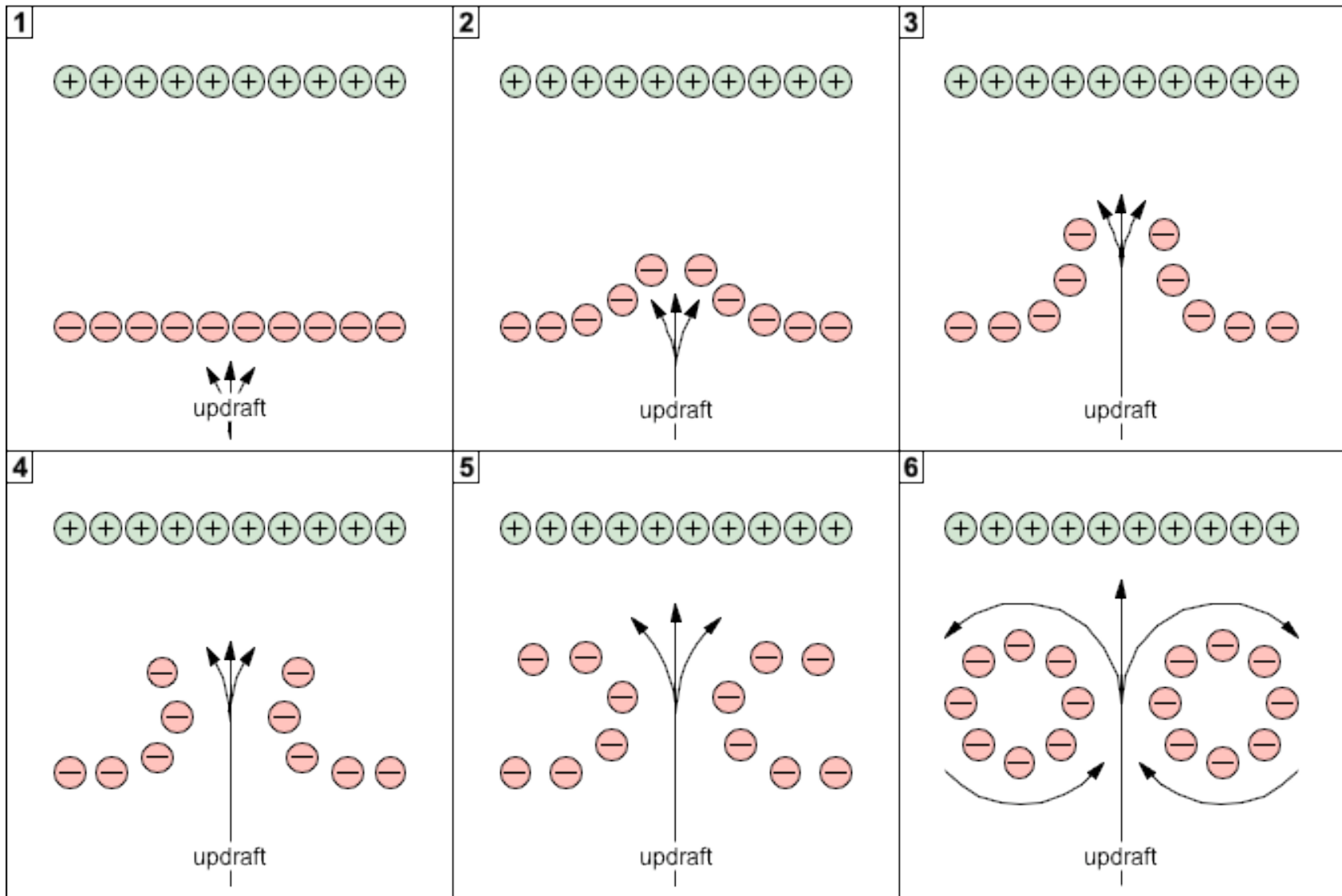


Figure 19. Main negative charge region morphs into a toroidal boundary vortex.

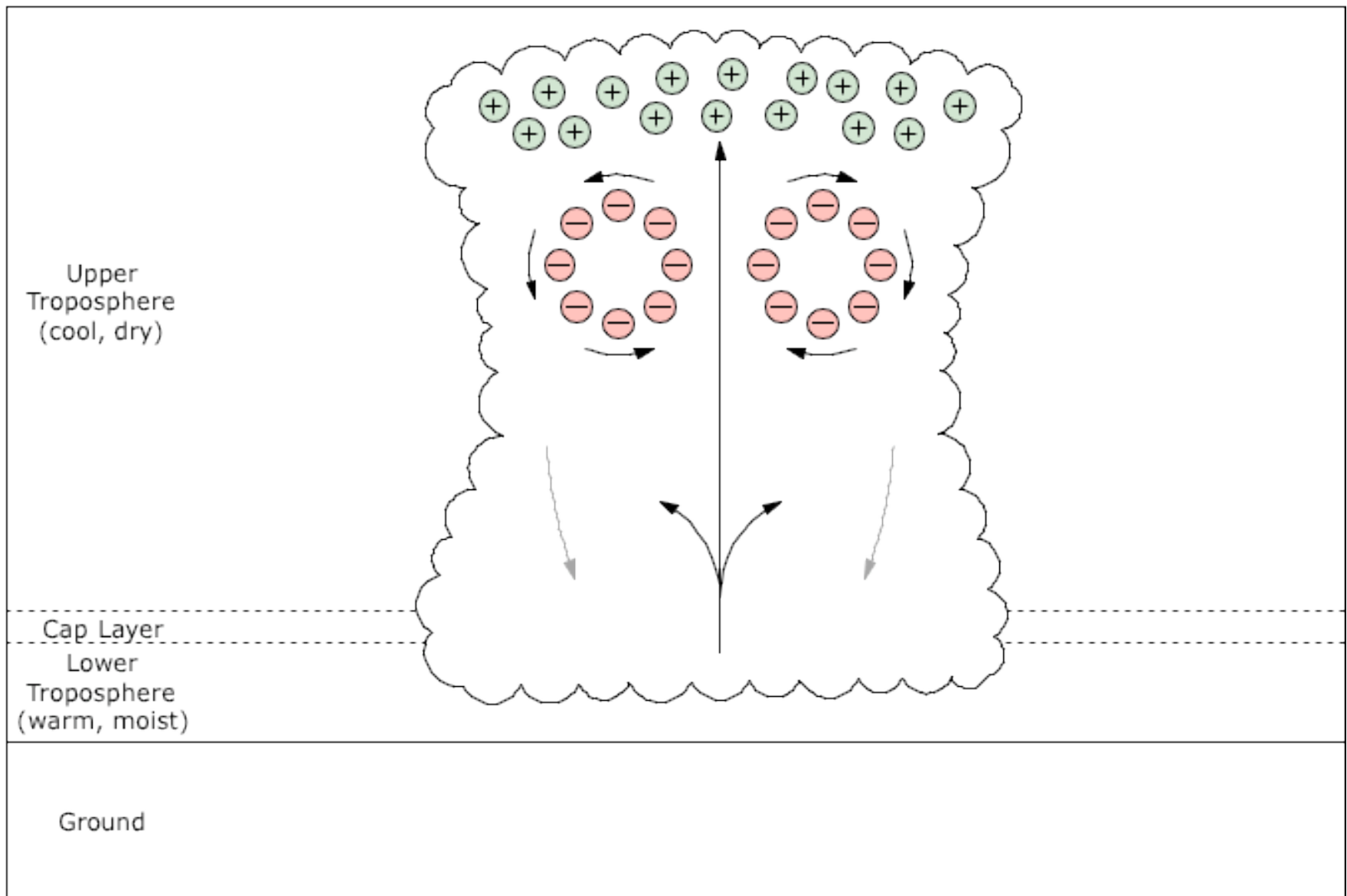


Figure 20. Toroidal airflow becomes organized.

We should also note that the toroidal recirculation of negatively charged rain and hail will gain a lot more rigidity as a positive double-layer develops.

Positive double-layers (also known as "shielding" or "screening" layers) are a well-known phenomenon, where negative charges suspended in the middle of the storm attract positive ions, forming distinct layers of opposite charge. The source of the positive charge is virga falling out of the positively charged anvil. When this evaporates, it creates downdrafts, which are then attracted to the main negative charge region by the electric force.

Ordinarily, strong electric fields between oppositely charged layers don't last long in a fluid medium. The electric force is so powerful that it takes a rare set of circumstances for electrostatic potentials to develop without getting neutralized as fast as they are created. But in thunderstorms, and especially in supercells, such circumstances exist. Heavier precipitation tends to pick up a negative charge, while smaller bits of precipitation get positively charged. The heavier precipitation has a higher terminal velocity, so it falls faster, while the lighter precipitation is held in suspension in the anvil of the cloud. Hence a combination of gravity and terminal velocity creates the charge separation in a thunderstorm.

If the charge separation process puts several kilometers of distance between the negative and positive charges, it will take tens of minutes for the charged particles to

work their way past the aerodynamic resistance in order to recombine. In the meantime, positively charged downdrafts will be attracted to their negatively charged correlates due to the electric force, while buffered from them by the aerodynamic force.

So Figure [20](#) is correct but incomplete, and we need to add a layer of positive charge all of the way around the main negative charge region. It is motivated by all of the same forces as the negative charge region, while it is positioned to the outside because negatively charged precipitation fell out of the anvil earlier.

The significance of a positive double-layer involved in the toroidal airflow is that it has more aerodynamic force. The negative charges in the storm are concentrated in larger particles that exert a small force on the surrounding air. But an equal amount of positive charge will have a lot more surface area. The loss of electrons due to ionization shifts the matter along the solid~liquid~gas~plasma series of physical states. Hence the charges in the positive double-layer will be found in a larger number of smaller bits of matter. The increase in surface area then increases the aerodynamic force. The more distributed charge will also be far more effective in delaying the transition to turbulence, meaning faster speeds.

Considering the air speeds in question, the negative and positive charges will make a full round-trip in the toroidal flow long before they have a chance to

recombine. And at the top of the loop, the charge separation will be refreshed by the effects of gravity and

terminal velocity.

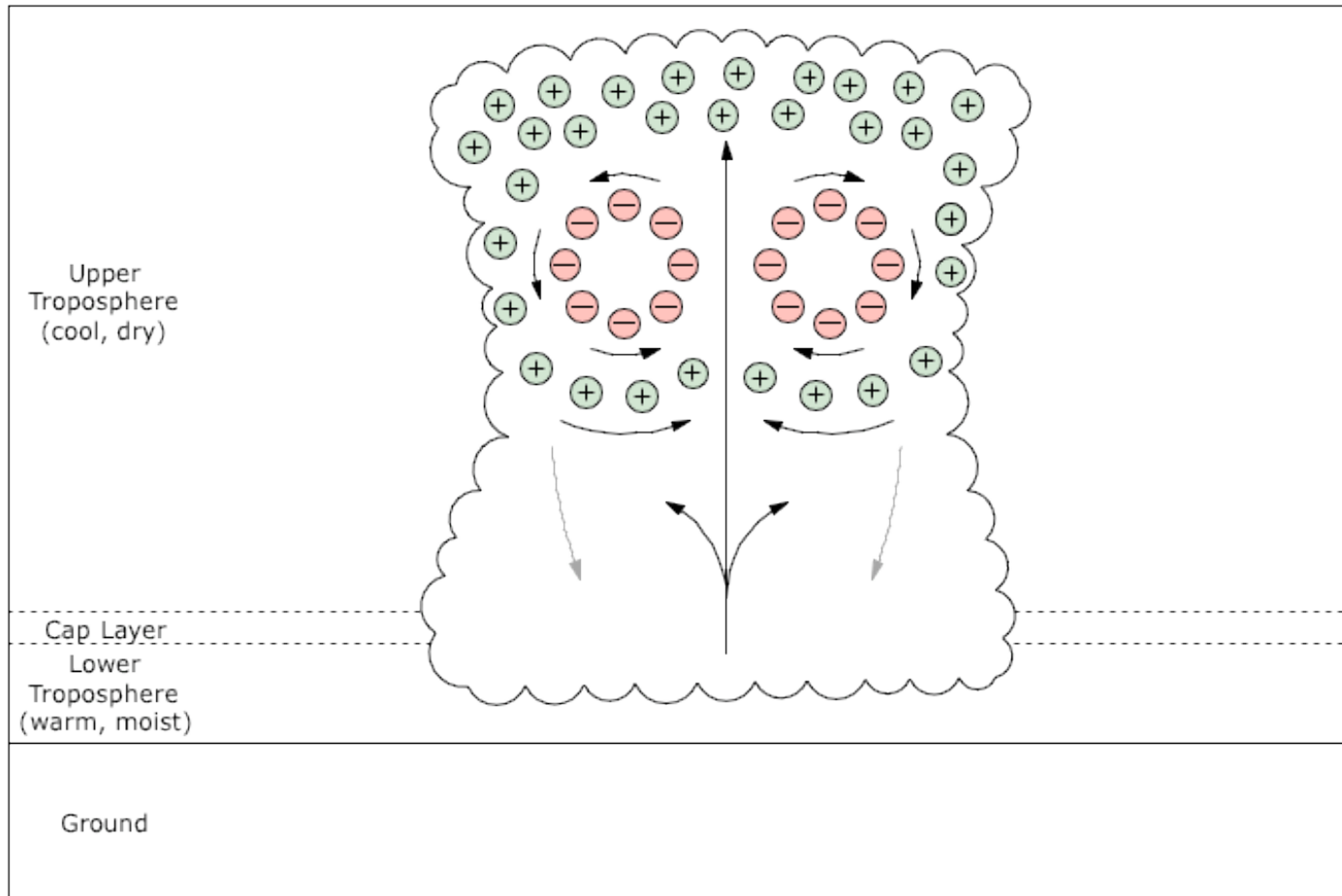


Figure 21. Toroidal flow with positive double-layer.

9. Effects of EM on Supercells

Having good reason to believe that a robust toroidal recirculation exists in the top half of the cloud, motivated by the thermal forces and stabilized by electrostatic pressure, we should then consider the effects that this will have on the developing thunderstorm.

As already mentioned, the toroidal flow will eliminate turbulence in the boundary layers surrounding the updraft, along the bottom of the anvil, and on the inside of the downdrafts. This will increase the speed of such flows. Interestingly, the faster the system runs, the more

effective the charge separation. Given enough time, opposite charges will recombine, and such a structure will cease to exist. The faster the toroid spins, the more frequently the charge separation gets refreshed at the top of the storm. And the more the charge separation, the more powerful the structure. So this constitutes a positive feedback loop.

And if we look at the bottom of the toroid, we see another important effect. The inward flow will funnel all of the updrafts from lower in the storm through a single laminar channel. Hence the reinforced toroidal flow will concentrate the energy of numerous small updrafts into one big updraft racing to the top of the cloud.

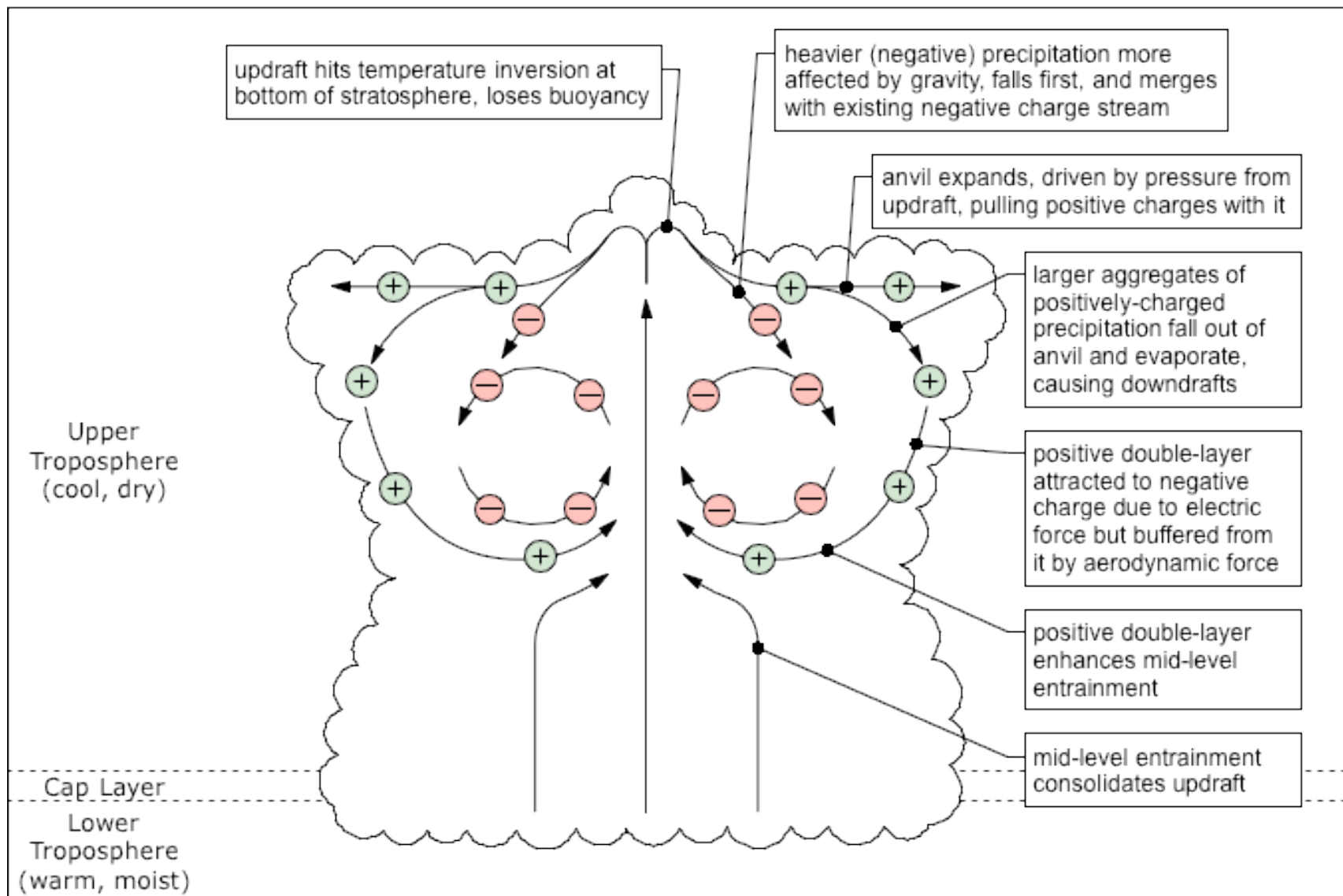


Figure 22. Effects of organized recirculation in the top half of the storm.

A faster updraft means more air being pumped into the anvil, which will expand faster, and which will manufacture more precipitation in a shorter period of time, which will increase the speed of the downdrafts, which will increase the mid-level "entrainment," which will further consolidate the updraft. So a force multiplier (i.e., a consolidated updraft) has been added to an existing positive feedback loop, creating a runaway system.

Note that this runaway system is not *creating* any energy, and thereby violating the First Law. The energy budget of a supercell is unmistakably thermodynamic, and any electromagnetic forces present have to be conversions from thermal potential, or the energy budget isn't going to work out. But the proposal here is not that the total amount of available energy in the system is being altered. What's being altered is the *rate at which work is being performed*. And there is no fixed law there, except that all of the factors have to be taken into account, and if the circumstances favor the acceleration of the prime mover, the whole system will run faster, until all of the energy has been expended. And we definitely know that *something* is altering the rate at which work is being performed. We just can't get there with thermodynamics alone.

To look at it another way, it's the same amount of energy, but the organized toroidal form is consolidating all of the energy released in a small convective complex into one single updraft. So we could have random 30 m/s

updrafts in a cluster of thunderstorms covering 10 km², or we could have one steady 80 m/s updraft, 2 km wide, in a supercell – same energy either way. With thermodynamics alone, we just don't have the organizing principle that will affect this transformation. But with a little bit of encouragement from electromagnetism, the rough thermodynamic form resolves into an organized structure. The consolidation of energy and the reduction in turbulence then results in faster speeds, and this further encourages the form.

So where is the mathematical support for such contentions? Typically this would be a very reasonable question, but consider the complexity of the problem. Reliable estimates of turbulence thresholds are derived experimentally, not theoretically. Not being able to reproduce a supercell in a laboratory (mainly because of the scale-dependent pressure gradient in the atmosphere), we'd have to attempt a computer simulation with the turbulence threshold determined heuristically. The aerodynamic forces would have to be calculated separately for the negative inner core and for the positive double-layer, using guesswork to flesh out incomplete charge density datasets, and then the fluid dynamic interplay between the two layers would have to be estimated. Getting the electric force just strong enough to influence the flow, without overpowering it, would take a lot of trial and error, as near-infinitesimal amounts of extremely powerful forces are always tough to estimate. And after guessing at *everything*, what will an

exact solution prove? It will prove merely that this *might* be correct. But we already knew *that*.

We would prefer simulations in which we could expect more stable behaviors, and that would mean working with moderate forces. But if the factors that produced supercells were within normal ranges, supercells would be the norm, not the 1 in 1,000 case. So we cannot rule out unexpected behaviors from forces well outside their normal ranges — *we must rule in only those constructs that operate at such extremities* — even if simulating them would be extremely difficult.

It's clear to all of those who understand the problem that numeric proof is beyond the reach of current technology. So there is little that can be done. But we can still do more than we are doing now. At the very least, we can begin constraining ourselves to what is *physically possible*, which the present proposal appears to be. The existing constructs do not meet this criterion, and the increase in rigor would mean that we're making progress. And we can make comprehensiveness a hard constraint. Tornadic supercells have many distinctive properties. No previous proposal has directly addressed the great diversity of phenomena in the problem domain. If we are now considering a possibility that passes a comprehensive range of tests, there will be far fewer reasons to think that we don't know what we're doing.

Therefore, the reinforced toroidal form, with a negative inner core and a positive double-layer, is proposed to be the organizing principle that initiates the transition from

a normal thunderstorm to a supercell. The section entitled "[Toroids to Mesocyclones](#)" will describe the metamorphosis from a toroidal to a mesocyclonic flow, from which the tornado will ultimately descend.

It cannot be overstated that this is neither an electromagnetic nor a thermodynamic construct. It is a thorough integration of electromagnetic and thermodynamic factors in a unified framework, producing behaviors not possible within either regime all by itself. So it's not an unusually robust open-air thermal system, and it's not a low-energy plasmoid in a high-friction environment. It's thermal fluxes generating charge separations that then *modulate* the thermal fluxes. To understand these systems, we have to see electromagnetism and thermodynamics as fully intertwined sets of principles.

The study of coupled electromagnetic and thermodynamic forces is a young discipline. Here is a quote from a recent work that describes the types of problems that are being tackled with such interdisciplinary methods.²⁰

Electro-Magneto-Hydro-Dynamics (EMHD) addresses all phenomena related to the interaction of electric and magnetic fields with electrically conducting or magnetic fluids. Electric and magnetic flow control, for example, is a challenging area of mathematical and engineering research with many applications such as the

reduction of drag, flow stabilization to delay transition to turbulence, tailored stirring of liquids, pumping using traveling EM waves, and many others. The application of electric and magnetic fields in diverse branches of materials science such as crystal growth, induction melting, solidification, metal casting, welding, fabrication of nanofibres, fabrication of specialty composites and functionally graded materials, or ferrofluids is recently of growing interest. Fully coupled EMHD systems, that is, in situations where the flow-field is influenced by the electric and magnetic fields and where these fields are in turn influenced by the flow-field, are challenging research subjects with applications in geo- and astrophysics (dynamo, magneto-rotational-instability, etc.). Numerical simulations of many important processes (the growth of single crystals, metal casting for aerospace applications, aluminum electrolysis, etc.) require sophisticated tools for coupled fluid flow ~ heat/mass transfer ~ electromagnetic fields. In summary,

computational EMHD is a vital subject of recent research with a long list of interdisciplinary applications and scientific problems.

The present work studies tornadic supercells as charged gases, where the gases also contain charged liquid and solid particles. The gases obey fluid dynamic laws, though the viscosity is modulated if the gases are charged. Electric fields also exert forces on charged particles, which then exert aerodynamic forces on the gases. The larger particles are also subject to gravitational and inertial forces. Heat sources and sinks alter the density of the gases, which in the presence of gravity results in fluid motion. Such a crossroads of all other disciplines puts this work squarely within the domain of EMHD. This paper will then use "EMHD" to refer to this particular interaction of forces, and the framework that emerges, when clarity requires that the regime in question be identified. At some later date, some sort of term might be coined for this particular EMHD construct, if anyone else begins actively developing a different treatment of the topic using EMHD principles. In the meantime, please consider expediency and disdain for arbitrary coinages, not presumptuousness, to be the reasons for calling this *the* EMHD construct.



Figure 23. Top of supercell that produced an F4 tornado in La Plata, MD, 2002-04-28, courtesy [Steven Maciejewski](#).

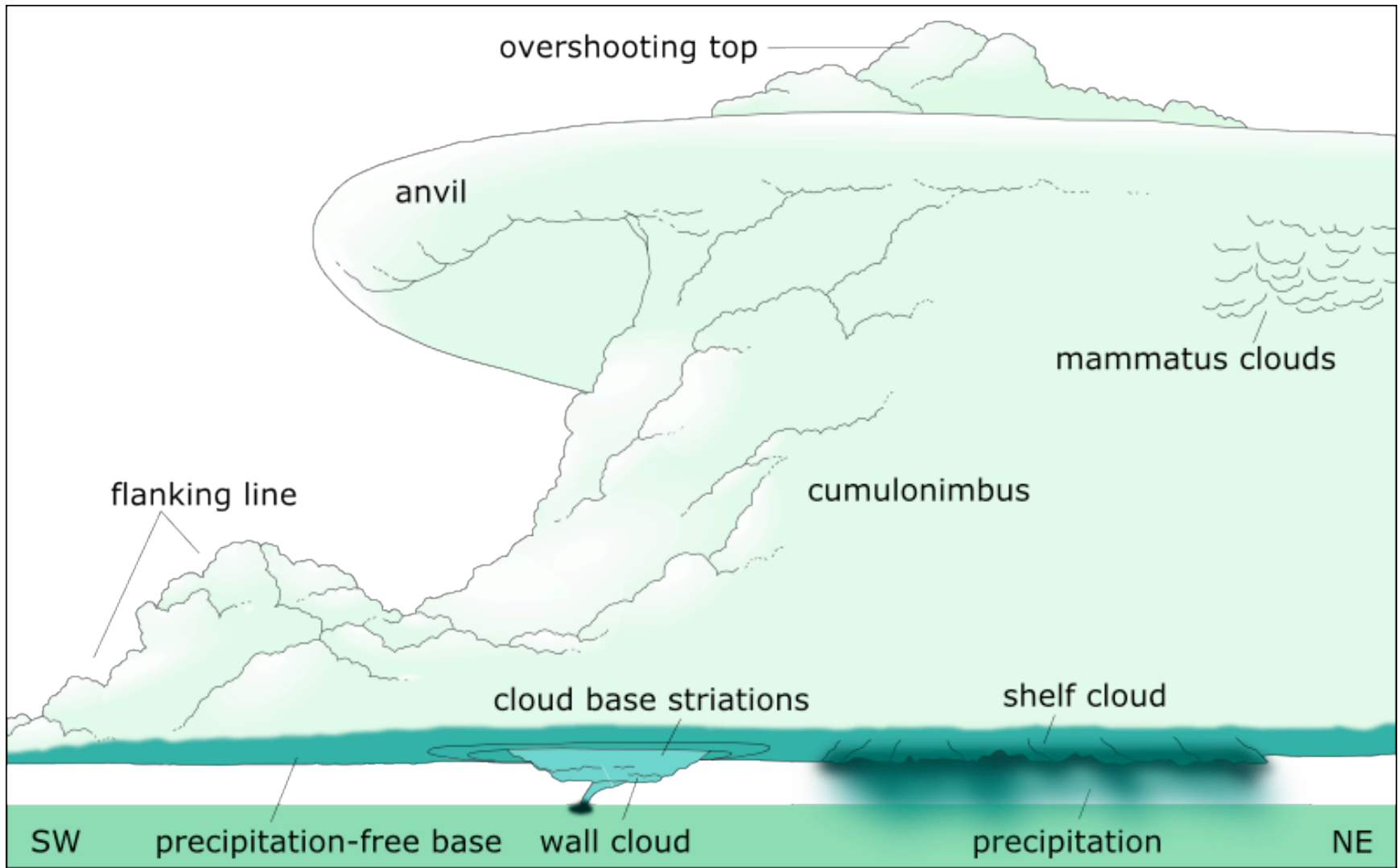


Figure 24. Schematic of supercell thunderstorm, courtesy [NOAA](#), redrawn by Vanessa Ezekowitz.

10. Hail & Wind Shear

The conditions conducive to both hail and tornadoes are similar, and meteorologists forecast both phenomena in more or less the same way, though hail is far more common than tornadoes, so the hail outlooks typically cover more area. (See Figure 25.)

Since hail and tornadoes are coupled, we can test the EMHD model of supercells by considering how it would account for hail. At this point, the model only describes the embryonic mesocyclone, wherein a reinforced toroidal recirculation has emerged (while the transition from a toroidal to a mesocyclonic flow is yet to be presented in the section entitled "[Toroids to Mesocyclones](#)"). But we also know that hail begins to form within the first 10 minutes of the thunderstorm becoming organized.⁷¹ So the model of the *embryonic mesocyclone* (still in toroidal form) should be capable of explaining hail.

Existing theory states that hail forms at the top of the updraft, where precipitation released from the updraft falls back through the updraft, colliding with other precipitation, creating larger aggregates.⁷² While it's unquestionable that this *does happen*, it can't be the whole story. The terminal velocity of precipitation when it first forms is lower than that of *dust*, which follows the motion of the air first and the force of gravity last. Furthermore, to the extent that gravity *is* a factor, it acts on all of the particles in the same way. So all by itself,

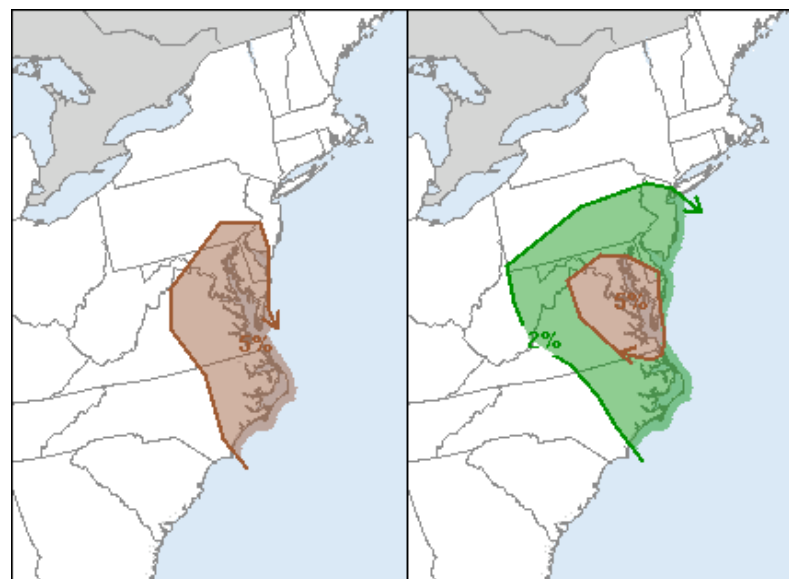


Figure 25. Similar hail (left) and tornado (right) outlooks for 2011-10-13, courtesy [NWS](#).

gravity does not create particle collisions. If the particles were much larger, and of different sizes, they would have different terminal velocities, and therefore would fall at different speeds, resulting in particle collisions. But how can they collide and create larger aggregates *before* there are aggregates of different sizes?

Further still, the same standard theory also states that wind shear must be present in order for a thunderstorm to develop to extreme limits. The reason given is that without wind shear, the updraft will be perfectly vertical,

and precipitation released at the top of the updraft will fall back down, through the updraft. When it does, some of the precipitation will evaporate, cooling the air and creating a downdraft right on top of the updraft, snuffing it out.^{37,71} Aside from the question of how microscopic ice crystals are going to "fall through" an updraft, this begs two more questions. First, how does precipitation evaporate in an updraft that is already at its dew point and the temperature is still dropping (otherwise it wouldn't be forming precipitation that can "fall back down")? Second, the more severe the thunderstorm, the more hail it produces. If wind shear has to be present in severe thunderstorms (to prevent capping downdrafts), wouldn't they produce *less* hail? It's clear that some of the tenets in the standard model are mutually exclusive, and that we're missing something fundamental.

First we need a framework for understanding how large aggregates of water molecules can form, sometimes within the first 10 minutes of a cumulonimbus cloud becoming organized.⁷¹ Then we'll ask about the specific characteristics of hail.

The accretion of water vapor into supercooled aerosols and ice crystals, in such a short period of time, obviously needs help from a force more powerful than just random covalent bonding. The most likely candidate is the dipolar nature of water molecules. In the fair weather field (100 V/m),^{73,74} the electric force will not affect the translational velocity of the (as yet neutrally charged) molecules, but it *will* polarize them, and this means that with respect to neighboring molecules, each will show

opposite charges to the other, resulting in an electrostatic potential between them.^{75,76} This will greatly increase the chance of molecular aggregation. If a crystal lattice is already present, new molecules will contribute to the existing solid; otherwise, they will join the supercooled aerosol.

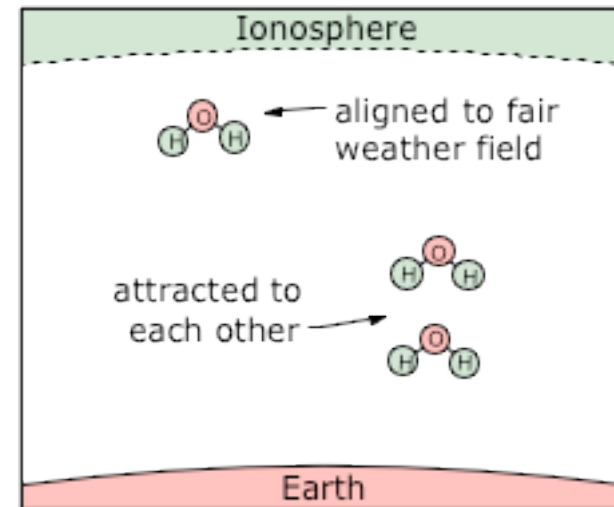


Figure 26. Dipolar water molecules get aligned by the fair weather field, and then are attracted to each other. Green = positive; red = negative.

Still in the presence of the fair weather field, the aggregates then become dipoles on a larger scale, showing a positive charge at the bottom (facing the negatively charged Earth), and a negative charge at the top (facing the positively charged ionosphere). This sets up the conditions necessary for electron transfer in particle collisions. A larger particle falling through the field, showing a positive charge on its bottom, will be attracted to a smaller particle in its path, which is showing a negative charge on its top. When they collide, electrons are transferred to the larger particle, and are absorbed by its electron cloud. This leaves the smaller

particle positively charged, which is then repelled by the positive face of the larger particle. When the larger particle falls past the smaller one, there are two possibilities. Either the smaller particle will fall in with the larger particle, attracted to the negative charge at the top of the larger particle, in which case the two particles will merge, or the smaller particle will have been blown too far out of the path, in which case it will be left behind with a net positive charge, and with the larger particle gaining a net negative charge. Obviously, both of these outcomes occur, and both are easy to understand in this framework.

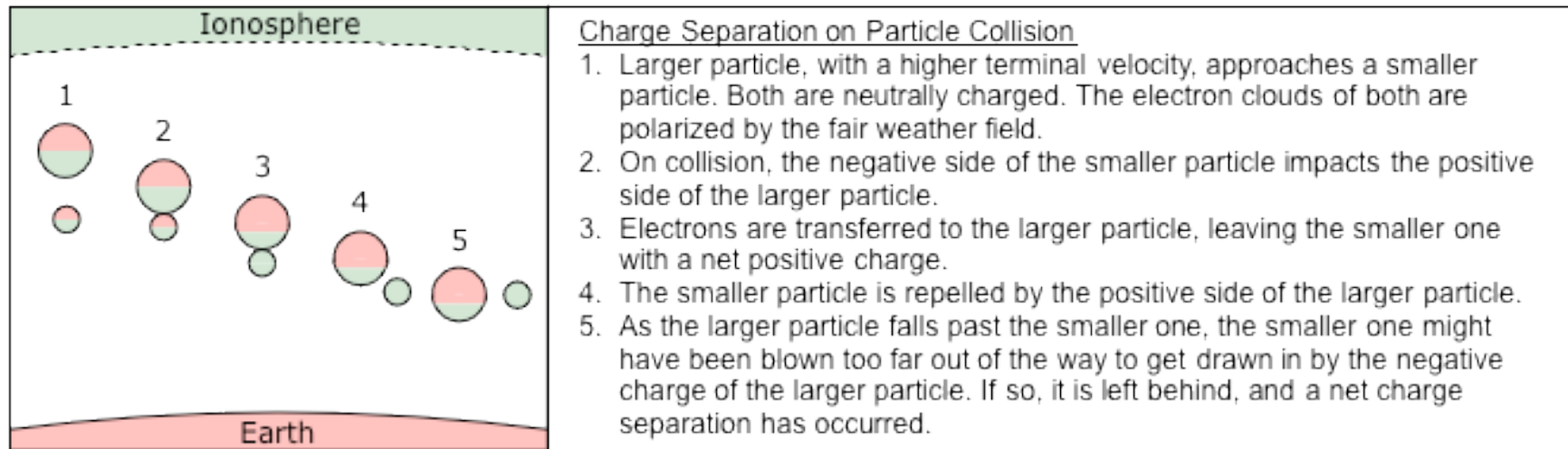


Figure 27. Charge separation.

Then, as larger, negatively charged aggregates fall because of a higher terminal velocity, the main negative charge region develops *below* the main positive charge region in the storm. This field has the same orientation as the fair weather field (between the negatively charged Earth and the positively charged ionosphere). Hence the emerging charge separation enhances the existing field, and strengthens the molecular/particulate dipoles, which increases the chance of collisions, which increases the accretion rate *and* the charge separation process.

Such can explain the development of large water particles, and the main charge regions in the storm. But explaining hail will take more than that. The distinct layers in a hailstone cannot be adequately explained as simple "wet growth," in which supercooled aerosols adhere to an existing ice crystal. Some of the literature suggests that when the aerosols freeze, they release enough latent heat to thaw the surface to which they adhere, creating a distinct layer. But for this to be true, the aerosols would have to be just below freezing themselves, and hail only forming in that part of the cloud where the temperature is within such a narrow range would not account for the amount of hail that is actually produced. It is also inconsistent with the simultaneous appearance of hail below the freezing line (less than 5 km above ground), and also far above it, where the temperatures are between -30 °C and -50 °C (8 km or more above ground).^{77,78} Some researchers believe that there are two separate processes involved,⁷¹ but this begs the question of what couples those processes such

that they start producing hail at the same time, and of the same size.

So other researchers favor the "particle fountain" idea, in which a relaxed updraft allows precipitation to fall below the freezing line, where some melting occurs. Then, the next surge in the updraft hoists the aggregates above the freezing line, and the liquid freezes into a new layer. But with distinct layers only 2 mm thick, a golfball-size hailstone ($r = 22$ mm) would have to go through 11 cycles of this without falling out of the updraft, which is hard to believe (especially if it's a severe thunderstorm, with a tilted updraft). It's also hard to believe that the "particle fountain" would be so good at producing layers of such consistent thickness per stone, when random surges in the updraft should produce random layering. All the more problematic is that this puts air-cushioned hailstones, which are the best radar reflectors in the cloud, inside the bounded weak echo region (BWER), where we should expect no hail at all.

Interestingly, recent simulations of hail-producing storms acknowledge the existence of upper-level recirculation,⁷⁸ as in Figure 28. A recirculation pattern that straddles the freezing line easily accounts for the emergence of refrozen precipitation, in that period of time, with that many layers, below and well above the freezing line at the same time.

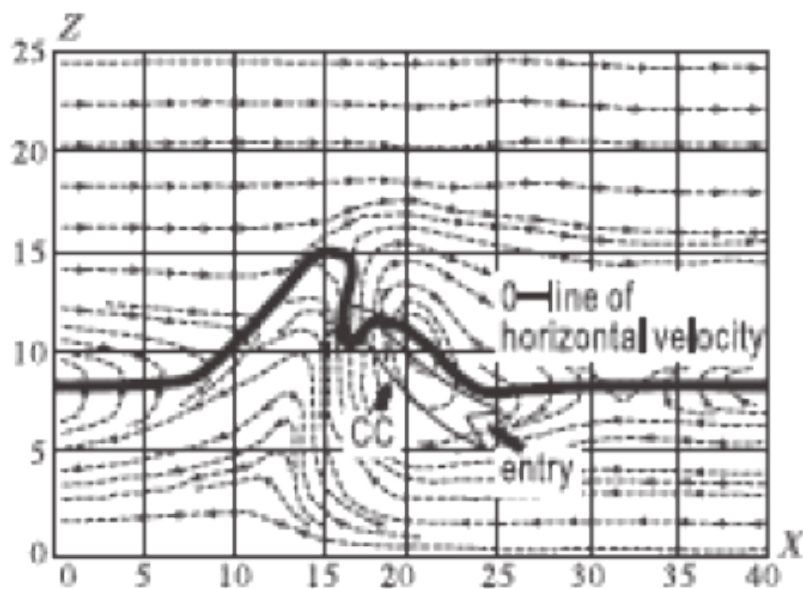


Figure 28. Modelled airflow, including well-defined recirculation, in a hail-producing storm, courtesy [Meteorology Press](#).

Consider, for example, a toroidal recirculation emerging within the first 10 minutes of the thunderstorm achieving full depth. Let's suppose that the toroid has a diameter of 1,000 m at that stage, with a circumference of 3,142 m. If the air is rotating at 50 m/s, it will make the round trip in roughly one minute ($3,142 \text{ m} / 50 \text{ m/s} = 62.84 \text{ s}$). At 2 mm per pass, in 10 minutes a hailstone will grow to a radius of 20 mm. At that size it will have a terminal velocity of 15 m/s, which means it will still be too small

to fall out of the upward component of the rotation (at 50 m/s), but in the 1,000 m of horizontal motion along the bottom of the recirculation (which it travels in 30 seconds), it will fall 450 m – perhaps enough to get it out of the recirculation. This assumes that its electric charge isn't keeping it suspended, either because it is shielded from the positive charge in the anvil by the precipitation recirculating above it, or because a positive double-layer has formed below it, which pulls it down, or at least offsets the positive charge in the anvil. Cloud charge structures permitting, the hailstone will stay in circulation, and can become as large as a baseball ($r = 37 \text{ mm}$) within 20 minutes simply by wet growth.

While upper-level recirculation is the far more likely mechanism responsible for hail, one question is left open. It's undeniable that there is a strong relationship between wind shear and severe thunderstorms. If it's not because of an absence of "capping downdrafts," then what is the actual nature of the relationship?

The more likely correlation has to do with thermodynamic factors at the bottom of the storm, rather than the top. The tilt in the updraft will cause the downdraft to fall further from the bottom of the updraft, reducing the chance of undercutting the updraft. A downdraft that hits the ground close to an updraft, but without undercutting it, will actually accentuate the updraft, because it displaces warm air that then joins the updraft with force.⁷⁹

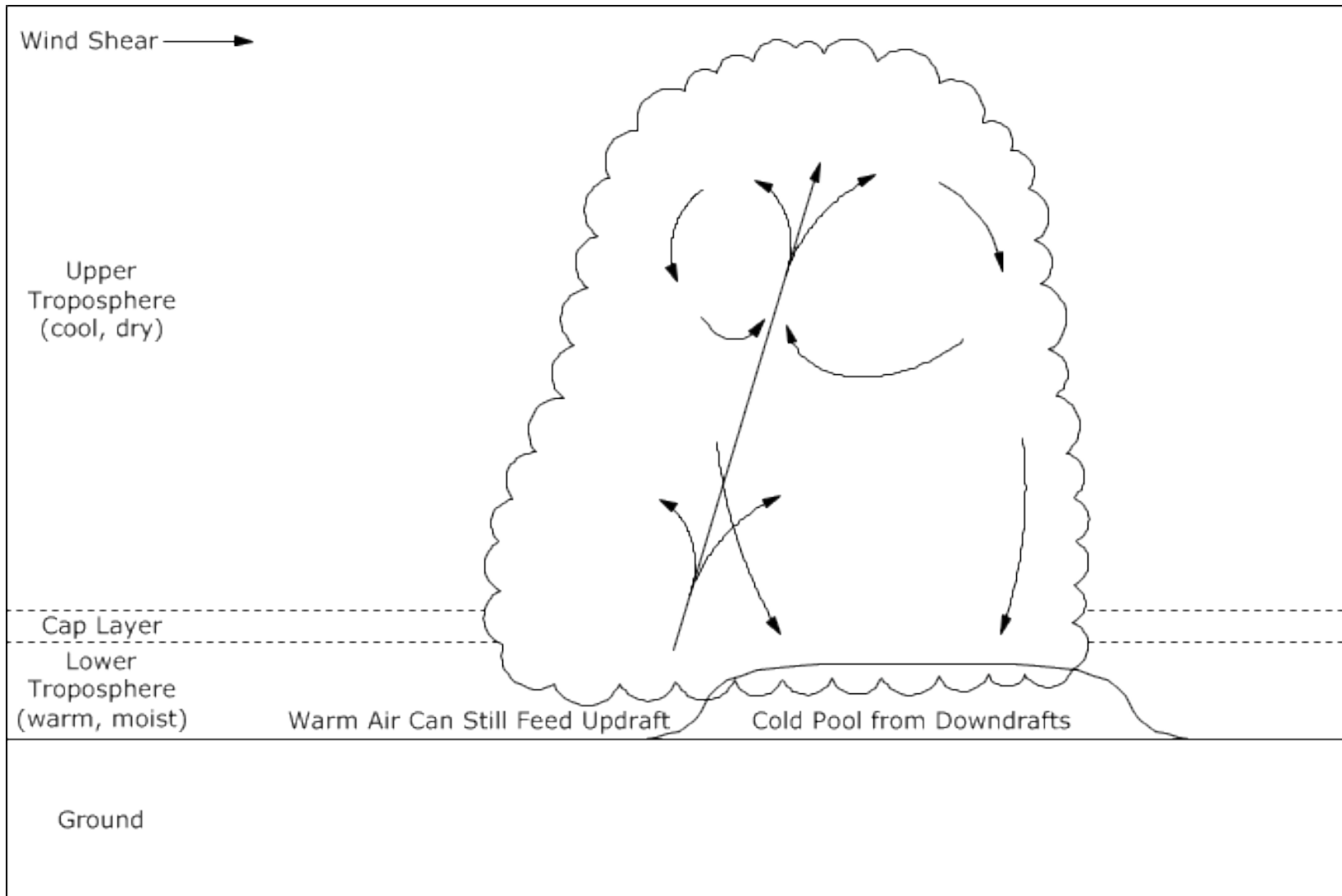


Figure 29. Wind shear prevents downdrafts from undercutting the updraft.

Combining the contentions in this and the previous section, a far more plausible description of the general nature of supercells becomes possible.

- If wind shear is present, the downdraft will not undercut the updraft, and an endless supply of thermal energy in the lower troposphere can feed the storm in the upper troposphere. Now the storm can last much longer than an hour.
- The longer the storm lasts, the more positive charge accumulates at the top of the cloud, and the more negative charge is held in suspension in the middle of the storm, establishing powerful main charge regions.
- If the air is charged, electrostatic forces will encourage the establishment of an organized

toroidal flow that will consolidate the updraft and delay the transition to turbulence, resulting in a much faster flow, and a more powerful toroidal structure. As the recirculation straddles the freezing line, hail begins to form.

- The far more powerful updraft will then be able to pull in air from a much wider area, and the single-cell storm will grow to enormous proportions.

Note that in EMHD, electromagnetism and thermodynamics are peers. Neither dominates, and neither can be forgotten, in a complete description of the phenomena.



Figure 30. Supercell that dropped hail accumulating to [12 inches](#) on the ground in Chaparral, NM, 2004-04-03, courtesy [Greg Lundeen](#).

11. Toroids to Mesocyclones

So far, the EMHD model has a toroidal recirculation of the air in the top half of the storm that creates a runaway system. Yet the defining characteristic of a supercell is its *rotating updraft* – the mesocyclone.³⁹ (Its name belies the ancient assumption that hurricanes, supercells, and tornadoes were all manifestations of the same principles, on 3 different scales, and all were called "cyclones."⁸⁰ We now know that these are fundamentally different phenomena, yet the names persist.) And there is a fundamental difference between toroidal and mesocyclonic airflows.

There is a growing body of evidence that mesocyclones develop in the upper portion of the cloud, sometimes producing well-defined hook echoes 5 km above the ground, and *then* they extend or migrate down to the base of the storm.^{40,66,67,68,69} Existing models do not take these data into account. An uplifted crosswise vortex, or a streamwise vortex on the leeward side of an updraft, would have the rotation begin in the bottom half of the storm, if these were, indeed, realistic models anyway. So

the EMHD model, focusing on the top half of the storm as the origin of the mesocyclone, is starting in the right place. But the data tell us that if a toroidal airflow *does* develop, it evolves into a mesocyclonic flow, *before* the structure descends.

Assuming that a powerful recirculation has become organized, and assuming that wind shear is present in the top half of the storm, rotating mid-level "entrainment" is easy to understand. Suppose that the mid-level winds are from the south, and the top-level winds are from the west. Air pouring out of the updraft will get blown to the east, and more downdraft air will fall on the east side of the system. As this downdraft air is drawn back toward the updraft, the southerly winds offset the air to the north. Air being pulled westward, but also being offset to the north on the way, will then spiral counter-clockwise toward the updraft. Figure 31 shows the dominance of CCW inflow, where the black dots represent sources of air (i.e., the downdrafts), and where the air converges on a central vacuum (i.e., the updraft). In a non-linear simulation, this would resolve into a cyclonic pattern.

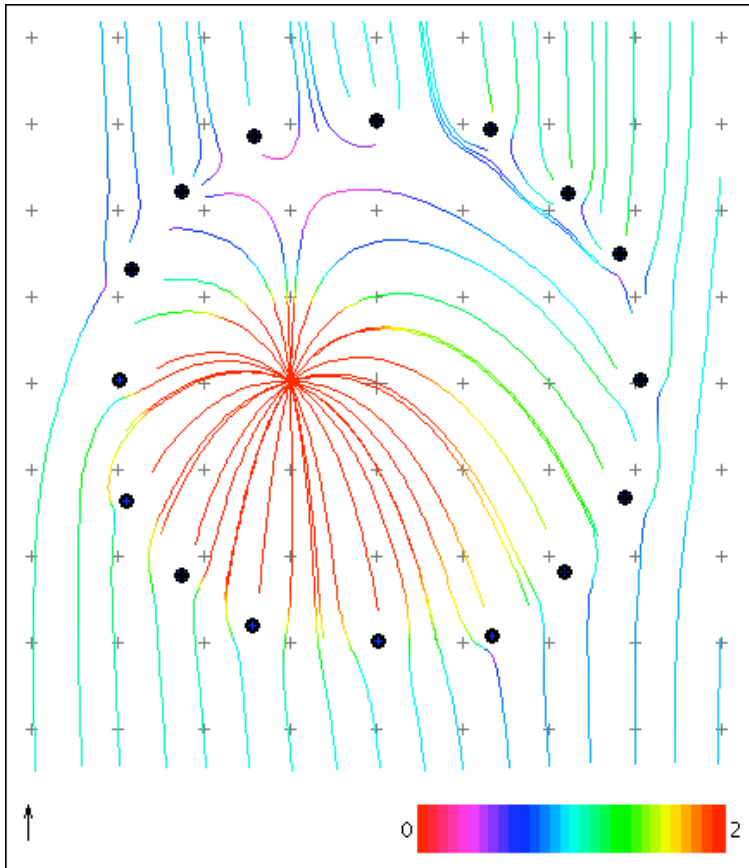


Figure 31. Flow lines at bottom of toroidal airflow (mid-level entrainment), in plan view, with wind shear. Fluid dynamics applet by [William Devenport](#).

Figure 32 is a rough representation of the general form of a toroidal recirculation that has been skewed and twisted by wind shear. If the lower-level winds are traveling in the +Y direction, and the upper-level winds in the +X direction, the updraft (+Z) will tilt in the +X direction, while along the bottom of the recirculation, air will be offset in the +Y direction by the lower-level winds, inducing rotation. The algorithm used to generate the image then makes a continuous geometric pattern out of it.

Functionally speaking, the skewed and twisted toroid will have more or less the same properties as a simple toroidal flow. It is still motivated by the updraft inside, the anvil above, and the downdrafts to the outside, with mid-level "entrainment" closing the loop along the bottom. We also shouldn't expect the twisted toroid to be any worse in funneling all of the updrafts below it into the center. In a cyclonic regime, the net effect on lower air rising up into the mesocyclone will be to funnel the air toward the center, even if there is also a rotating counterpart to the motion.

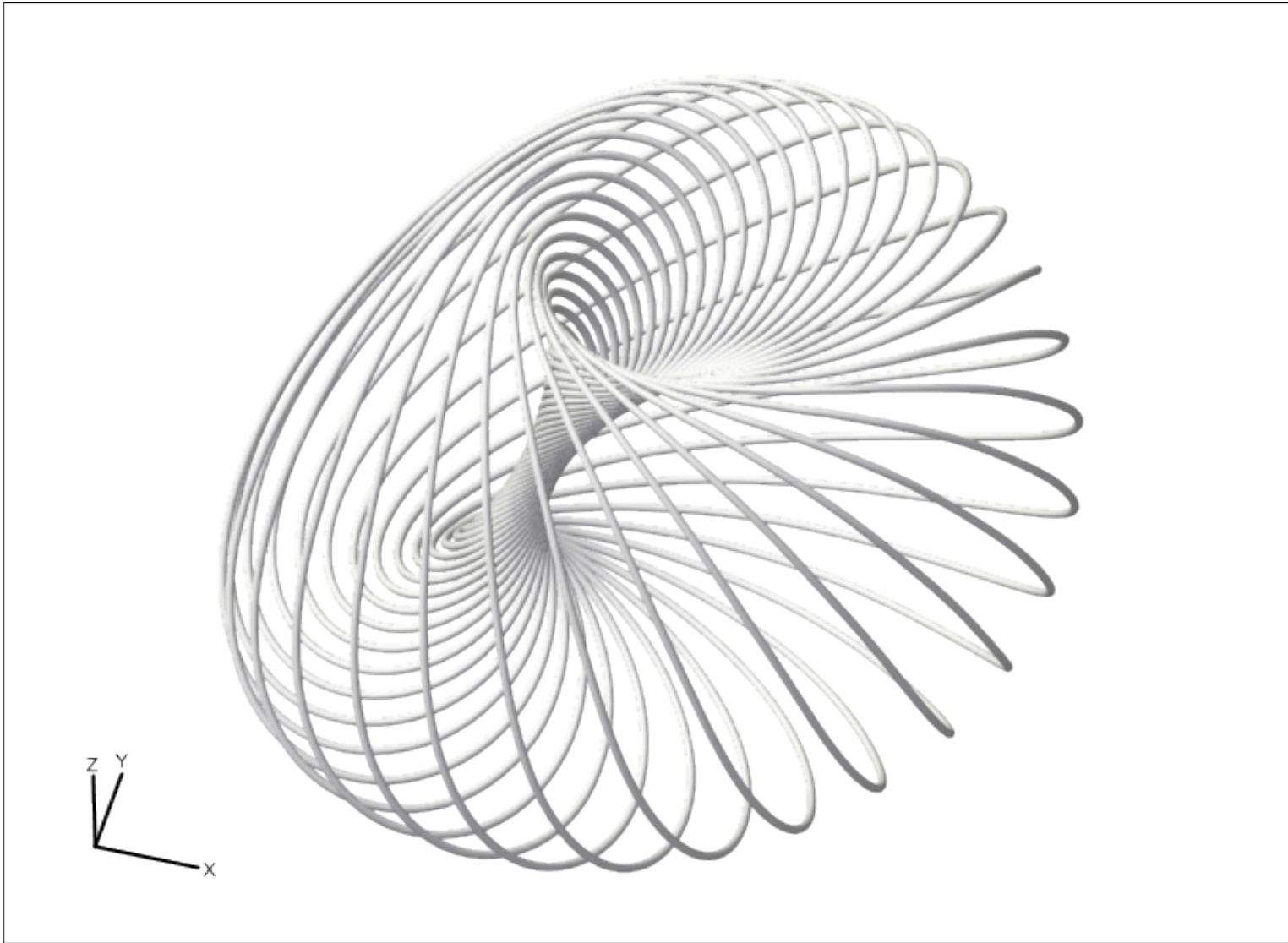


Figure 32. Skewed and twisted toroid.

It's even possible that the rotating sheath *accentuates* the updraft. Negatively charged precipitation in the rotating recirculation will be centrifuged outward. We would expect it to be ejected tangent to the rotation, except for the fact that it experiences an electrostatic attraction to the positive double-layer, which at this point in the recirculation is the inside layer. The net effect is that the positive double-layer will be pulled outward, to the extents of what the drop in hydrostatic pressure allows. The limiting factor is how fast the sheath can pull in air from below to satisfy the vacuum created by the centrifugal force. In other words, the rotation will increase the suction at the base of the mesocyclone.

Note that this actually represents a fundamental reconception of the nature of a mesocyclone. In the standard model, a mesocyclone is a rotating updraft. But when we observe that the mesocyclone gets established in the top half of the storm, this is untenable. As noted in the section entitled "[Electromagnetic Toroids](#)", the updraft begins at the base of the storm, where the primary release of latent heat is 7.5 times greater than the secondary release in the middle of the storm. So we truly have no reason to believe that there will be any Venturi Effect entraining mid-level air into the updraft, much less the kind of powerful entrainment that could develop a well-defined cyclonic inflow pattern several kilometers wide, 5 km above the ground. Rather, the "entrainment" is actually just the bottom segment of a continuous recirculation. Once the air gets to the center, it doesn't get pulled into the updraft – it forms a sheath around it.

This means that it's not the updraft that is rotating at all – it's the "entrainment" that is rotating, and the mesocyclone is a skewed and twisted toroidal boundary vortex that consolidates the updraft and eliminates friction between it and the surrounding air.

12. Descending Mesocyclones

Once a mesocyclonic flow gets established in the top half of the storm, it then extends and/or migrates downward. As airspeeds increase, the mesocyclone is able to pull air from lower in the storm, where there is far more energy. (The release of latent heat at the bottom of the storm, where water molecules go from gas to liquid, is 7.5 times more powerful than the liquid-to-solid release in the middle of the storm.) Hence we can expect airspeeds to increase as the size of the mesocyclone grows.

As the mesocyclone extends downward, the structure of the recirculation changes as well. In the top half of the storm, we can expect enough wind shear to get the downdrafts to be offset from a concentric circle around the updraft. But if the downdrafts begin at the top of the storm, and fall all of the way to the bottom, there will be enough wind shear to get them to fall entirely on the leeward side of the updraft. The next four figures illustrate a metamorphosis, from a toroidal recirculation in the top half of the cloud, to a mature mesocyclone dominating the entire storm.

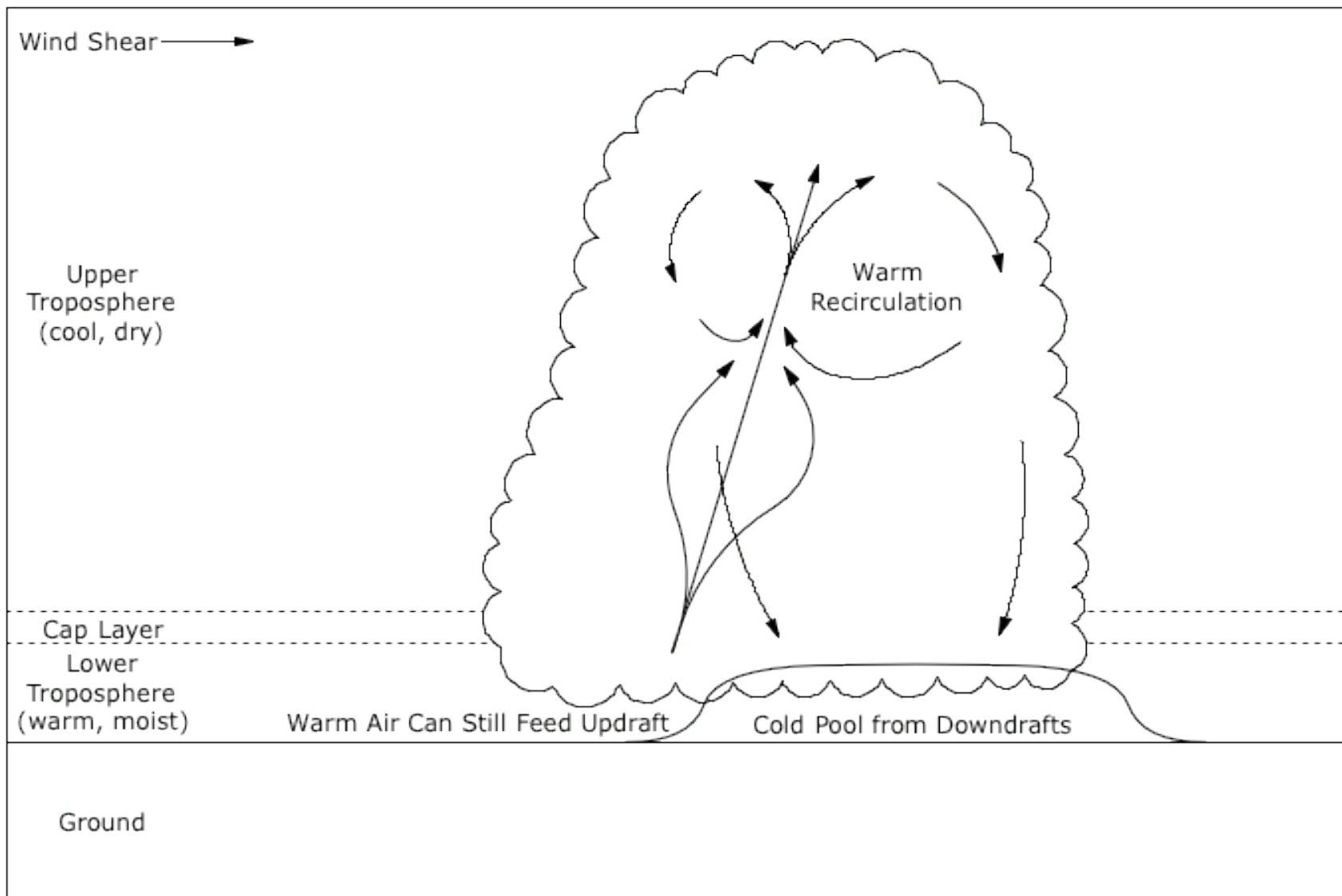


Figure 33. Toroidal flow in upper half of storm.

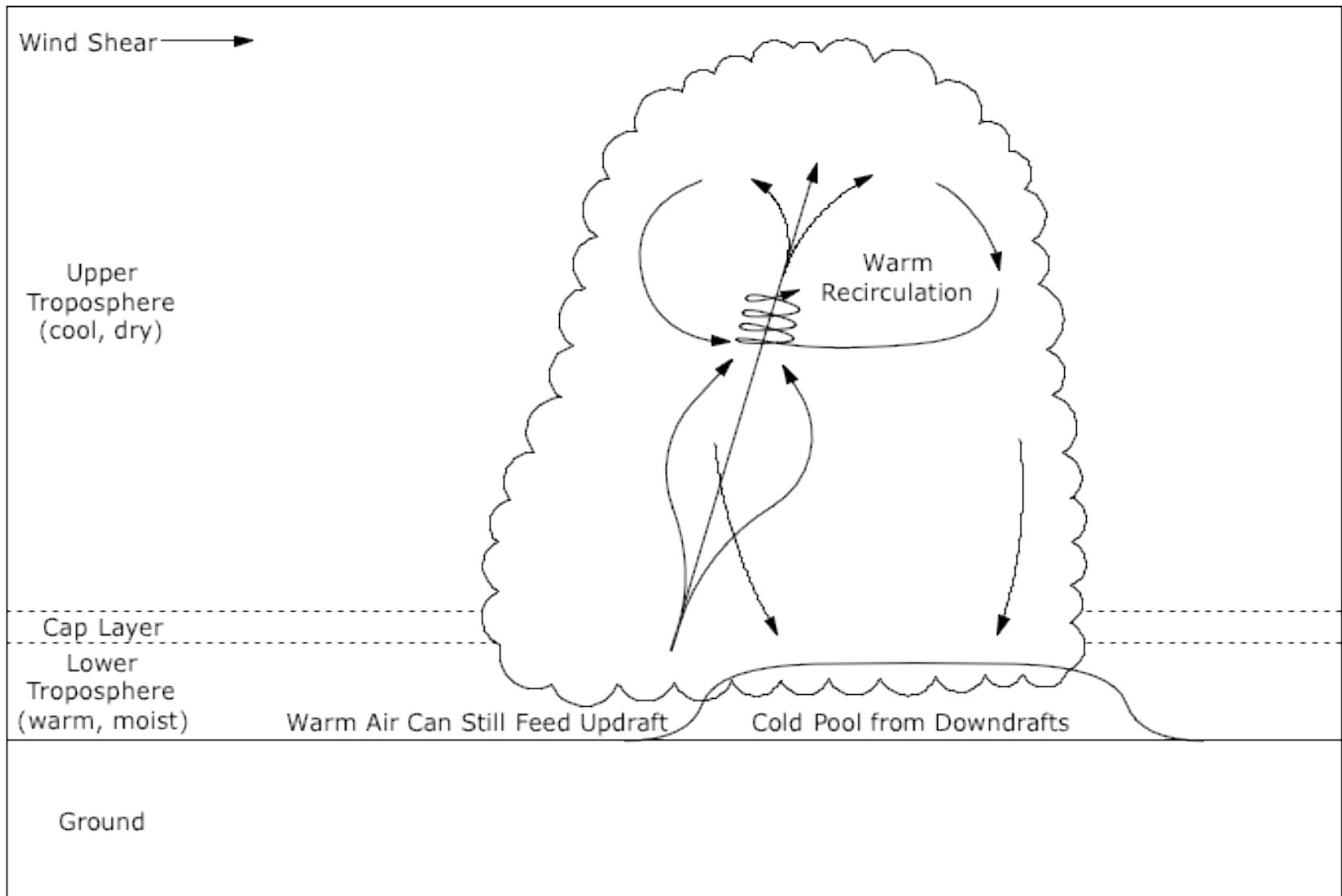


Figure 34. Wind shear skews and twists the toroid into a mesocyclone.

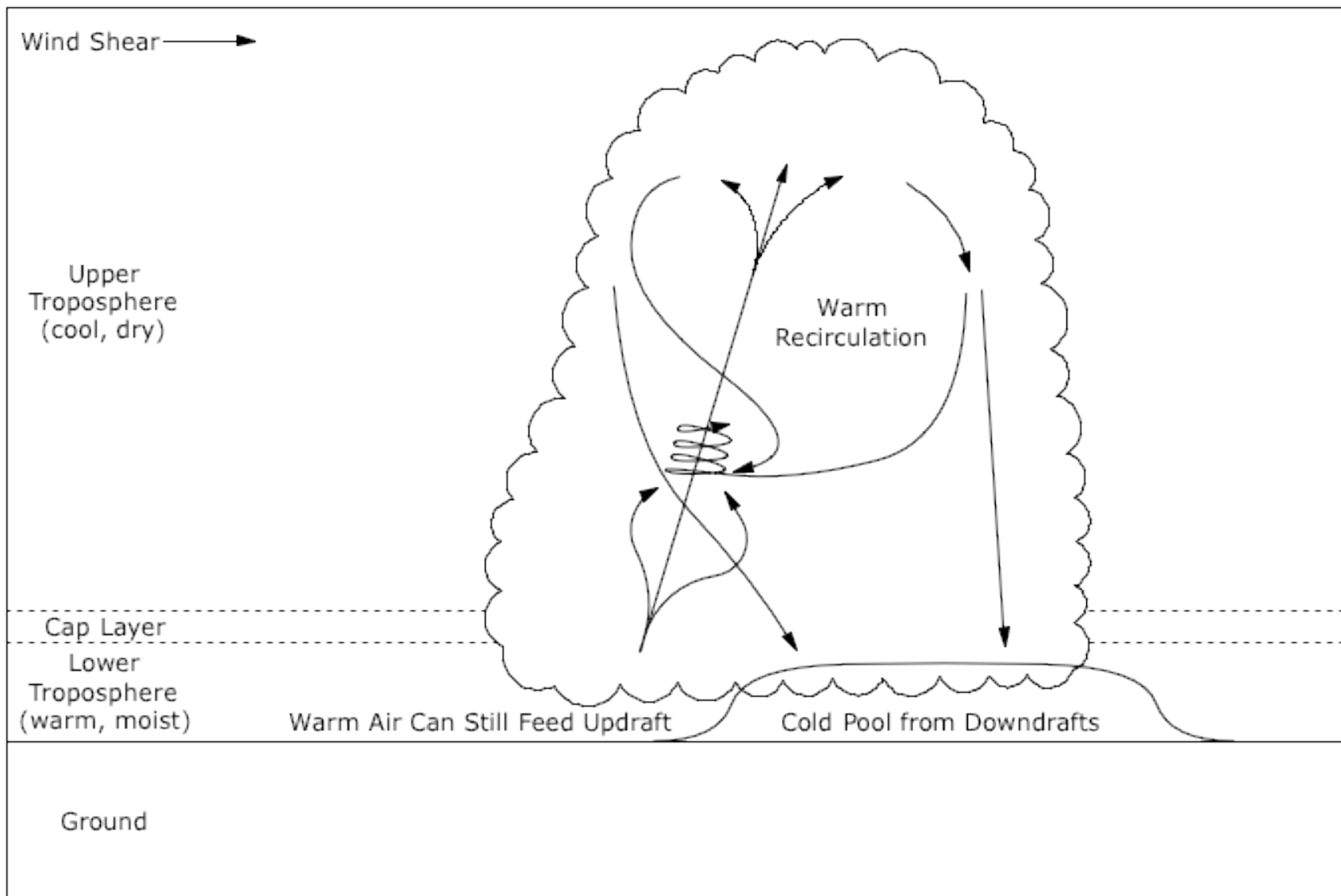


Figure 35. Mesocyclone extends downward. Note that wind shear carries all of the downdrafts to the leeward side of the storm, where they merge.

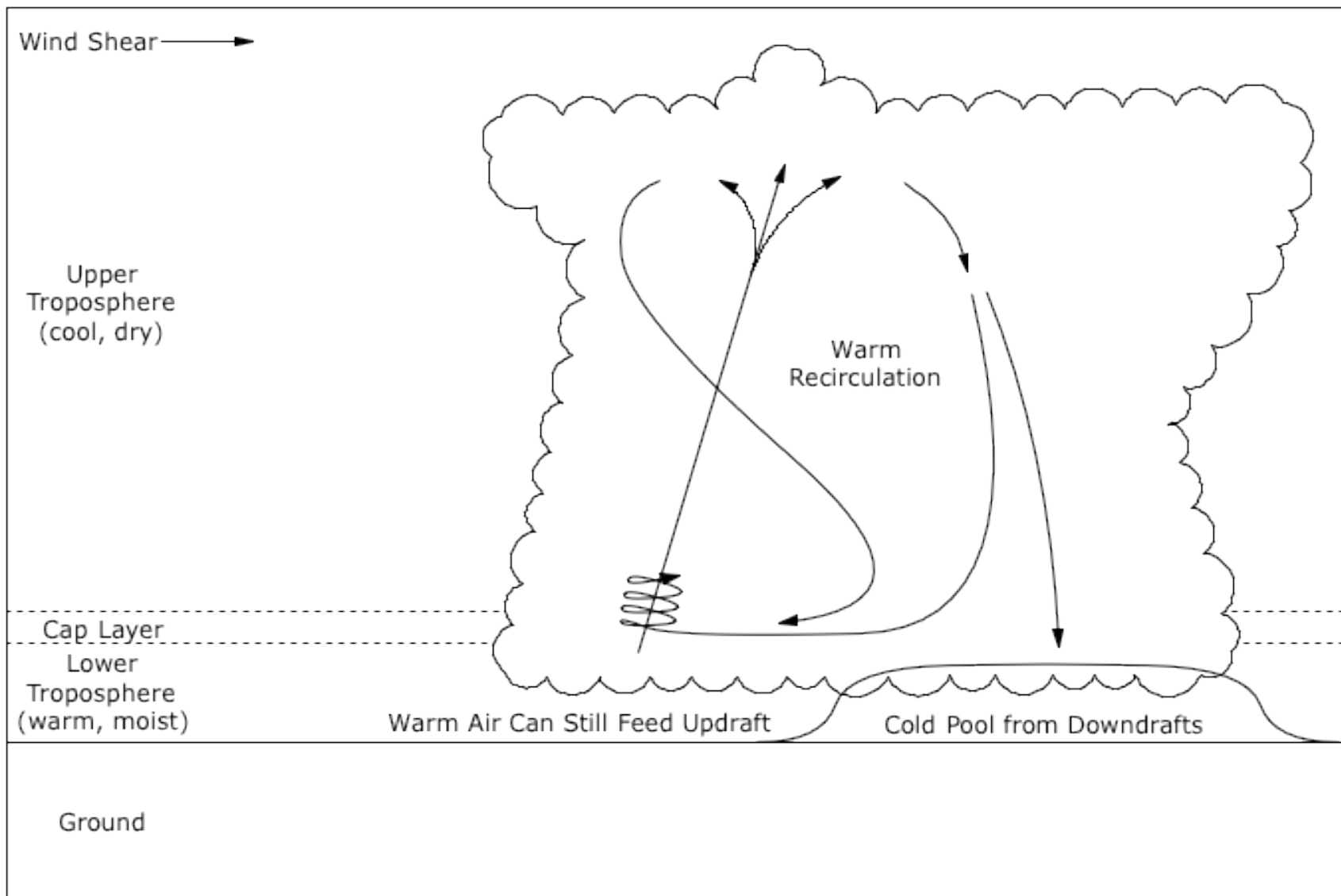


Figure 36. Mesocyclone achieves full height.

Figure 37 shows a 3D representation of the reflectivity within a tornadic storm. (Red means > 50 dBZ; orange means 43~44 dBZ. Note that this scan leaves out the bottom 1 km or so of the storm, since Doppler radar can't see below 0.5° above the horizon, because of ground clutter issues. Nevertheless, the base of this storm was about 1 km above the surface, so we're not missing much, except the rain under the hook echo, and of course, the tornado.) The reflectivity thins out at the top of the updraft, so we can't see the complete loop, but the updraft is clearly visible, and we can see the precipitation in the forward flank downdraft feeding directly back into the updraft. The tubular structure of the recirculation (sometimes called "cave channels"[Z](#)) is also clearly visible on the right-hand side of the image.

At first blush, the conventional thinking on the structure of the mature mesocyclone seems intuitively accessible. A powerful updraft is pulling air from all around, and cyclonic inflow patterns are common in nature. But the mesocyclone in Figure [37](#) was running at full speed at the time of the scan (with an F5 tornado in progress), and the source of the energy was downdraft air, being drawn *upwind*, from 10 km away, faster than the storm was pulling warm, moist air in through the flanking line? Wet downdrafts extinguish updrafts, if the rest of what we know about thermodynamics is true. And it makes no sense whatsoever that a channel of air is getting pulled *against the prevailing winds* into a low pressure.

Understanding this scan in mechanistic terms requires that we openly acknowledge that the updraft doesn't

have a right to pull downdraft air back into the updraft from that far away. Such constitutes direct evidence of the presence of factors other than just simple thermal buoyancy. In fact, what we see here is a phenomenon known as "channeling," wherein a band of air is being preferentially pulled *through* other air. In fluid dynamics, this is only possible when there are major differences in viscosity, and the low-viscosity substance experiences less friction tunneling through the high-viscosity substance, even as it travels a greater distance. That begs the question of what could cause such a big viscosity difference *in the air*. If the air is charged, electrostatic repulsion prevents the particle collisions that instantiate friction, allowing it to flow more freely. So this has to be charged air.

Then we just have to account for the fact that the updraft is running at extreme limits, with its only visible means of support being negatively buoyant downdraft air. There's no way to make *that* energy budget work, so there has to be another source of energy, *and* there has to be a way to keeping the cold downdraft air from mixing with the warm updraft air, where it would dampen its buoyancy (if not extinguish it). The only possible solution is that the charged downdraft air isn't actually getting drawn into the updraft, but rather, is just forming a sheath around it. The source of energy is warm, moist air approaching from the south in the flanking line (which doesn't appear in the scan). This air cannot be flowing into the hook echo, where it would be layered in with the cold downdraft air, resulting in minimal net buoyancy. Rather, the warm air has to be flowing up into the sheath

from below, without mixing in with the sheath. The sheath then accentuates the updraft, as the centrifugal

force of its hydrometeors lowers the pressure in the updraft core (as mentioned in the previous section).

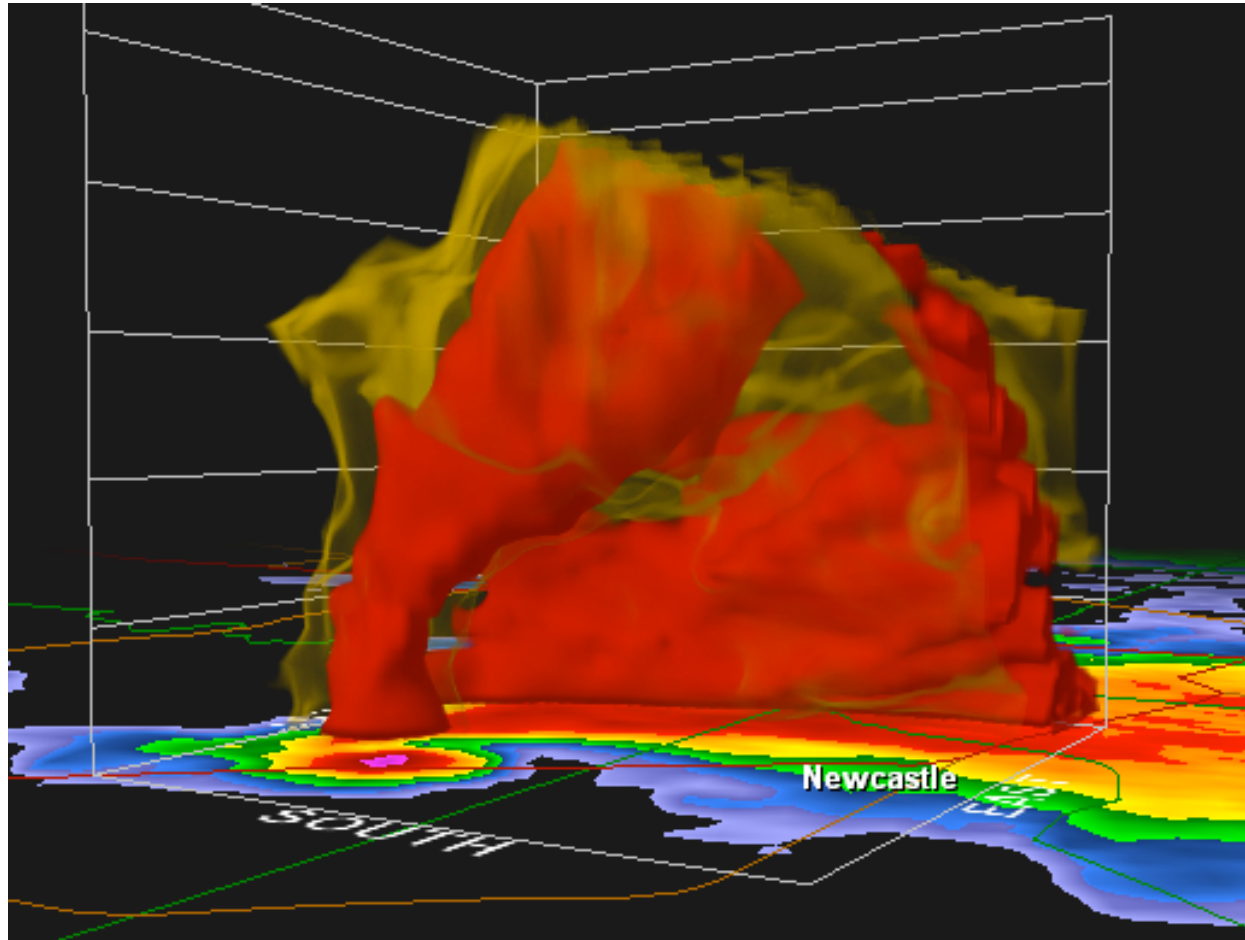


Figure 37. Volumetric reflectivity of the storm that produced an F5 tornado in Moore, OK, 1999-05-03, courtesy [GRLevelX](#).

13. Curved Hodographs

A hodograph is a 2D graphic that represents differences in wind directions and speeds through the altitudes.⁶⁹ If we draw a vector from the origin of the coordinate system ($x = 0, y = 0$) in the direction of the wind, and at the appropriate length, for each elevation, and then connect the ends of the vectors with a polygon, we get a "hodograph" as depicted in Figure 38. The figure shows that the surface winds were traveling to the WNW; the winds at 2 kilometers above the surface were to the N; at 4 km to the NE, etc. So in this case, there was a smooth progression of wind changes through the altitudes.

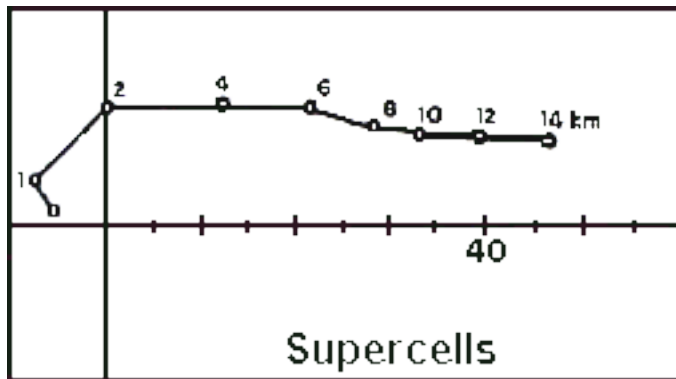


Figure 38. Curved hodograph, courtesy [NWS Louisville, KY](#).

This pattern of shifting winds is favorable to the development of a mesocyclone. The critical factor appears to be that the wind direction continues to change in a smooth progression through the altitudes. If the winds reverse direction, producing a zigzag hodograph, mesocyclones are less likely to develop.

The mechanistic reasons for the significance of this wind pattern have not been identified, but the EMHD model offers a suggestion. Robust recirculation in the presence of wind shear will induce rotation, as presented in the previous sections. Since mesocyclones appear to be born in the top half of the cloud, a consistent wind shift from 5 km up to 10 km would be the critical factor there. Then, for the mesocyclone to mature to a full depth of 10 km, the shearing conditions have to be the same throughout the altitudes, otherwise the rotation will be perturbed, and the mesocyclone will fall apart. Robust recirculation in a mature mesocyclone, where all of the downdrafts fall on one side of the storm and the "entrainment" has to flow upstream toward the updraft, is only possible if the air has a lower viscosity. As the mesocyclone descends, if the wind directions alternate through the altitudes, the flow will become turbulent, negating the effects of a reduced viscosity. The turbulent flow then no longer channels through the surrounding air, and the laminar structure that was organizing the updraft is gone.

14. Scale Independence

The principles of thermodynamics are scale-independent. Whatever occurs at one scale will occur at another, and so long as we scale distances and speeds by the same factor, everything should match up perfectly (unless other factors come into play that *are not* scale-independent).

This is a problem for the thermodynamic approach to mesocyclones, in that we have a good understanding, in purely thermodynamic terms, of a vortex at a different scale – the tropical cyclone – but the numbers don't match up.

Tropical cyclones provide a perfect example of the amount of energy that can be stored in warm, moist air, and the rate at which that energy can be released. Tropical cyclones form over the ocean, where surface friction is at a minimum, and the amount of available water vapor is at a maximum. Such storms begin to lose energy as soon as they come ashore. Maximum sustained wind speeds in a tropical cyclone are 85 m/s.⁸¹ The amount of energy present in the atmosphere would be capable of wind speeds even higher than that, but the faster the winds, the lower the pressure of the inflow, and this encourages water vapor to condense before it gets to the updraft in the center of the system. The release of latent heat forms updrafts, and ultimately thunderstorms, in the feeder bands. As a result, a lot of the energy in the storm is "wasted" by turbulence in the

feeder bands, and this places an upper limit on how violent the storm can become.

But mesocyclones are obviously a different breed. Despite forming over land, where the surface friction is far greater, and with less moisture, mesocyclones are capable of wind speeds over 150 m/s – roughly double that of a tropical cyclone. For some reason, the limits set by turbulence in the feeder bands do not apply to mesocyclones.

The general thinking in the meteorological community is that unlike tropical cyclones, mesocyclones feed on energy that has built up below a cap layer, and where there is a major difference in temperature and humidity between the lower and upper tropospheres. Such conditions are short-lived and relatively localized, but represent a more significant (local) potential than is present anywhere in a tropical cyclone. That much is true. But that still does not explain the moderate speeds in the flanking line.

The only reasonable explanation for the far greater speeds in a mesocyclone is that newly released energy is contributing to an existing internal recirculation. In other words, the rate of inflow and the internal rotation do not have to be directly related. The speed in a supercell's flanking line is analogous to the speed in a tropical cyclone's feeder bands, and the one scales up to the other appropriately (until the tropical cyclone's feeder bands develop their own updrafts). The actual speeds *within* the mesocyclone are way out of proportion to the inflowing

speed in the flanking line, proving that these structures are indirectly related. This only makes sense if the

mesocyclone is a sheath around the updraft that moves with it, but does not mix with it.




Figure 39. Hurricane Ivan, 2004-09-15, courtesy [NASA](#).

15. Steering Winds

Predicting the direction and speed of a supercell is obviously of extreme importance, as the general public needs to be informed of the impending danger. But the movement of a supercell is surprisingly tough to predict accurately. As a result, storm-based tornado warnings have to allow for a wide margin of error. (This is masked by the trapezoidal warnings issued by NWS. More honestly, they would be triangles, starting at the mesocyclones and projecting at the angle of the margin of error.)

A rough rule of thumb is that a supercell will travel in a direction that is 30° to the right of the average mid-level winds, and at 75% the speed of those winds.⁸² More sophisticated algorithms have been developed for predicting storm motion given the direction and speed of the mid-level winds,⁸³ but with only marginal improvements in accuracy.⁸⁴ The loose relationship between winds and storm motion suggests that we're missing something fundamental.

Another aspect of supercells lacking a good explanation is the fact that the updrafts tends to be perfectly straight, with a 15° tilt because of wind shear.⁸⁵ This is anomalous because wind speeds typically increase with altitude (see Figure 38), and therefore we would expect the updraft to curve as it ascends. When the updraft enters the jet stream, at roughly 10 km above the surface, we would expect the curvature to be dramatic. But this is not what typically happens.

Electromagnetism offers an explanation for the straightness of the updraft, and in so doing, enables a new way of predicting storm motion that might be more accurate. Electrostatic repulsion in the charged sheath around the updraft will oppose kinks in the sheath. Since the electric force falls off with the square of the distance, the increase in electrostatic pressure on the side of the kink that is getting compressed will be far greater than the decrease on the side that expands. Hence the sheath is stable in the straight form.

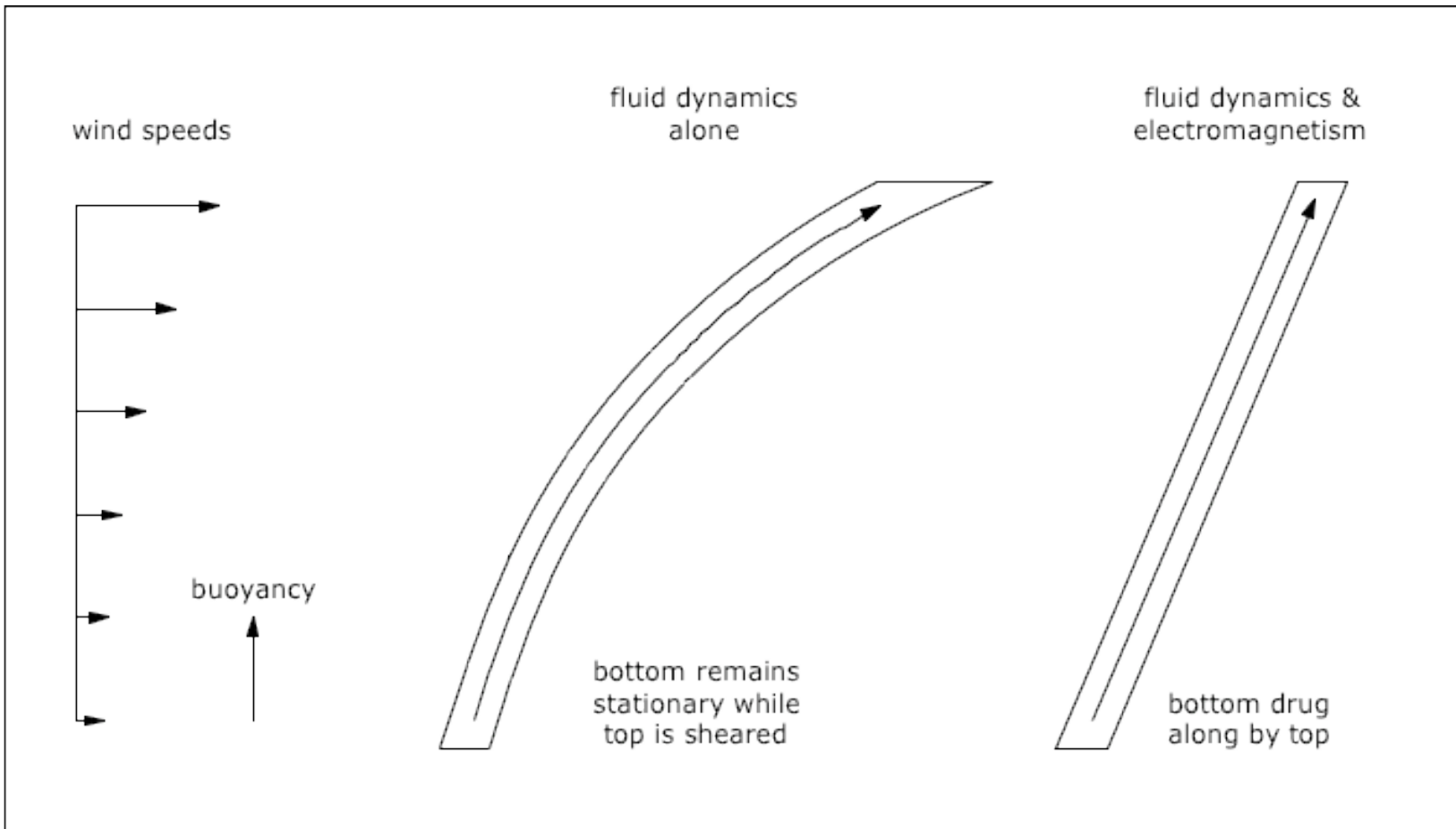


Figure 40. Effects of buoyancy, wind shear, and EM on the shape of the updraft.

This goes on to offer an explanation for the 30° offset in the direction of the storm relative to the mid-level winds. If we take a second look at the typical wind directions and speeds, 30° to the right of the mid-level winds is typically the direction of the jet stream. By thermodynamic standards, there's no way that the jet stream could be influencing the direction of the storm, so no one looks at that, but by electromagnetic standards, this is easily possible. If the updraft has a powerful force that is keeping it straight, and if the jet stream is exerting a lateral force on the updraft at the top, then this will exert a force on the bottom of the updraft, dragging it along wherever the top is being pushed.

Analogously, if a pencil is suspended by one end under water, the pencil's buoyancy will tend to keep it pointed straight up. If the water is moving at the top of the pencil, the pencil will lean in the direction of the movement. Because of its buoyancy and because of its rigidity, the pencil will transfer the force to the bottom, and the entire pencil will move in the direction of the water, even if the prime mover is only acting on the top of the pencil.

Similarly, the updraft in a supercell is buoyant, so it would otherwise tend to be perfectly vertical. If the top of

the updraft is in the jet stream, the updraft will be tilted. Because of the updraft's buoyancy and because of its rigidity, and because the jet stream is so much more powerful than the lower-level winds, the bottom of the storm will tend to follow the top, rather than the top following the bottom as we would otherwise expect.

This will be true to the extent that the mesocyclone is well-developed in the jet stream. Weaker thunderstorms, even in the same general vicinity, will tend to follow the lower-level winds. So called "left-moving" supercells (that travel in a direction that is to the left of what is expected) might then be "left-movers" simply because they are not as vertically developed as "right-moving" supercells. In other words, normal thunderstorms, and low-topped supercells, will tend to be "left-movers." Fully developed supercells will tend to be "right-movers." In the transition from a normal thunderstorm to a supercell, the storm will tend to make a right-hand turn compared to its original course.⁸⁶ As the storm weakens, it will turn back to the left. All of these are well-known behaviors, though thermodynamics cannot make the connection, while the EMHD model can.

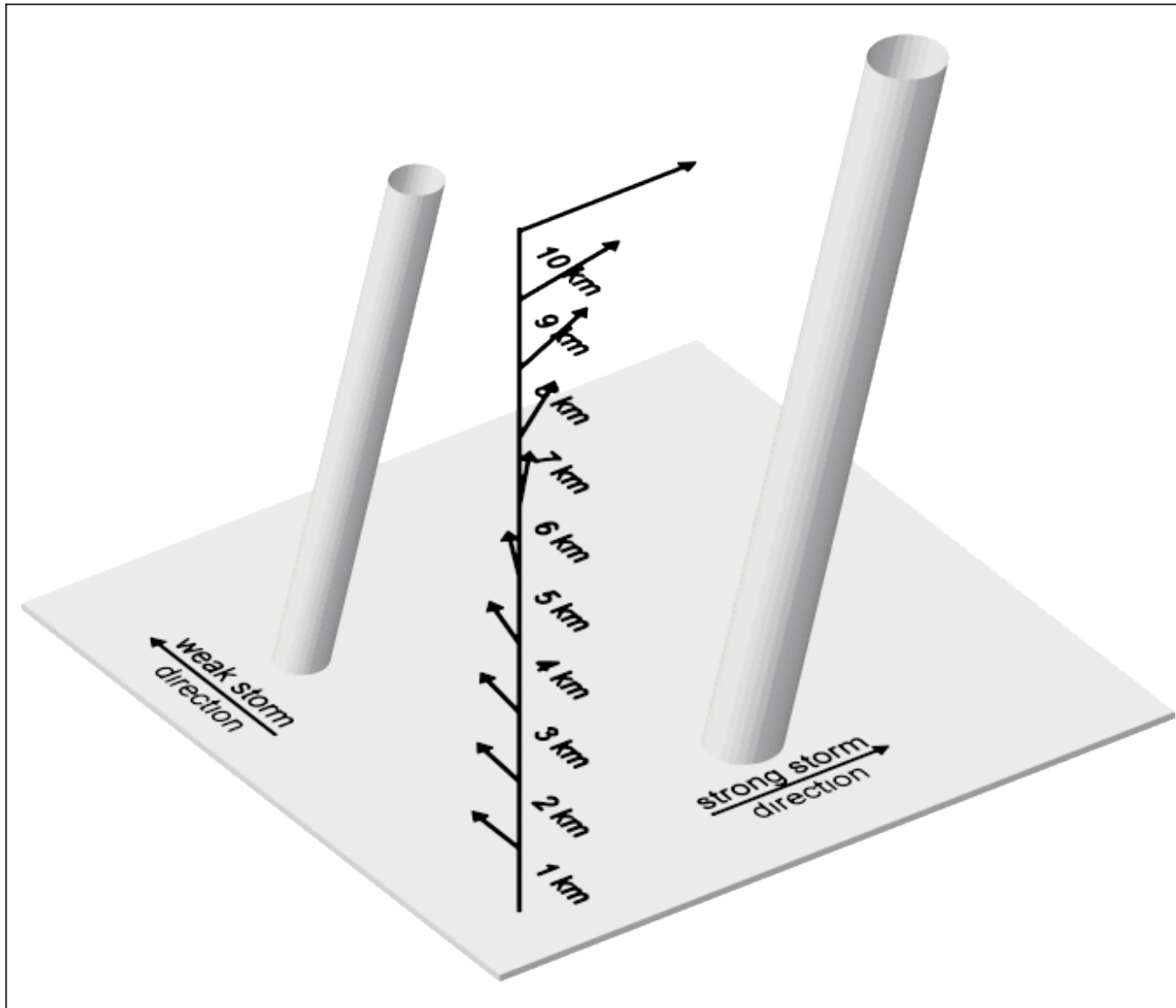


Figure 41. Strong storm follows the jet stream.

For example, during the tornado in Moore, OK, on May 3, 1999, the upper-level winds were from the southwest, while the lower-level winds were from the south. The storm tracked in a northeast direction during its most intense stages, following the upper-level winds. As it dissipated, it turned to the north, no longer controlled by the jet stream and then moving in the direction of the lower-level winds. This was true during its final dissipation stage, as well as during a brief dissipation period as it crossed the Canadian River.

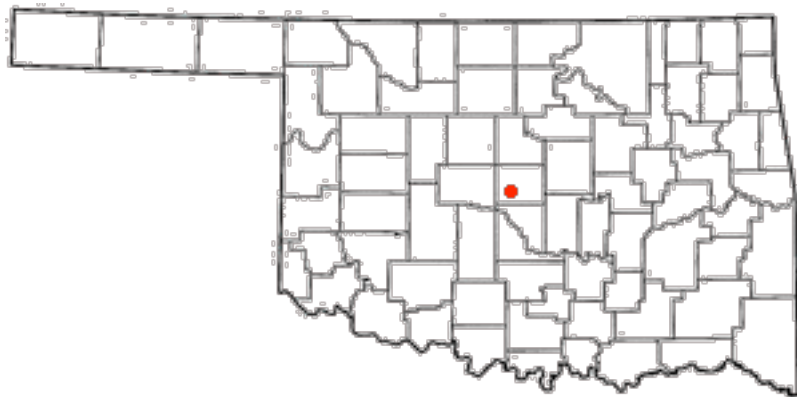
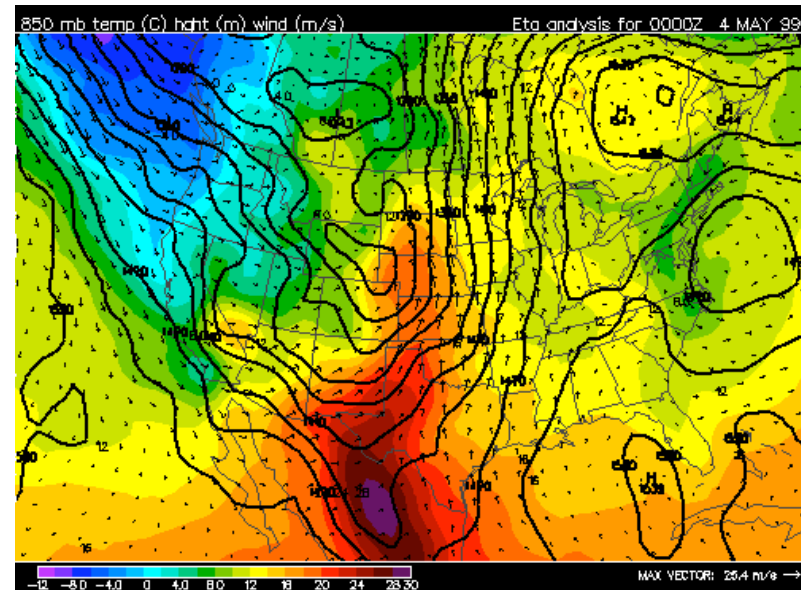
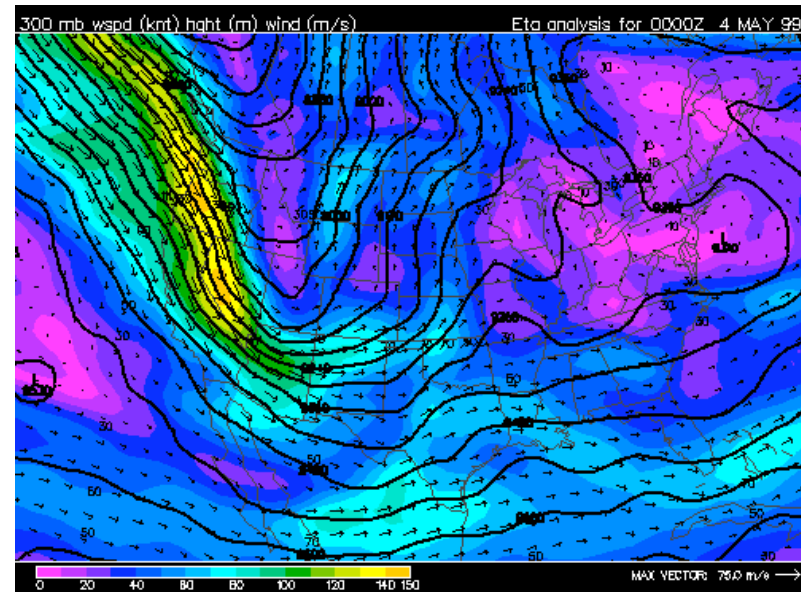


Figure 42. Oklahoma City, OK



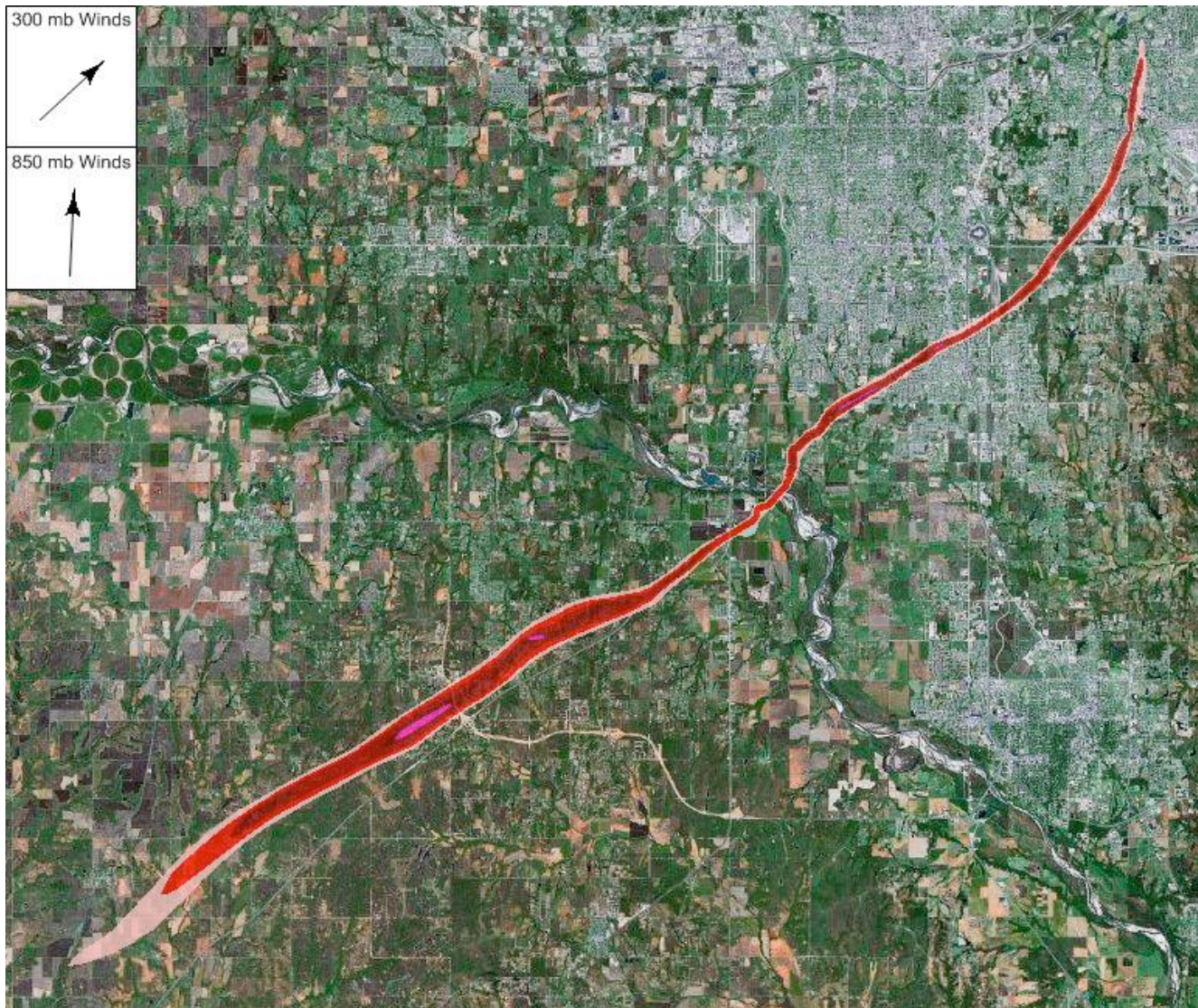


Figure 45. Moore, OK damage path, courtesy [Google Maps](#).
(pink = F1, orange = F2, red = F3, dark red = F4, magenta = F5)

Here is similar information from the rash of tornadoes in Kansas on May 4, 2007 (one of which devastated Greensburg).

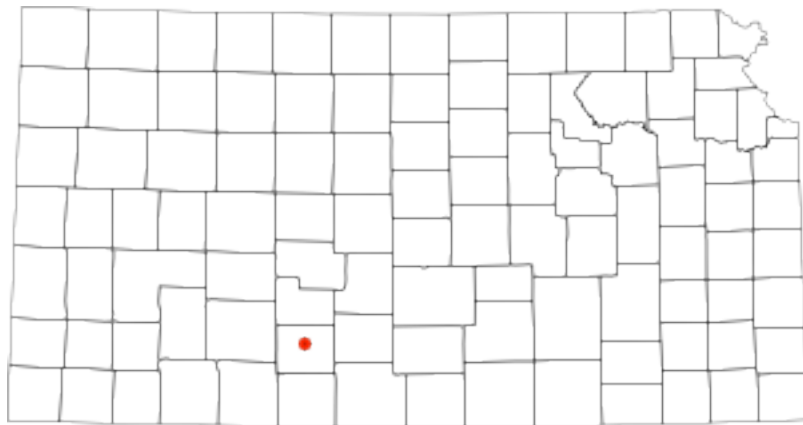
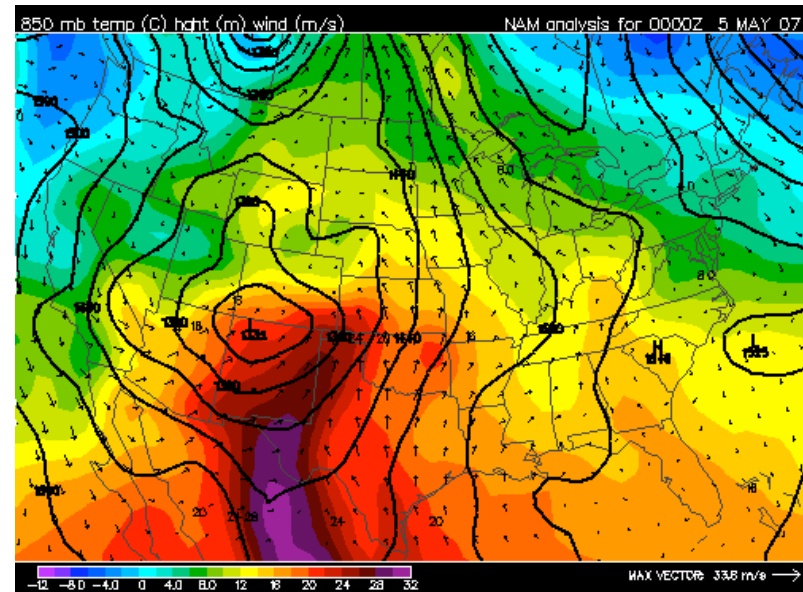
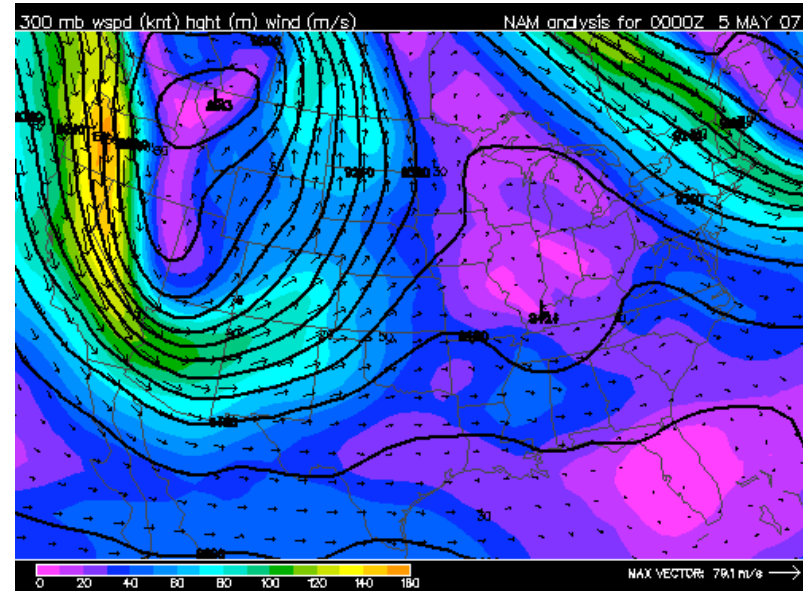


Figure 46. Greensburg, KS



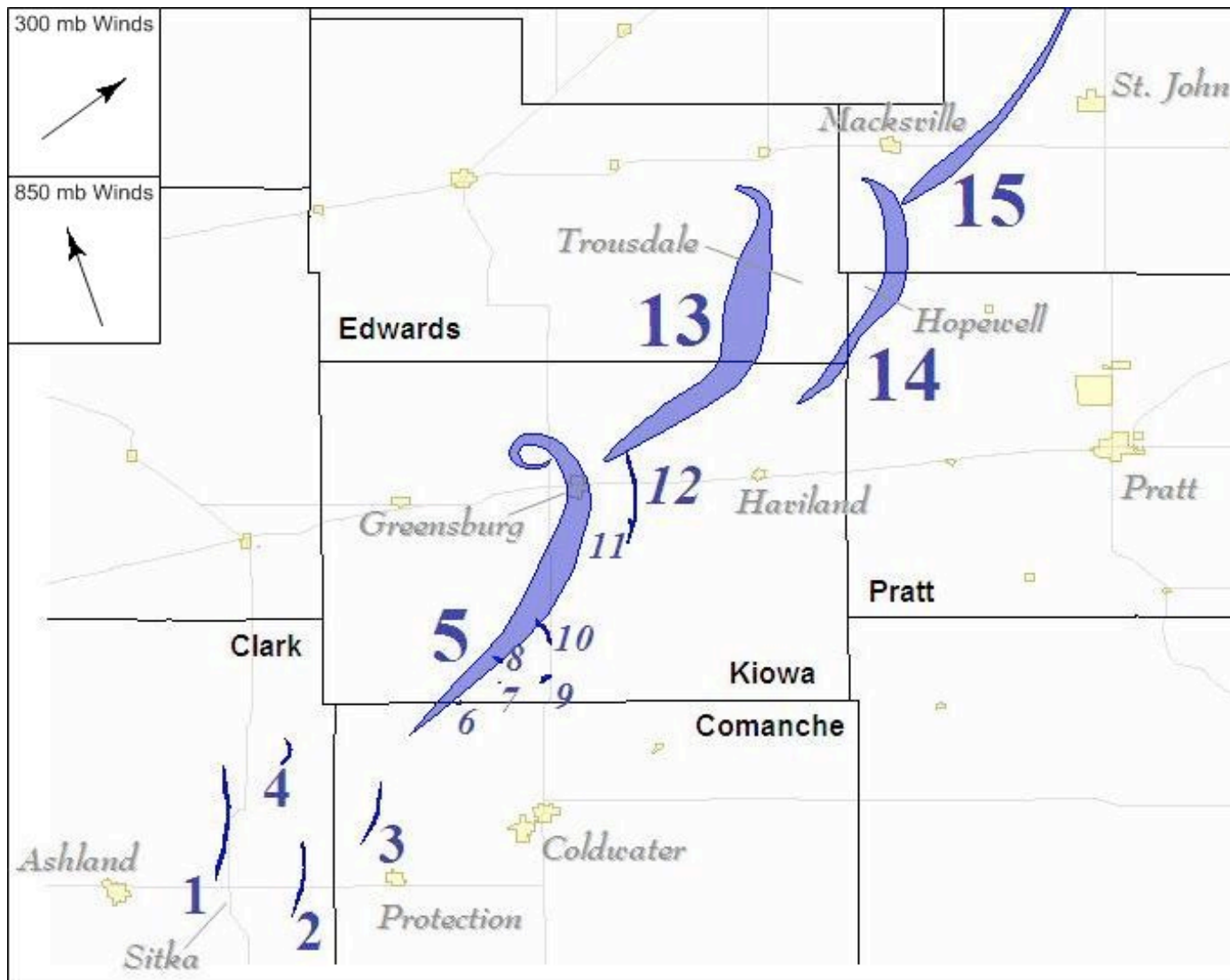


Figure 49. The first 15 damage paths in south-central Kansas, 2007-05-04, courtesy [Leslie Lemon](#).

If the contentions in this section are correct, then a pre-existing knowledge of the wind speeds and directions, combined with real-time magnetometer readings to determine the amount of EM force present, and its vertical extent, would produce better short-term tornado track predictions.

Note that the curl at the end of the Greensburg damage path was due to a surge of cold air at the intersection of the warm, cold, and occluded fronts that wrapped around the storm so rapidly that it created an eddy. These will always be impossible to predict far in advance, and even predicting such behaviors minutes in advance would take an array of thermometers and anemometers within a couple of kilometers of the storm, and a team of scientists to analyze the data in real time. So unless the storm is the subject of a large field study, we'll never know when these curls are going to happen.

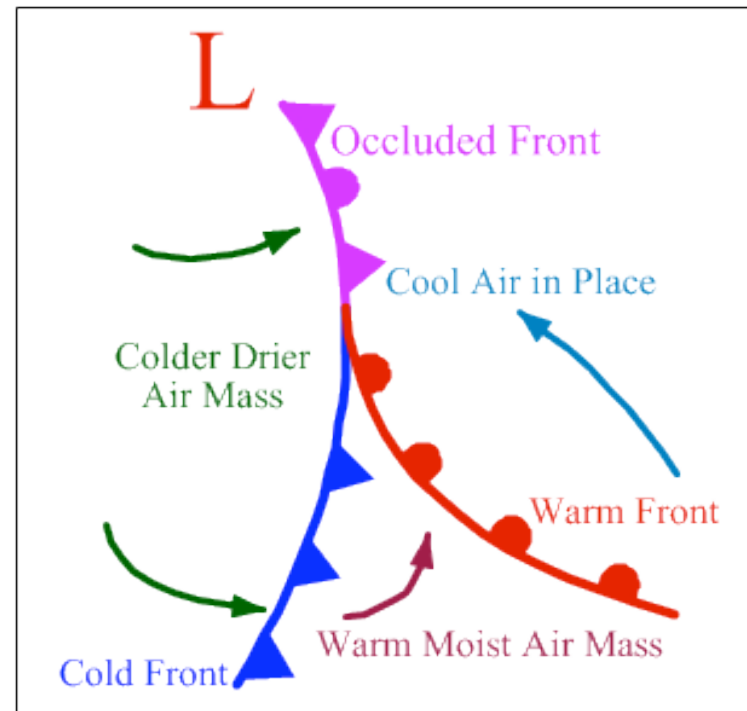


Figure 50. Warm, cold, and occluded fronts, courtesy [University of Illinois](#).

16. Hail & Centrifugal Forces

The largest hail produced by supercells can be over 100 mm in diameter. The final aggregate is a one-time consolidation of smaller hail, where the individual components are rarely more than 25 mm across.

Doppler radar clearly reveals the presence of hail around the outside of the updraft. But it's hard to imagine how even small hail could have risen along with the updraft without being centrifuged out of it. With rotational speeds in the mesocyclone approaching 150 m/s, the hail would be spun out and distributed on the ground in a 360° pattern. This, of course, is not what happens – hail typically falls more or less along the inside edge of the hook echo, with the larger hail falling nearer to the mesocyclone.

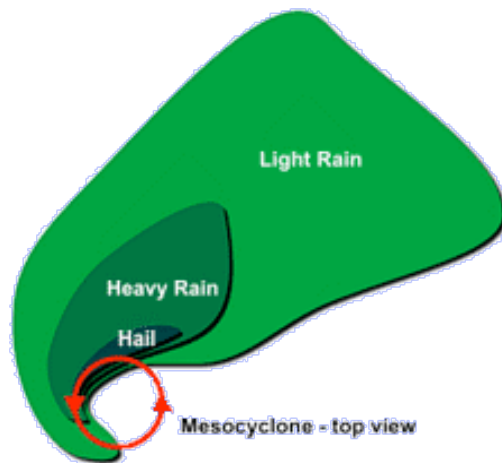


Figure 53. Supercell precipitation, courtesy [NWS](#).

The only possible explanation for the lack of centrifugal ejection is that there is another force that is opposing it. That *other force* can only be electromagnetism. If the mesocyclone is a sheath around the updraft, and if the sheath has an outer, negative layer and an inner, positive layer, the electric force will keep charged particles (such as hail) within the sheath.

The only hail that *does* fall to the ground is not getting centrifuged outward in all directions, but rather, is falling out of the hook echo. Furthermore, larger hail falls nearer the mesocyclone, while smaller hail falls in the forward flank core. This is anomalous because the larger hail has a higher terminal velocity, and all other factors being the same, we would expect it to break out of the recirculation pattern earlier than smaller hail. Hence the stratification *should be* from larger hail in the forward flank core to smaller hail nearer the mesocyclone. But the larger the aggregate, the more net charge it can support. And while the terminal velocity and the momentum of the hail increase as straight-line functions of size, and so does the net charge, the effective force of the electric field increases far more rapidly, as the fundamental force is so much more powerful.



Figure 51. Hail with 60 mm diameter, courtesy [NOAA Photo Library](#).



Figure 52. Largest hailstone ever recorded, 178 mm in diameter, from Aurora, NE, 2003-06-22, courtesy [NOAA](#).

[17. Green Thunderstorms](#)

Hail-producing thunderstorms, including supercells, often have a distinctive green color.^{[87](#)[88](#)[89](#)} (See Figures 54 and 55.)

The standard explanation for this is that light is reflecting up from green vegetation on the ground, and then getting reflected back to us by the cloud.^{[90](#)} But this does not explain why this happens even if there isn't much vegetation in the area,^{[87](#)} nor does it explain such robust reflectivity in the shade of a huge thunderstorm. It also does not explain why the effect is limited to a small area, between the main rain area and the central updraft.

Due to the brightness of this color, another common explanation is that this is skylight that is making its way through voids in the cloud, and then getting scattered when it exits out of the bottom.^{[91](#)[92](#)} But Doppler radar reveals that the main rain area is the densest region in the storm, so we should not expect any sunlight to make it through *this* region. Furthermore, the effect is pronounced even in the late afternoon or early evening, when the Sun is low in the sky and the intensity of the blue light in the atmosphere is waning.



Figure 54. Blue-green supercell in Hagerman, NM, 2004-10-05, courtesy [Steven Johnson](#). The patch of green vegetation responsible for the cloud's color is clearly visible in the foreground.



Figure 55. Blue-green supercell with a tornado, wall cloud, and tail cloud, in Big Springs, NE, 2004-06-10, credit [Eric Nguyen](#), courtesy [Corbis Corporation](#). Click the image to watch the associated video.

Identifying the microphysical processes responsible for a luminous color is a complex endeavor, but one sure source of photon emission is the capture of an electron by a positive ion. In order for this to be happening enough to create visible luminosity, there would have to be a lot of ions picking up free electrons. And, in fact, there is reason to believe that this is happening between the main rain area and the central updraft. Studies have shown that while the precipitation that falls to the ground originates from a region in the cloud that is predominantly negative, outside of the cloud the precipitation has a predominantly positive charge.^{21,93} This means that something is stripping the electrons from the falling precipitation.

There's really only one possibility here. The precipitation would have to pass through positively charged air, losing electrons in the process. This, then, constitutes one of the lines of evidence in support of the contention that there is a positive double-layer surrounding the negative charge stream. And the electron exchange accounts for the luminosity.

So we just have to look at the emission spectra for the elements abundant in the atmosphere (hydrogen, nitrogen, and oxygen), to determine which atoms are the most likely sources for this color. Both hydrogen and nitrogen have emission lines in the blue~green band. These bands dominate the actual emissions because a wider variety of atomic events can produce shorter wavelengths of photons.⁹⁴

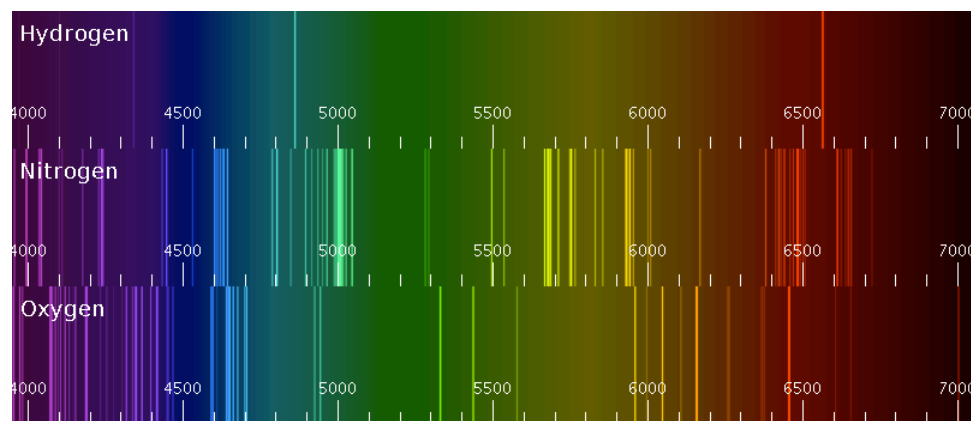


Figure 56. Emission spectra for hydrogen, nitrogen, and oxygen, courtesy [Joachim Köppen](#).

Please note that contemplating the nature of green thunderstorms is heresy. Consider the following quote from *Scientific American*.⁹⁵

Research on green thunderstorms is limited and not well funded. As Penn State's Craig Bohren says, this is "not exactly a hot topic of research. Indeed, being curious about them can be hazardous to one's career." For example, the small grant from the National Science Foundation for the portable spectrophotometer Frank Gallagher used was derided by then Speaker of the House Newt Gingrich's office, and by Richard Pombo, then a Republican congressman from California, who denounced Bohren in the *Congressional Record*.

Yet thunderstorms are natural phenomena, as worthy of study as any other, and therefore, the investigation shall proceed.

18. Lab Suction Vortexes

It seems that many distinctive characteristics of supercells become easier to explain when electromagnetism is taken into account. But by far the *most* distinctive characteristic of these storms, and the *least* explicable with thermodynamics alone, is tornadoes.

Tornadoes are typically thought to be simple suction vortexes responding to the low pressure under the updraft in the thunderstorm. So we should start with a review of the properties of suction vortexes.

Air responding to a low pressure tends to converge straight toward the low pressure from all directions, with kinetic energy being inversely proportional to the square of the distance from the source of the low pressure. But if, for whatever reason, the inflow was already traveling in another direction, it will split the difference between its existing momentum and the force of the low pressure, resulting in an inward spiral.

The tangential velocities in such a vortex are typically approximated with one of the Rankine formulas, which states that the velocity outside the vortex wall decreases with the inverse of the radius, asymptotically approaching zero at an infinite distance from the center.⁹⁶ The inward acceleration comes from the low pressure adding a centripetal vector to the existing spiraling vector, resulting in a longer vector. Yet this increase, as the hypotenuse in a vector addition, is a lot less than the

increase in velocity in a radial inflow, where the centripetal force adds a vector that is parallel to the existing motion. So in a radial inflow, velocity varies with the inverse of the *square* of the radius, while in a cyclonic inflow, velocity varies just with the radius. (See Figure 57.)

At the vortex wall, the spiraling inflow achieves a circular path around the low pressure core, and never reaches the center. While the low pressure (and thus the centripetal force) varies with the inverse of the square of distance, the centrifugal force varies with the square of the velocity over the distance, and the velocity increases with proximity to the vortex wall. When the centrifugal force becomes equal to the centripetal force, the air can move no closer to the center.

$$\text{centripetal force} = 1 / \text{radius}^2$$

$$\text{centrifugal force} = \text{mass} \times \text{velocity}^2 / \text{radius}$$

The centripetal/centrifugal equilibrium will always be achieved at some distance from the center if there is any angular momentum at all. It may be a wide vortex, or a narrow one, but the centrifugal force will never let the air get all of the way to the center. As a consequence, the low pressure at the center goes unsatisfied, and the vortex projects away from the source of the low pressure in search of air that *can* satisfy it (i.e., Helmholtz's first theorem). Essentially, the low pressure gets "piped"

through the vortex, with the centrifugal force creating an airtight seal that keeps the low pressure inside, and with ambient pressure just outside the vortex wall. In a fluid with no viscosity (and hence no friction to oppose the rotation), the length of the "pipe" is limited only by how

far it can extend and still find air with any angular momentum at all. Practically speaking, the vortex will hit a boundary first (i.e., Helmholtz's second theorem). At the boundary, the vortex is truncated.




Figure 57. Tangential vectors in a Rankine vortex, courtesy [Lucas Harris and Dale Durrant](#).

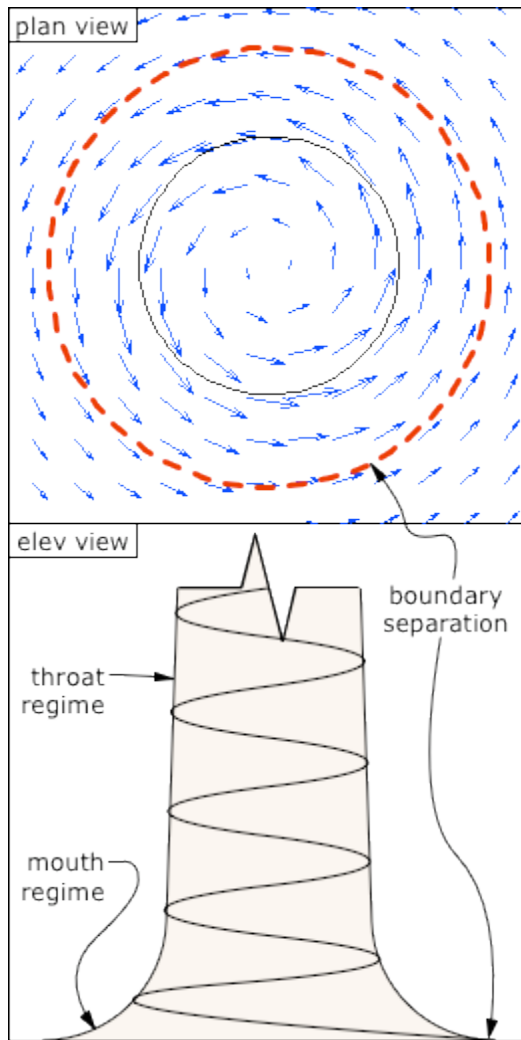
All real gases (such as the atmosphere) have viscosities, so we need to consider the effects of friction, which dissipates energy away from its source. From this we know that the low pressure will relax with distance from the source of the low pressure.

To understand why, let's imagine a train, where the engine pulls all of the cars, analogous to the way a low pressure pulls air. But let's imagine that the cars are connected with huge bungee cords, instead of the standard mechanical couplings. From a stopped position, when the engine is first engaged, it starts moving, which applies tensile force to the first bungee cord. This force is countered by the inertial force of the first car, so the car accelerates slower than the engine. Since its speed is less than the engine, it applies less tensile force to the car behind it than is being applied to it by the engine. And the second car applies even less to the third car. Thus during acceleration the tensile force relaxes with distance from the engine. The same is true if the "tensile force" is low pressure accelerating air, where anything that impedes the flow of air (e.g., inertia, or friction) also impedes the propagation of the low pressure back through the air.

So the friction encountered by the vortex as it rotates in the air causes the low pressure to relax with distance from the source of the low pressure. This means less

centripetal force, so the vortex will expand with distance from the source of the low pressure.

In a suction vortex, there are two different relaxation regimes: one for the friction in the air itself, which is very slight, and another for the skin friction at the mouth of the vortex, which is far greater. An EF1 tornado, with a height of 350 m, a diameter of 35 m, and rotating at 45 m/s, will only lose about 1,000 watts of power due to friction in the air, but the same vortex will lose about 1,000,000 watts to skin friction at a solid boundary.²⁷ So the friction in the air itself is almost nothing compared to the friction at the ground. As a consequence, the low pressure loses little energy as it propagates down through the main body of the vortex, producing a relatively straight "throat." But skin friction at the ground dissipates the low pressure rapidly, producing a flared radius at the bottom. Only when the inflow detaches from the boundary does it begin to feel the full force of the low pressure. Hence the spiraling inflow finally gets tightened into a circular rotation at the mouth/throat interface, well above the boundary, where the Rankine acceleration results in the fastest wind speeds.



The following images clearly illustrate the widening of a suction vortex with distance from the source of the low pressure. Note that the turbulence at the bottom is an artifact of how the smoke or steam is produced, in excess of the demand from the suction vortex. (See [this](#) for a high-resolution image of a vortex at the same location as in Figure 60.)

Figure 58. Rankine vortex, with the radius of boundary detachment shown as a red dashed line.



Figure 59. Ted Fujita's suction vortex experiment.



Figure 60. Suction vortex, courtesy [Spiegel Online](#).



Figure 61. Suction vortex, courtesy [American Educational Products](#).



Figure 62. Suction vortex, courtesy [Holoscience](#).



Figure 63. Suction vortex, courtesy [Ned Kahn](#).



Figure 64. Suction vortex, courtesy Michael Ellestad.

Figure 65 uses smoke entering from the side of the apparatus, which makes the streamlines a bit easier to see. Notice that boundary separation occurs before the vortex has completed its final tightening into its smallest radius. Also notice that nowhere in the flow field are there any sharp corners – the air always transitions smoothly from its existing momentum into a response to a new force acting on it. So the horizontal cyclonic inflow maintains its angular momentum while the vertical velocity gradually increases in response to the low pressure at the top of the apparatus.



Figure 65. Tornado model, courtesy [Instructables](#). Click the image to watch the associated video.

[19. Atmospheric Vortexes](#)

Since the principles of fluid dynamics are scalable, everything in the previous section should hold true for vortexes in the atmosphere. But there is one fact that Helmholtz didn't take into account when he said that vortexes always project to a boundary. In the atmosphere, there is a density gradient that alters the aspect ratio of vortexes. In the 1 km from the cloud base down to the ground, the density of the air increases about 15%. So as the vortex spins up, and the "centrifugal

seal" causes it to project downward in search of air that can satisfy the low pressure, it is projecting into heavier and heavier air. The effect of the opposing force of gravity is the same in principle as a solid boundary – the low pressure cannot be satisfied by air from underneath, so it looks laterally for new air. As a consequence, the "mouth regime" begins earlier than expected, sometimes directly at the cloud base. The flow field is sometimes visible, in the form of a wall cloud, as in Figure 66. (For extensive collections of wall cloud photography, see Sam Barricklow's [page](#), and Roger Edward's [page](#).)



Figure 66. Wall cloud in Kansas, courtesy [WREX](#).

This is represented schematically in Figure 67, and computational fluid dynamic simulations confirm that this is expected behavior for a suction vortex in a density gradient.⁹⁶

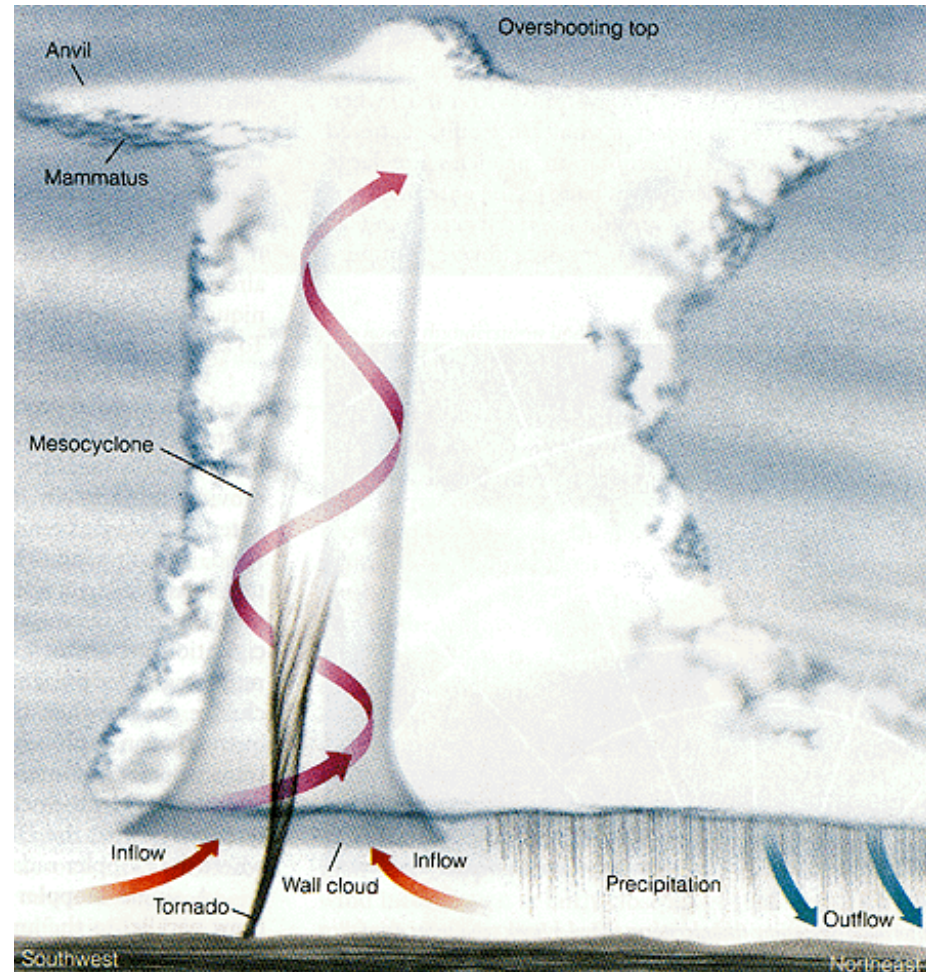


Figure 67. Mesocyclonic inflow, adapted from *Meteorology Today* by C. Donald Ahrens, © 1994 West Publishing Company, courtesy [Lyndon State College](#).

But to whatever extent laboratory suction vortices and *in situ* wall clouds make sense, tornadoes do not. Instead of the vortex converging in the direction of the flow, because of an increasing centripetal force with proximity to the source of the low pressure, a tornadic vortex *diverges* in the direction of the flow. This is because the lowest pressure in the vortex is at the lower boundary, *as far as it can get from the source of the low pressure,*

generating the greatest centripetal force, and therefore the tightest radius. The vortex then expands in the direction of the flow, as the centripetal force *relaxes with proximity to the source of the low pressure* (which doesn't make sense). This is an apparent violation of the 2nd law of thermodynamics, and contrary to everything we know about suction vortices. (See Figure 68.)



Figure 68. F3 tornado that has just destroyed a house larger than itself in Mulvane, KS, 2004-06-12, credit [Eric Nguyen](#), courtesy [Corbis Corporation](#).

The difference here isn't just an idle curiosity. With the lowest pressure at the ground, the inflow undergoes all of the Rankine acceleration *before detaching from the ground*. This is the source of the tornado's destructive power. So it's not just a question of what we're missing as concerns the Second Law — it's a search for the factors that make tornadoes *possible*. The two most powerful mesocyclones on record didn't even spawn tornadoes, much less damage anything on the ground.^{98,99} That we can understand, because the density gradient combined with skin friction at the ground *should* generate a "mouth

regime" with a very low energy density at the ground. But then weaker mesocyclones have produced EF5 tornadoes that leveled everything in their paths — without the "mouth regimes" that should have precluded such energy densities.

On further scrutiny, the differences between standard suction vortices and tornadoes simply continue to pile up. Next we can wonder why sometimes there is a wall cloud *and* a tornado active the same time. (See Figures 69 and 70.)



Figure 69. Tornado under wall cloud near Anadarko, OK, 1999-05-03, courtesy [NOAA](#).



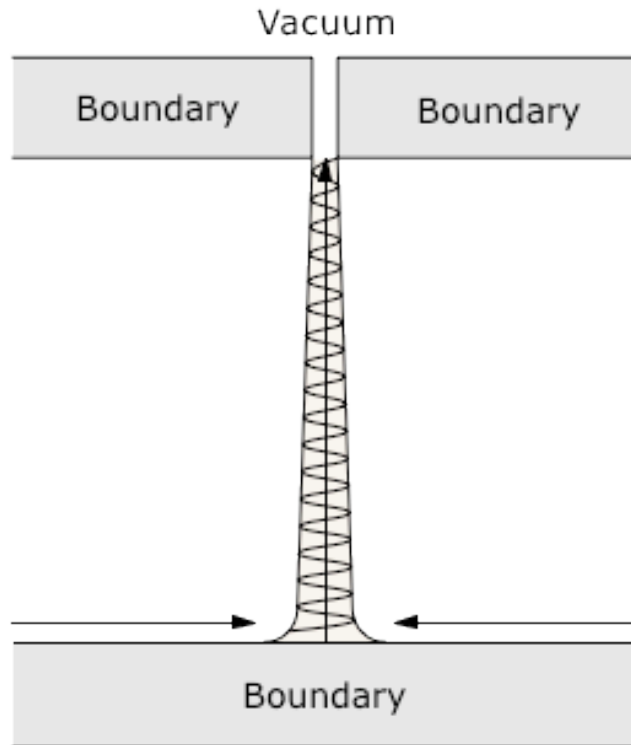
Figure 70. Tornado crossing Chesapeake Bay, 2002-04-28, credit Charlie Boyer, courtesy [Calvert Cliffs Nuclear Power Plant](#).

So there's a bimodal flow field,¹⁰⁰ as already shown in Figure [67](#), and again in Figure 71. If the mesocyclone is the source of the energy, and if its inflow has angular momentum, a vortex will form. But how does the tornadic vortex form *inside the mesocyclonic vortex*? If the air is responding to the same low pressure, it will

respond in the same way — air doesn't split off into a separate regime unless there is a reason. So what is that reason? In the projected mesocyclone model, there isn't any, meaning that it doesn't even acknowledge the question.

Suction Vortex

- singular flow field
- resolves into wide vortex just above the ground
- vortex narrows in the direction of the flow
- no outflow at mouth of vortex



Tornado

- bimodal mesocyclone~tornado flow field
- feeds into tight radius at the base of the tornado
- tornado widens in the direction of the flow
- sometimes with outflow at mouth of tornado

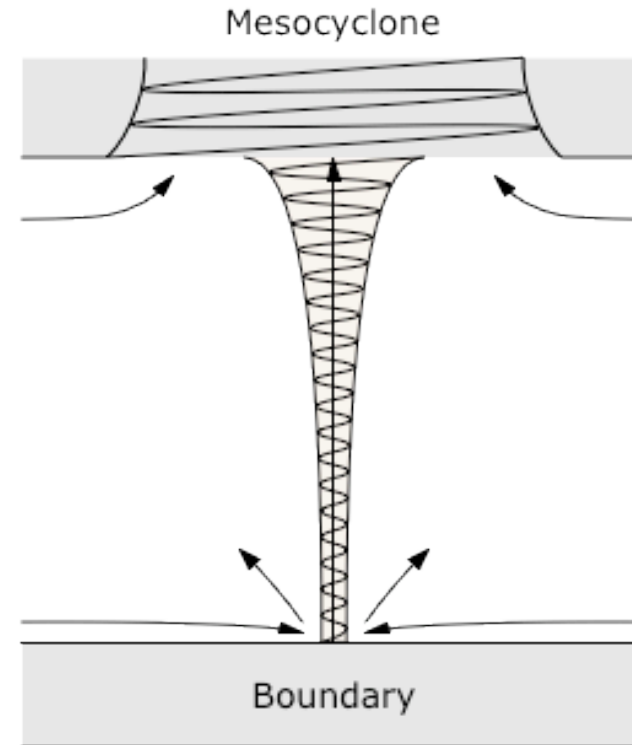


Figure 71. Airflow in a suction vortex versus a tornado vortex.

The gap between the standard model and reality widens to an impassable chasm when we consider that 20% of all tornadoes descend from thunderstorms that don't even have detectable mesocyclonic rotation.⁵⁴ So the actual relationship between mesocyclones and tornadoes is indirect at best. If we are to understand tornadoes, we have to ignore any sort of vortex that may (or may not) be present inside the cloud, and study just the tornadoes themselves.

When we do, the form of the energy release is the toughest question. If the energy source was in the cloud, the energy density would relax as it projected down to the ground. Since the energy density in a tornado is greatest at the ground, and relaxes in the direction of the flow, we know that *the source of the energy has to be at or near the ground.*⁹⁷ The 2nd law of thermodynamics is not wrong. What's wrong with the study of tornadoes as standard suction vortexes is with the assumption that they are standard suction vortexes (which would have the energy source in the direction of the flow, and which clearly is not the case in a tornado).

Some scientists believe that the near-ground energy is latent heat from the condensation of water molecules in the vortex wall (like a tropical cyclone).¹⁰¹ As we'll see, latent heat can provide plenty of energy, but not in the correct form. Let's assume that the ambient temperature is a sweltering 40 °C, and that the relative humidity is 100%. The lowest pressure drop ever recorded in a tornado was 100 mb below ambient.^{102,103} That would

lower the temperature to roughly 10 °C, forcing the condensation of most of the water vapor, and the release of latent heat.

$$\text{maximum water vapor content at } 40 \text{ }^\circ\text{C} = 51.1 \text{ g/m}^3$$

$$\text{maximum water vapor content at } 10 \text{ }^\circ\text{C} = 9.4 \text{ g/m}^3$$

$$\text{condensation} = 51.1 - 9.4 = 41.7 \text{ g/m}^3$$

$$\text{tornadic inflow (EF1)} = 1,000 \text{ m}^3/\text{s}$$

$$\text{total condensation} = 1,000 \text{ m}^3/\text{s} \times 41.7 \text{ g/m}^3 = 41,700 \text{ g/s}$$

$$\text{latent heat from condensation of water} = 2,257 \text{ J/g}$$

$$\text{total latent heat} = 41,700 \text{ g/s} \times 2,257 \text{ J/g} = 94,117,000 \text{ J/s}$$

$$\text{watt} = \text{joule} / \text{second}$$

$$\text{power} = 94,117,000 \text{ W}$$

With that much heat being released into that much air, we can then calculate the temperature increase, given that raising the temperature of 1 m³ of air by 1 °C in 1 second requires approximately 1,340 watts.

$$\begin{aligned} \text{watts per cubic meter} &= 94,117,000 \\ \text{W} / 1,000 \text{ m}^3/\text{s} &= 94,117 \text{ W m}^3 \text{ s} \end{aligned}$$

$$\begin{aligned} \text{temperature difference} &= 94,117 \\ W \text{ m}^3 \text{ s} / 1,340 W \text{ }^\circ\text{C m}^3 \text{ s} &= 70.24 \text{ }^\circ\text{C} \end{aligned}$$

Knowing the temperature difference, we can then find the pressure at which a parcel of air at such a temperature will achieve equilibrium in the atmosphere. In other words, the temperature increase will cause the gas to expand, which will reduce its density, giving it the buoyancy necessary to rise, until it reaches the altitude at which that's the normal pressure. The easiest way to find this pressure is to simply find the ratio of the temperatures before and after such heat was applied, and to multiply the standard atmospheric pressure by that ratio.

$$\begin{aligned} \text{temperature} &= \text{standard} + \text{difference} = 1 \\ 5 \text{ }^\circ\text{C} + 70.24 \text{ }^\circ\text{C} &= 85.24 \text{ }^\circ\text{C} = 358.39 \text{ K} \end{aligned}$$

$$\begin{aligned} \text{temperature} \\ \text{ratio} &= \text{standard} / \text{resultant} = 288.15 \\ \text{K} / 358.39 \text{ K} &= 0.804 \end{aligned}$$

$$\begin{aligned} \text{resultant} \\ \text{pressure} &= \text{standard} \times \text{ratio} = 1013.25 \\ \text{mb} \times 0.804 &= 814.67 \text{ mb} \end{aligned}$$

Knowing the pressure, we can then find the altitude. We could do this with the ideal gas laws, or we could just use a convenient algorithm that works just for the troposphere. Note that this assumes a standard atmosphere (i.e., without the transient temperature and pressure gradients normally associated with

thunderstorms), but we don't need to know the exact altitude – we just want to get an idea of how buoyant the air will be, and the height through which the energy conversion will occur.

$$\text{altitude} = 44307.694 \times (1 - (1013.25 / 814.67)^{0.190284}) = 1.8 \text{ km}$$

1.8 km is roughly twice the height of a typical tornado, so we clearly have enough thermal energy for a robust updraft within the tornado.

But this won't explain the extreme low pressure at the base of the tornado. The reason is that the release of latent heat is a gradual process, and there is no way to get all of the energy released all at once at the ground level. When water molecules condense, they release heat into the surrounding air. This halts the release of latent heat, as the hotter, drier air is now well above its dew point. The hotter air expands, which makes it less dense, which gives it the buoyancy necessary to rise. This carries it up to an altitude where there is less pressure, which allows it to expand even more, which lowers the temperature. *Then* the air hits its dew point again, and more water vapor condenses, releasing more latent heat. But without the effects of the pressure gradient in the atmosphere, condensation is a self-extinguishing process. Hence a flow field motivated by latent heat simply mimics air responding to an even lower pressure aloft, and the original question concerning the extreme low pressure near the ground is left unanswered.

As conventional meteorology offers no other conversion that could be occurring that close to the ground, and which could release that much energy, the only other possibility is that the conversion involves the only other force present, which is electromagnetism.

[20. Electric Tornadoes?](#)

Several EM theories of tornadogenesis have been proposed, but they're in as much trouble as the thermodynamic theories.¹⁰⁴

The most widely known EM theory maintains that tornadoes are caused by weak but sustained electrostatic discharges.^{105,106,107,108,109,110} This would make tornadoes similar to lightning, but with a fundamental difference. In lightning, the electrostatic potential builds up to the breakdown voltage of the air, and then an arc discharge occurs. But in a tornado, the contention is that a discharge gets organized *below* the threshold for lightning, and that once it gets going, it keeps going, preventing the potential from building up to the threshold for lightning, while enabling the effects of a sustained discharge to emerge.¹¹¹ In other words, lightning starts with the simple movement of electrons through the air, responding to an electrostatic potential (i.e., a Townsend avalanche). This electric current heats the air, which makes it a better conductor, which allows more current to flow, which further heats the air. With enough electric current, the air is superheated to the point that it becomes an excellent conductor, and all of the electrostatic potential is instantaneously released in an arc discharge. But with less current, the discharge never graduates to arc mode, and we might see a corona discharge, or there might be a "dark" discharge (in which there is a current, but not sufficient to excite the air to noticeable luminosity).

The conditions that (theoretically) would produce such a sustained discharge have never been fully described, but some have suggested that the reduced pressure inside the mesocyclone makes it a better conductor, and this opens up a natural conduit for an electric current. In the presence of the Earth's conductivity, excess negative charges in the cloud start flowing through this channel toward an induced opposite charge in the Earth. The current exiting the mesocyclone and moving toward the ground heats the air, increasing its conductivity, and allowing the passage of more current. This channel then naturally grows until it connects with the ground. Hence it would be the reduced electrical resistance inside the mesocyclone that would set the stage for a weak but sustained dark or glow discharge. Otherwise, the potentials would simply wait a little while longer, and then get discharged in lightning strikes.

Note that if the general sense of the flow field is upward (as is the case in a tornado), all of the factors are mutually enhancing. The low pressure in the mesocyclone pulls air inward and upward. Existing momentum in another direction results in a cyclonic inflow, which resolves into a vortex. The reduced pressure in the vortex opens up a channel for the flow of an electric current. The current heats the air, increasing its buoyancy, which makes it rise faster, further reducing the pressure in the inflow. It also allows for the passage of more current. This interplay of electromagnetic and thermodynamic factors is called a "discharge vortex."

The amount of power involved in this positive feedback loop is non-trivial. The magnetic field generated by a tornado was measured at 1.5×10^{18} teslas from a distance of 9.6 km away using a magnetometer.¹¹² From this we can calculate the amps.

$$\text{permeability of air} = 4 \pi \times 10^{17} \text{ N/A}^2$$

$$\text{amps} = \text{teslas} \times 2 \pi r / \text{permeability}$$

$$\begin{aligned} \text{amps} &= (1.5 \times \\ &10^{18} \times 2 \times 3.14 \times 9600) / (4 \times 3.14 \times 1 \\ &0^{17}) = 720 \text{ A} \end{aligned}$$

720 amps of steady current, for the life of the tornado, seem a bit much, and that number has not been confirmed for any other storm. More conservative estimates of tornadic currents have been in the range of 100~250 amps.^{30,112,113,114} For now, we can use the lower of those numbers, just to show how previous researchers reached their conclusions, while in subsequent sections, it will be demonstrated that as little as 1 amp might suffice for an EF1 tornado. So with 100 amps of current, and guessing that the tornado was 300 m tall, and given an electric field of 5 kV/m,^{30,115,116} we can then calculate the watts.

$$\text{volts} = 300 \text{ m} \times 5,000 \text{ V/m} = 1,500,000 \text{ V}$$

$$\begin{aligned} \text{watts} &= \text{amps} \times \text{volts} = 100 \times 1,500,000 \\ &= 150,000,000 \text{ W} \end{aligned}$$

150 million watts is greater than the 100 million watts that could be coming from latent heating (as calculated in the previous section), and way more power than would be necessary to overcome 1 million watts of skin friction at the ground. Consequently, some researchers became convinced that the tornadic energy source had been identified.

Critics of this theory have argued that tornadoes cannot possibly be electromagnetic, because there isn't enough electric field under a supercell for lightning, much less for the far more energetic tornado. While the electric field responsible for lightning is well above 10 kV/m, the electric field under a supercell is more like 5 kV/m.^{30,115,116} The reduced electrostatic potential results in a distinct reduction in lightning.^{117,118,119,120} This is known as the "lightning hole," and an example is clearly visible in Figure 72, where the hole was 9 km wide (roughly the width of the supercell itself). So there was almost no lightning under the main body of the supercell, but a ring of lightning around the edge, and a bit more on the downwind side. And it is within the lightning hole that the tornado appears. So tornadoes and lightning are mutually exclusive, and therefore, tornadoes and electromagnetism are mutually exclusive.

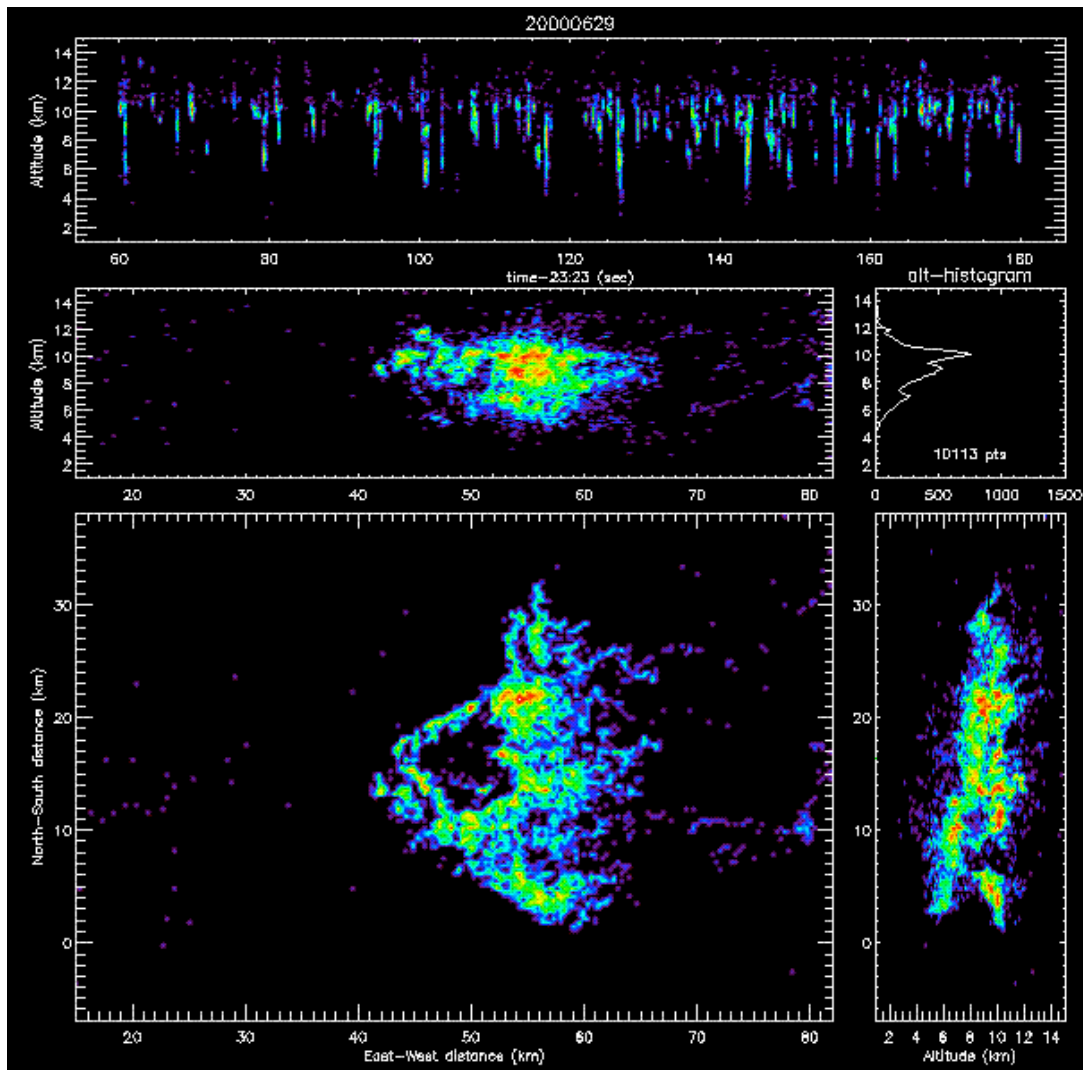


Figure 72. Lightning hole in 2 minutes of activity shortly before the formation of an F1 tornado near Goodland, KS, 2000-06-29, courtesy [New Mexico Tech](#). (The large pane in the lower left is the plan view.)

The discharge vortex theory responds by saying that an inverse relationship *proves* that the two are indeed related, and since lightning is electromagnetic, tornadoes *have to be electromagnetic as well* (otherwise they wouldn't be mutually exclusive). And the nature of the relationship is that the tornado is continually draining electric charges from the cloud in a dark or glow discharge, preventing the build-up of the potential necessary for lightning. It's certainly true that a tornado is far more energetic than a *single* lightning strike, but the contention is that a tornado has all of the energy of all of the lightning strikes in a 9 km diameter. That balances the energy budget, *and* explains the lightning hole.

But the original question, concerning the *concentration* of energy release at the ground in a tornado, remains unanswered. The power from ohmic heating is quite respectable, but like latent heating, it is distributed throughout the full height of the tornado, while the heat build-up increases with altitude. Imagine a heating element 1 m wide, 1 km tall, and with 150 million watts of power running through it. Air near the ground is heated, so it rises. As it rises, it continues to be heated, so it rises faster. It achieves its highest temperature (and therefore its greatest buoyancy) at the top. This is precisely the behavior of a standard suction vortex, wherein the velocity increases with proximity to the source of the low pressure. So the discharge vortex theory doesn't explain the defining characteristic of a tornado, wherein the lowest pressure, tightest radius,

and fastest wind speeds are at the ground, where the friction is the greatest.

Other EM theories have been proposed.^{97,114,121,122,123,124,125,126,127,128,129,130,131} But like the discharge vortex theory, none have answered the original question: *what concentrates the release of energy at the lower boundary?*

[21. A New Hypothesis](#)

The key to sorting this out is in the anomalies. There are several, and if we do a thorough analysis, they will reveal the answer. Most tellingly, the electric current inside the tornado has been estimated by several methods to be in the range of 100~250 amps,[30,112,113,114](#) but evidence of such a current going into the ground has never been found. 100~250 amps doesn't sound like a lot, especially when considering something as powerful as a tornado, so the significance of this is easy to miss. But an electric current passing through the air will find the nearest high-conductivity feature on the ground into which to flow. It could be a lightning rod, or exposed house wiring, or a tree, or a chain-link fence. If that feature offers more electrical resistance than a 25 mm copper cable, it will be charred or vaporized by the sustained 100+ amps. Yet of all the strange things that tornadoes have done, this is not one of them. In 2,000 years of tornado damage reports (including those predating bulldozers, when *all* of the rubble had to be sorted by hand), there has never been a report of selective charring or vaporization.

As both the presence of the current and the absence of evidence in the ground are irrefutable, there is really only one possibility — the current terminates in the air itself. In other words, the current is between two oppositely charged regions of the atmosphere, one inside the cloud and the other near the ground, and the low pressure inside the tornado serves as the conduit for the current. This means that there is a charge neutralization occurring near the ground, which is an energy conversion. As this

is the only conversion that could be occurring near the ground, it needs to be fully investigated as the possible driving force in a tornado.

First we should identify the signs of the charges. We know that the air flowing into the tornado is clear, so it isn't bearing any water droplets or aerosols. Furthermore, relative humidity readings in the tornadic inflow are typically something like 20%,[132](#) so all of the water is fully evaporated. Since molecular N₂, O₂, and H₂O are not good at hosting net negative charges, it's reasonable to assume that any noticeable space charge would be positive. (This is confirmed by a variety of means in subsequent sections.)

If the air flowing into the tornado is positively charged, and it's getting neutralized by a current through the tornado, the cloud has to be negatively charged. This is confirmed by radar (and other data). The best radar reflector in the cloud is hail, which is also capable of the greatest negative charge densities, while rain is the 2nd best reflector and negative charge carrier. Hence what we see on radar corresponds roughly to negative charge densities.[133,134,135](#) In Figure [37](#) we can see the dense precipitation in the hook echo 1 km above the ground, indicating the position of the main negative charge region. So the electric current in the tornado is from a negative charge in the cloud to a positive charge in the air below the cloud.

In addition to the electric field between the charges in the cloud and the air below it, there is another field to be

considered. At the ground level, the charge aloft is positive. Due to the conductivity of the Earth, it gets an induced negative charge, resulting in a tripole field, as in Figure 73.

With time, the positive layer will evolve into a bimodal form, with an increased charge density at the top, near the primary negative charge, and with another concentration at the bottom, near the induced negative charge in the Earth, as in Figure 74. As such, there are two possible stages in the development of an electric current from the cloud into the air below the cloud. The first is from the cloud into the screening layer just below the cloud, which might help the wall cloud get established. The second is from the cloud all of the way down to the layer clinging to the ground, which is responsible for the tornado.

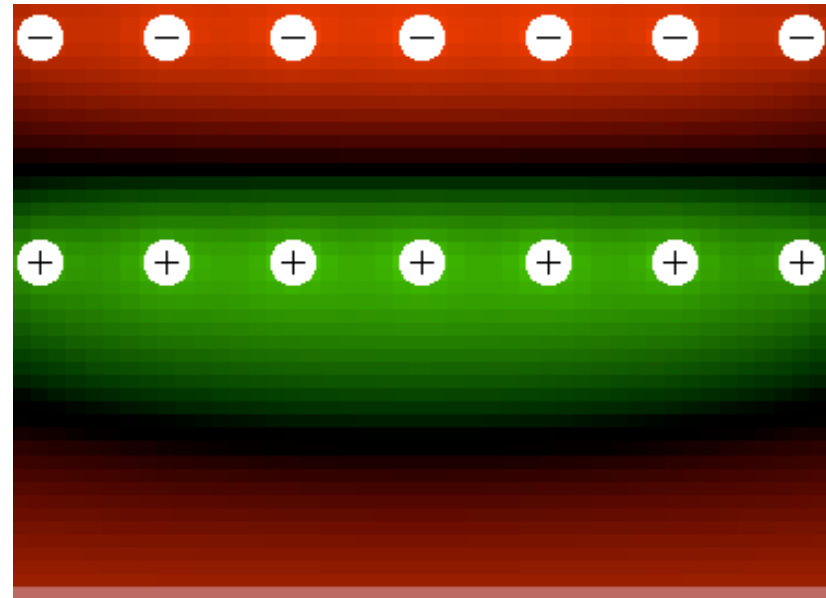


Figure 73. Potential gradients ($\square\square$) with a layer of negative charge on top, positive charge in the middle, and an induced negative charge in an otherwise neutral solid conductor at the bottom. Electrostatics applet by [Paul Falstad](#).

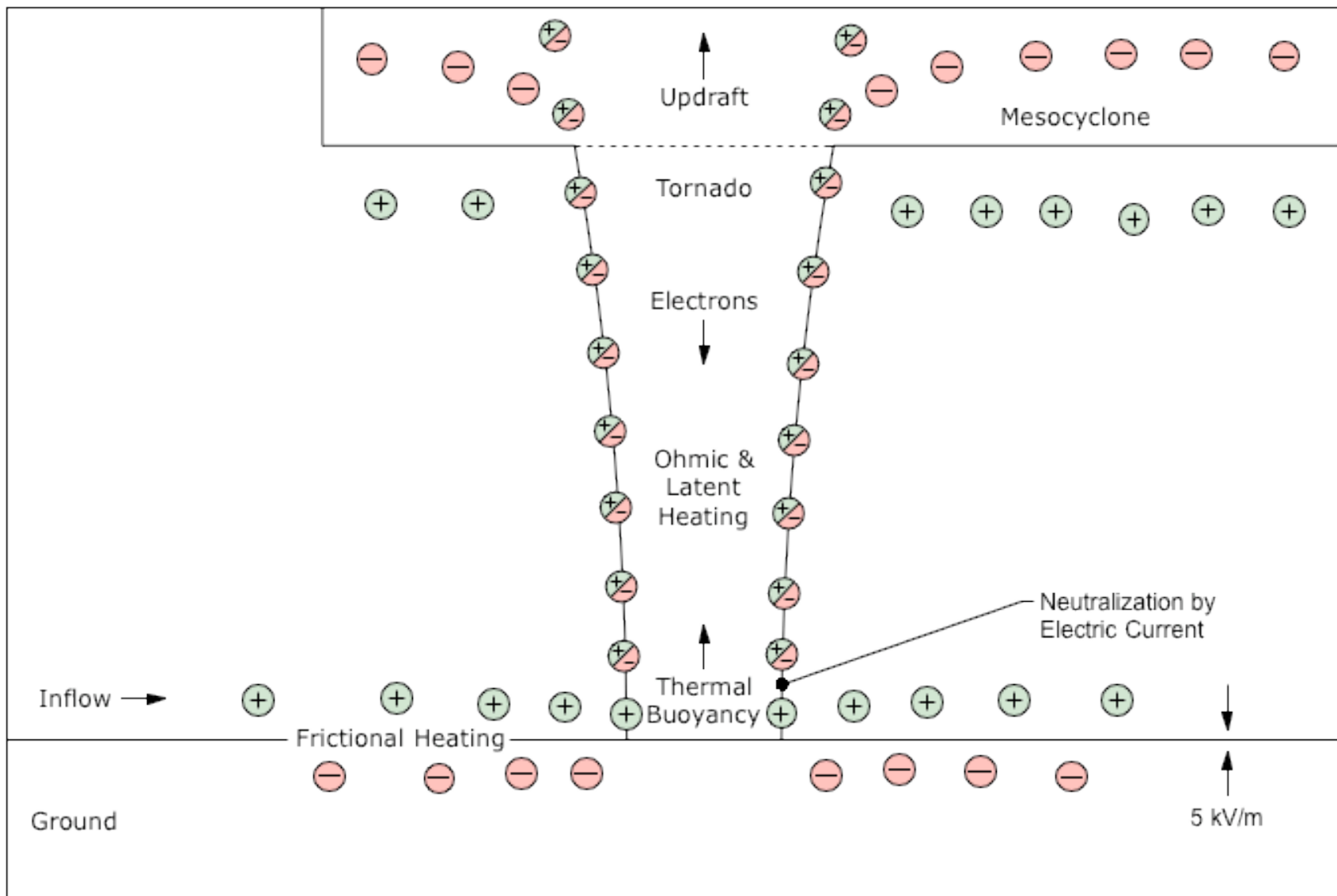


Figure 74. Bimodal positive space charge between the cloud and the ground, with an electric current flowing through the tornado.

Given the current density, and assuming that the current is flowing into the air itself, if we know the charge density of the air, we can calculate how much charged air would have to be flowing into the tornado to absorb all of that current. Previous research estimated the number of charged particles in the tornadic inflow to be one part per billion (2.14×10^{14} charged particles/m³), and the charge per particle to be 3.2×10^{-17} C.¹²⁸

$$\begin{aligned} \text{space charge} &= 2.14 \times 10^{14} \times 3.2 \times \\ 10^{-17} &= 6.8 \times 10^{-3} \text{ C/m}^3 \end{aligned}$$

The numbers are realistic, but the researchers assumed that the charges would be borne by microscopic aerosols (\varnothing 0.02 μm), which as noted above does not agree with the typical relative humidity readings. If we assume that the charged particles are all molecular ions missing only one electron, a reasonable estimate would be one part per million.

$$\text{molecules in a cubic meter of air} = 1 \times 10^{23}$$

$$\begin{aligned} \text{one charged molecule per million} &= 1 \times \\ 10^{17} \text{ ions/m}^3 \end{aligned}$$

$$1 \text{ coulomb} = 1.6 \times 10^{19} \text{ electrons}$$

$$\begin{aligned} \text{space charge} &= (1 \times 10^{17} \text{ ions/m}^3) / (1.6 \times \\ 10^{19} \text{ electrons/coulomb}) &= 6.25 \times 10^{-3} \\ \text{C/m}^3 \end{aligned}$$

So this way, we get 6.25×10^{-3} C/m³, which agrees with the estimate of 6.8×10^{-3} C/m³ from previous research. So let's see how much air, at that charge density, it would take to absorb 100 amps of current.

$$\begin{aligned} \text{at } 6.25 \times 10^{-3} \text{ C/m}^3, 1 \text{ coulomb} &= 1 / 6.25 \\ \times 10^{-3} \text{ m}^3 &= 160 \text{ m}^3 \end{aligned}$$

$$1 \text{ amp} = 1 \text{ coulomb} / \text{second}$$

$$\begin{aligned} \text{current} &= 100 \text{ amps} = 100 \\ \text{C/s} &= 100 \times 160 \text{ m}^3/\text{s} = 16,000 \text{ m}^3/\text{s} \end{aligned}$$

With that as the volume, we can then determine the horizontal velocity of the inflow.

$$\text{depth of inflow layer} = 1 \text{ m}$$

$$\begin{aligned} \text{circumference of tornado } 100 \text{ m} \\ \text{wide} &= 314 \text{ m} \end{aligned}$$

$$\begin{aligned} \text{cylindrical surface of vortex mouth} &= 314 \\ \text{m}^2 \end{aligned}$$

$$\begin{aligned} \text{velocity of inflow} &= 16,000 \text{ m}^3/\text{s} / 314 \\ \text{m}^2 &= 50.96 \text{ m/s} \end{aligned}$$

50.96 m/s is just barely into the EF2 range, which would seem appropriate for an electric current at the low end of the 100~250 amp estimates.

So we have a main negative charge region in the cloud that supplies 100 amps of current through the tornado and into 16,000 m³/s of positively charged air clinging to an induced opposite charge in the ground. How does that account for the behaviors of a tornado?

Let's do a thought experiment on a smaller scale. Consider standing on a steel deck, ankle deep in a pool of positively charged air, which induces an opposite charge in the steel, resulting in an electrostatic attraction that will hold the air down to the deck. Let's further suppose that the charged air is warm enough that it *would* rise, except for the electric force pulling it down to the deck.

Now hold a fan at arm's length, point the direction of the flow upward, and turn it on. The low pressure below the fan will pull in air, all except for the charged air being held down to the deck by the electric force. In other words, you won't get a vortex that latches onto the solid boundary, like a tornado. So shut off the fan and set it aside.

Now wheel in a DC welding machine. After setting the polarity to emit electrons, grab the whip and point it at the deck. With the whip 1 m above the deck, dial up something like 20 kV, which will be enough to get a slow migration of electrons through the air, attracted to the positive charge in the air above the deck, but not enough to get a glow discharge, much less an arc discharge. (If anybody asks what you intend to do with only 20 kV of potential through 1 m of air, just tell them that you're doing a thought experiment and to leave you alone.)

As the electrons pass through the air on their way to the positive charge below, they cause resistive heating, which initiates a slight updraft, starting at the whip itself, and extending downward. The hotter air is a slightly better conductor, so past this point, the continued flow of electrons will prefer the existing channel, keeping the current consolidated. When the electrons finally get to the bottom, they neutralize the positive charge in the air. Electrostatic pressure from the surrounding air still clinging to the deck pushes the neutral air "out of the way," which just happens to push it upward into the resistive heating updraft.

Once the first parcel of charged air is neutralized and joins the updraft, neighboring parcels of charged air flow inward to take its place. They pick up a little bit of frictional heat on the way due to their proximity to the lower boundary, but the charged air flows easily because of its low viscosity. When those parcels of air get to the base of the updraft, their charges are neutralized, so they join the updraft a tad more vigorously.

The slightly warmer air in the updraft will allow the electric current to flow more easily, meaning more electrons making it to the base of the updraft, where they can neutralize more positively charged air. The faster flow into the updraft means more frictional heating, which increases the buoyancy of the air, which means that once the charge is neutralized, it will rise more vigorously.

If the inflow is slightly asymmetrical, it will switch from a radial to a cyclonic inflow pattern, instantiating a vortex. The reduced pressure inside the vortex (due to the centrifugal force from the rotation) will further decrease the electrical resistance of the air, resulting in a fully consolidated flow of electrons through the vortex. The increased current density then becomes capable of neutralizing even more positively charged air, and the vortex becomes robust.

Now reach over and grab the fan again, and hold it above the welder's whip, pointing upward. The updraft from the resistive heating will then feed straight into the low pressure of the fan. The fan will still be able to pull air from all around, but the pressure at the top of the vortex will be decreased, and this drop in pressure will be felt throughout the entire vortex, increasing the inflow and updraft speeds.

Now we can consider how all of these factors interact in a real tornado. There is an updraft in the cloud pulling in air from all around. This will not create a vortex with the destructive power of a tornado on the ground. But it *will* open up a conduit for the flow of electricity. Ohmic heating then creates a channel of air below the cloud that rises faster. If the air flowing into this channel has any angular momentum, a vortex will form, which will project along the centerline of the inflow until it hits a boundary (i.e., the surface of the Earth). The reduced pressure inside the vortex consolidates the electric current, and the vortex becomes more robust. With the vortex truncated at the lower boundary, the pressure

equalizes throughout the entire vortex, and the effects of the low pressure within the cloud, plus the enhanced updraft due to ohmic heating, are felt at the ground. If this drops the pressure enough to create condensation, the release of latent heat adds more power. *And* the inflow picks up a little bit of frictional heat as it moves along the ground, until its charge is neutralized inside the vortex and it is free to ascend.

So we have plenty of energy sources. But we should remember that the major energy sources (i.e., the low pressure aloft plus the ohmic and latent heating inside the tornado) were shown in previous sections to be incapable of developing an extreme low pressure at the ground level, as these conversions occur through the entire height of the tornado. The force present only at the ground is the electrostatic attraction of the charged inflow to an induced charge in the Earth, and the only conversion only at the ground is the neutralization of that space charge, which releases the small thermal potential developed in the inflow by frictional heating. In what sense does that conversion account for the concentration of energy at the base of the tornado?

The significance of the inflow clinging to the ground is that it pulls the vortex throat right down to the ground, eliminating the "mouth regime" typical for a suction vortex. All other factors being the same, boundary separation occurs early, before the air achieves peak speed, and the spiraling inflow is gracefully transformed into a helical updraft, without any sharp corners in the airflow. But if boundary separation is artificially

prevented by the electric force, the air stays on the ground, picking up additional Rankine acceleration, and additional frictional heating. Once the electric charges in the air are neutralized, all of the thermal potential developed by the skin friction is released. This means that in addition to the low pressure inside the vortex (due to the low pressure aloft, as well as the latent & ohmic heating inside the vortex), there is an extra boost in the updraft when it is suddenly freed from its electrostatic attraction to the ground. That extra boost is then responsible for the extreme low pressure at the mouth of the vortex, directly on the ground.

So in a tornadic vortex, the pressure does not decrease with proximity to the source of the low pressure. Rather, the "pipe" is sealed from top to bottom, and the pressure equalizes throughout. The one conversion that is occurring only at the ground then results in an even lower pressure there, where the space charge in the inflow is neutralized, and its thermal potential is released. And thus we can now account for the distinctive characteristics of a tornado, that the lowest pressure, tightest radius, and fastest wind speeds are at the ground, where the friction is the greatest.

This means that the minimum conditions for a tornadic vortex are:

- a liquid or solid conductor at the bottom (i.e., the Earth),
- positively charged air clinging to the ground,
- an abundance of negative ions aloft, and

- sufficient voltage (and/or insufficient resistance) enabling an electric current.

Note that this model does not *require* that there be a low pressure aloft, much less a rotating updraft. The standard model considers the tornado to be a simple projection of the mesocyclone. But that can be disproved in many ways. First, some of the most powerful mesocyclones on record did not produce tornadoes.^{98,99} Second, 20% of all tornadoes descend from thunderstorms that aren't rotating.⁵⁴ Third, if a tornado *does* descend from a mesocyclone, the rotation rate does not fare evenly from the one to the other — the tornado rotates at a rate that is independent from the rotation of the mesocyclone. Lastly, if tornadoes were suction vortexes, their behavior at the lower boundary would be different. These facts will always be enigmatic within the standard model. In fluid dynamics, the distinctive characteristics of tornadic vortexes simply shouldn't be possible. Only with the methods of EMHD can we see how a combination of electromagnetic and thermodynamic factors can produce such a phenomenon.

Also note that this model *does* have an electric current inside the tornado, but it is not between the cloud and the *ground* as researchers once believed, and which was demonstrated to be inconsistent with the evidence (and the lack thereof). Rather, the current is between the cloud and the *charged air above the ground*. The ground is only a factor because it can support an induced opposite charge and thereby attract charged air to it, and because it

introduces friction that pre-heats the air flowing into the vortex.

To form a complete hypothesis, there is one more issue that must be addressed. If the tornadic inflow is picking up frictional heat as it travels along the ground, it is also gaining buoyancy. The EMHD model contends that this buoyancy is the energy that is released at the base of the vortex when the inflow's charge is neutralized. Prior to entering the vortex, the air is buoyant enough to rise, but it cannot, as the positive charge in the air has induced a negative charge in the Earth, and the electric force is offsetting the thermal buoyancy. So we need to confirm that the electric force is more powerful than the buoyancy.

Estimates for the amount of power expended on the ground in a tornado range from 5 million watts for an EF1 to 5 billion watts for an EF5. So let's run the numbers for an EF1. First we'll consider the force of the electric field that is pulling the air toward the ground.

$$\text{space charge} = 6.25 \times 10^{23} \text{ C/m}^3$$

$$\text{electric field} = 5 \text{ kV/m}$$

$$\begin{aligned} \text{newtons} &= \text{coulombs} \times \text{electric} \\ \text{field} &= 6.25 \times 10^{23} \times 5,000 = 31.25 \text{ N/m}^3 \end{aligned}$$

Next we'll assume an inflow rate of 1,000 m³/s for an EF1, and apply 5 MW of heat to it, and see what that does

to the temperature. Raising the temperature of 1 m³ of air by 1 °C in 1 second requires approximately 1,340 watts.

$$\begin{aligned} \text{watts per m}^3 \text{ of air} &= 5 \text{ MW} / 1,000 \\ \text{m}^3/\text{s} &= 5,000 \text{ W m}^3 \cdot \text{s} \end{aligned}$$

$$\begin{aligned} \text{temperature difference} &= 5,000 \\ \text{W m}^3 \cdot \text{s} / 1,340 \text{ W} \cdot \text{°C m}^3 \cdot \text{s} &= 3.73 \text{ °C} \end{aligned}$$

From the temperature difference, we can calculate the buoyancy.

$$\text{mass of air at STP} = 1.2 \text{ kg/m}^3$$

$$\text{newtons} = \text{kilograms} / 0.101971621$$

$$\begin{aligned} \text{gravitational force at} \\ \text{STP} &= 1.2 / 0.101971621 = 11.77 \text{ N/m}^3 \end{aligned}$$

$$\begin{aligned} \text{standard temperature} &= 15.6 \text{ °C} = 288.75 \\ \text{K} \end{aligned}$$

$$\begin{aligned} \text{after frictional heating} &= 288.75 \\ \text{K} + 3.73 &= 292.48 \text{ K} \end{aligned}$$

$$\begin{aligned} \text{temperature} \\ \text{ratio} &= 288.75 / 292.48 = 0.987246991 \end{aligned}$$

$$\begin{aligned} \text{gravitational force after heating} &= 11.77 \\ \text{N/m}^3 \times 0.987246991 &= 11.62 \text{ N/m}^3 \end{aligned}$$

$$\begin{aligned} \text{buoyancy} &= 11.77 \text{ N/m}^3 - 11.62 \\ &\text{N/m}^3 = 0.15 \text{ N/m}^3 \end{aligned}$$

With a downward electric force of 31.25 N/m^3 , and an upward buoyancy of only 0.15 N/m^3 , that's 208 times more electric force than buoyancy. With 2 orders of magnitude less electric force, the air would still stay near the ground until the electric charges are neutralized. So we'll consider $6.25 \times 10^{15} \text{ C/m}^3$ to be the minimum space charge necessary to hold the air down as it is heated by friction.

Note that this also drops the minimum neutralizing current, from 100 amps, down to 1 amp, at least for an EF1 tornado. 1 amp of current can easily be supplied by a thunderstorm that is only 2 km in diameter.⁷⁶ (A typical lightning strike transfers 20 coulombs, and a typical strike rate is two per minute. $20 \text{ C} / 30 \text{ s} = 0.66$ amps of steady current, so we know that thunderstorms can manufacture charges that fast.) A supercell, with a diameter of 10 km, and therefore with 25 times the volume, typically issues 25 times the lightning, or roughly one strike per second,^{117,118,119,120} meaning 25 amps. So we have plenty of current.

Also note that dropping the current down to 1 amp also drops the ohmic heating, from the 150 million watts estimated in the section entitled "[Electric Tornadoes?](#)", to 1.5 million watts, making it far less significant than the 100 million watts that was (generously) estimated for latent heating in the section entitled "[Atmospheric](#)

[Vortexes](#)". Regardless, there is still plenty of power to drive the updraft.

Taking this analysis as the working hypothesis, subsequent sections will make a comprehensive review of the essential types of field and laboratory data available, and develop this into a complete theory.

22. Tornadic Inflow

Central to the present hypothesis is the assertion that the tornadic inflow is attracted to the Earth by the electric force, and can only develop vertical velocity once its charge has been neutralized by the electric current inside the vortex. There is, in fact, evidence of just such an attraction of the inflow to the Earth. It's most obvious when the cyclonic inflow inscribes a pattern on the water.



Figure 75. Waterspout with banded inflow, courtesy [NWS](#). Darker water means faster winds.



Figure 76. Waterspout with banded inflow off the Florida Keys, 1969-09-10, credit Joseph Golden, courtesy [NOAA](#). Notice the flares indicating that the prevailing surface winds are not part of the inflow.

The cyclonic pattern makes sense, as this is what we would expect for any suction vortex, such as a tropical cyclone (as in Figure 39). But on closer scrutiny, there are some things about these photographs that really *don't* make sense if these are just suction vortexes.

To start, we can clearly see a distinct channel of darker water that spirals inward. Since darker water means faster winds, this reveals a channel of air that is moving much faster than the surrounding air. In fact, the flares in Figure 76 reveal that the air outside of the channel isn't even part of the inflow. This is definitely not what we would expect in a suction vortex.

In fluid dynamics, channeling is evidence of differences in viscosity. If all of the air has the same viscosity, it is all subjected to the same friction. Any air moving faster will experience more friction, so we expect a self-regulated consistency in the inflowing speed. But if some of the air has a lower viscosity, it will experience less friction, and therefore it will tunnel through the higher-viscosity air. Put more mechanistically, starting from the low pressure at the mouth of the vortex, ordinarily air would flow in from all directions, but if some of it has a lower viscosity, *that* air will flow faster in response to the low pressure. When that parcel shifts inward, the low pressure left behind it will be filled by air from all directions, unless some of *that* air has a lower viscosity, in which case the channel extends even further away. In this way, the inflow channel can extend all of the way from the vortex

to the source of the lower-viscosity air (discussed in the section entitled "[Rear Flank Downdrafts](#)").

Normally there are only two factors responsible for the viscosity of air: temperature and humidity. Of the two, temperature is the more significant.

Table 2. Kinematic Viscosity of Air
($\times 10^{-5} \text{ m}^2/\text{s}$)

	RH%	
	100	0
20 °C	1.527	1.531
30 °C	1.617	1.625

But within the relevant ranges of temperature and humidity, we only get a 6% difference in viscosity, and we're seeing much more than a 6% difference in velocity. This rules out a fluid dynamics explanation, so the only possibility is that this is one of the effects of the electric force. And in fact, if the air is charged, electrostatic repulsion within the air will prevent the particle collisions that instantiate friction, thereby reducing the viscosity.^{25,26,27} At the macroscopic level, electrostatic repulsion discourages the low and high pressures inherent in turbulent flows, thereby encouraging the flow

to remain laminar well above the threshold for turbulence, with the effect of increasing the speed of the flow.

Far more significantly, this electrostatic reduction in viscosity also explains why charged air, attracted to an induced opposite charge at the surface of the Earth, can flow into the vortex faster than neutral air just above it. In other words, in top view we see a discrete inflow channel that can only be explained as charged air tunneling through neutral air, and in elevation view we see the lowest layer of air skidding along the surface to get into the vortex (as represented schematically in Figure 71), which again can only be explained as charged air tunneling through neutral air. The difference is that the elevation view is a lot harder to explain. A relatively small difference in viscosity can result in a jet of air channeling through *other air*, but at a boundary, skin friction increases with the square of the velocity, meaning that the viscosity difference has to be enormous for the boundary layer to flow faster.

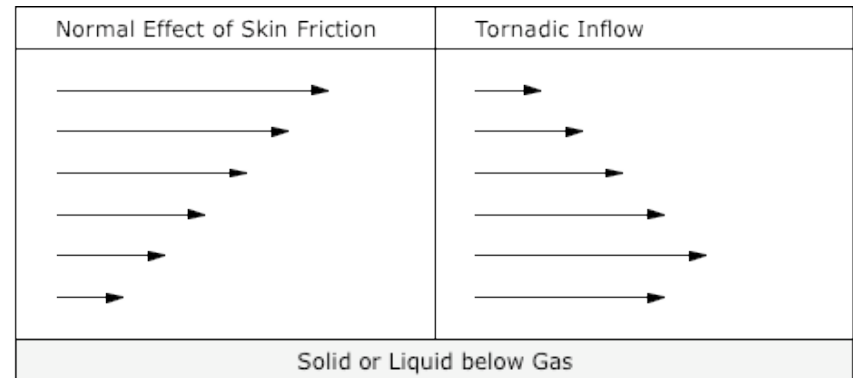


Figure 77. Normal versus tornadic boundary layers.

in contact with the boundary, as in Figure 78. Even though the friction is greater at the lower boundary, the milk will flow faster than the honey due to its lower viscosity, and the milk will channel through the honey to satisfy the low pressure.

To highlight the point, it's instructive to note that fluid dynamics *does* have a way of getting a fluid to move faster at a boundary, but only if there are actually two fluids present, where the fluid with the lower viscosity is

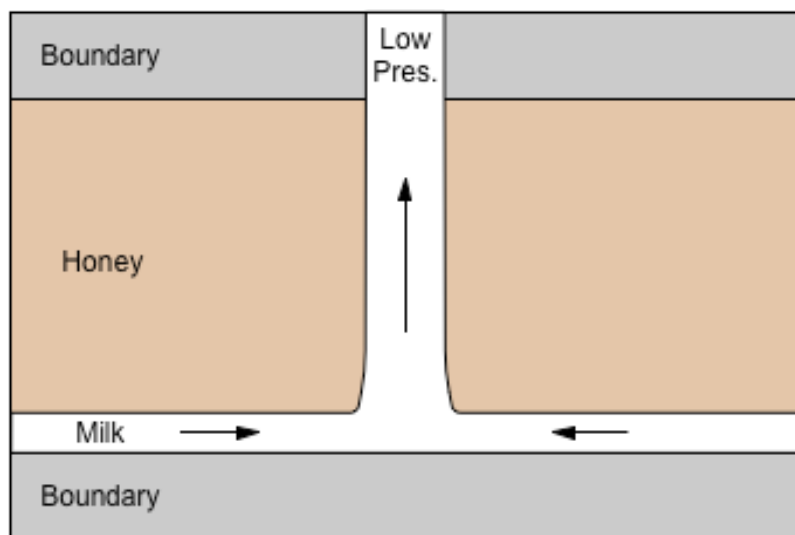


Figure 78. Suction vortex in two fluids.

Two-fluid simulations are sometimes used to study tornadic vortices, as they have a couple of properties in common with tornadoes, and that are impossible to get otherwise.¹³⁶ First, the vortex only pulls in more fluid at the lower boundary, and second, the inflow travels along the lower boundary, even if it has to travel a long way. The reason why two-fluid simulations aren't considered to be realistic is that it shouldn't be possible to develop such substantial viscosity differences in the air. As there is no doubt that tornadoes exhibit two-fluid behaviors, and as temperature and humidity combined cannot account for the difference in viscosity, the only possibility is that the "lower fluid" is a layer of charged air.

Back to the cyclonic pattern in Figures 75 and 76, the EMHD model states that the space charge inside the inflow channel has to be at least $6.25 \times 10^{15} \text{ C/m}^3$ if it is to overpower the buoyancy generated by frictional heating. Previous research *has* found a correlation between electric fields and the speed of the tornadic inflow,³⁰ suggesting that they detected an inflow channel. But the increase in electric field was attributed to triboelectric charging in the particulate matter that was creeping or saltating along the ground. The particulate matter itself was not studied – it was merely assumed that any difference in electric field that was directly proportional to air speed had to be due to static electricity, because until now, no one has proposed that the air itself is charged. It will take a space charge study to resolve the issue.

Also note that while conventional modeling of a tornado uses the Rankine formulas,^{137,138} which assume that the flow field is axisymmetric, the channels in Figures 75 and 76 are certainly not. The significance is that in a discrete inflow channel, the velocity does not decrease with distance from the vortex – it is the same, from the source of the channel to the vortex wall. This means that velocities outside of the vortex are underestimated by Rankine assumptions, and the difference might account for at least *some* of the unexplained destructive power of tornadoes outside of the vortex wall.

23. Rear Flank Downdrafts

While $6.25 \times 10^{-5} \text{ C/m}^3$ is only a moderate space charge by electrostatic standards, and is less than the charge produced by household ionizing air purifiers, it is nevertheless far above the normal atmospheric charge density. This means that something had to produce it, and a complete theory has to identify the source of this charged air.

The EMHD model of the mesocyclone offers the first possibility, that there is a positive double-layer paralleling the main negative charge stream. If the mesocyclone descends, this double-layer is squashed against the ground, forming the forward flank downdraft (FFD).

If the FFD is positively charged, it makes sense that it is a vigorous downdraft, and yet it typically only yields light precipitation, while the main rain area is between the FFD and the mesocyclone, where the downdraft is weaker. (See Figure 80.) All other factors being the same, we'd expect the fastest downdrafts to bear the most precipitation, because of precipitation loading (i.e., the additional gravitational force from the rain or hail), and because of the availability of liquid water to sustain evaporative cooling as the air descends. So the main rain area should have the fastest downdraft, and the FFD should be weaker. Since it's actually the other way around, we have an anomaly to explain, and the likeliest explanation is that the FFD is positively charged. As the air descends, evaporation reduces the size of a solid or

liquid water particle. If it is charged, the charge density increases. If it hits the Rayleigh limit, the particle will break apart due to electrostatic repulsion. Hence a positive charge encourages evaporation, and a positively charged downdraft is subject to more evaporative cooling than a neutral or negative downdraft, and this makes it fall faster.

Once the FFD hits the ground, the outflow expands in all directions, and there is evidence of charged air flowing from the FFD all of the way back to the mesocyclone, *against* the prevailing surface-level winds. So the FFD *does* make a contribution to the tornadic inflow.

But recent research suggests that the larger body of air flowing into the tornado comes from the rear flank downdraft (RFD), so we'll focus on this instead, and see if we can develop a reasonable estimate of its charge density.

The RFD is a sustained dry downdraft, outside the cloud, on the upwind side of the storm.^{132,139} Its presence in tornadic storms is so consistent that it is considered to be a causal factor in tornadogenesis, though "causal" is a loose term in this context, since no one can explain why a downdraft, upwind of the mesocyclone, would encourage tornadogenesis. This air invariably gets drawn into the mesocyclone,^{35,140,141,142,143} and though there are "cold RFDs" and "warm RFDs," they are generally a couple of degrees (Celsius) cooler than the surface-level air. So they *should* reduce the force of the mesocyclone, and that would tend to discourage tornadogenesis.

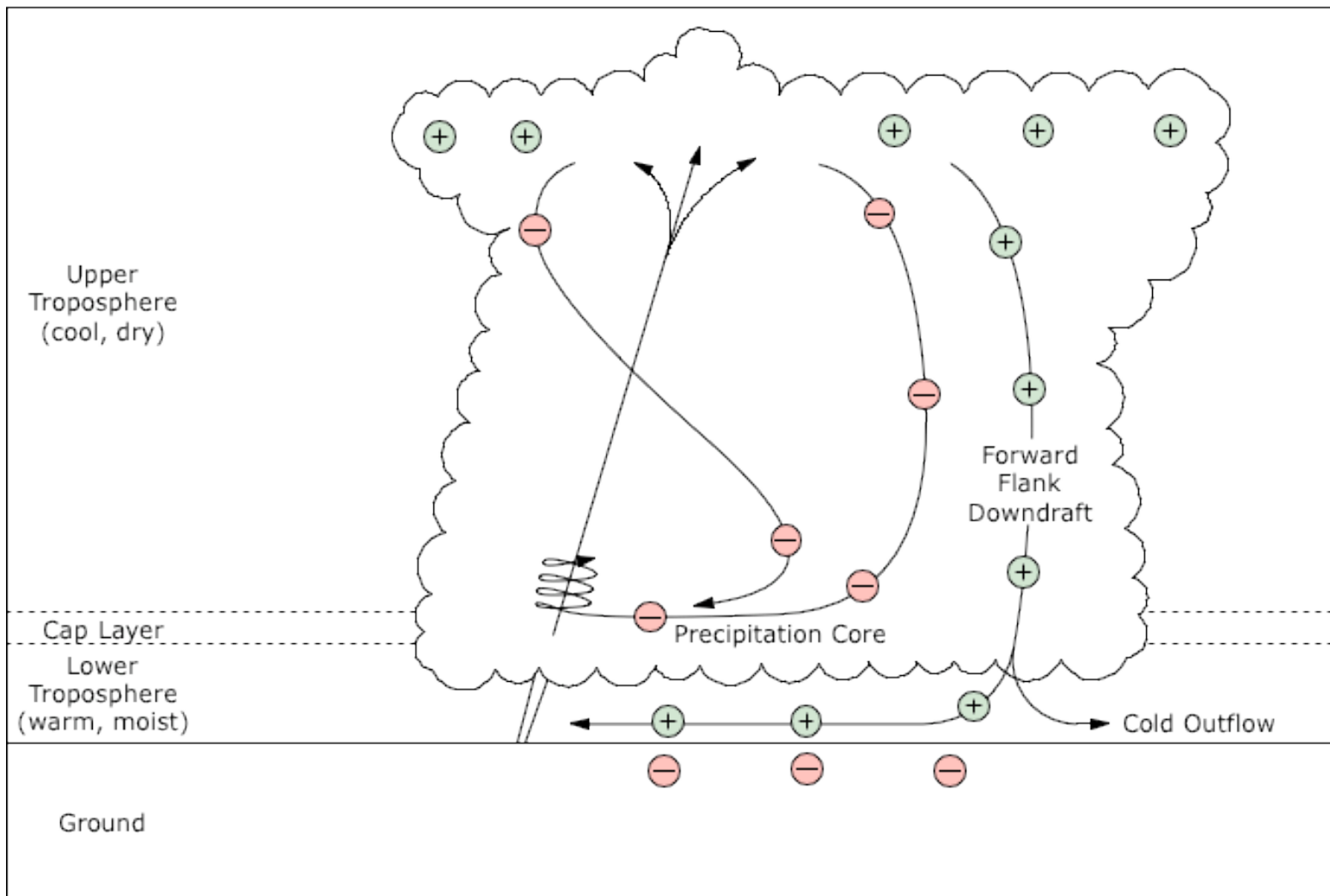


Figure 79. Relationship of forward flank downdraft to precipitation core.

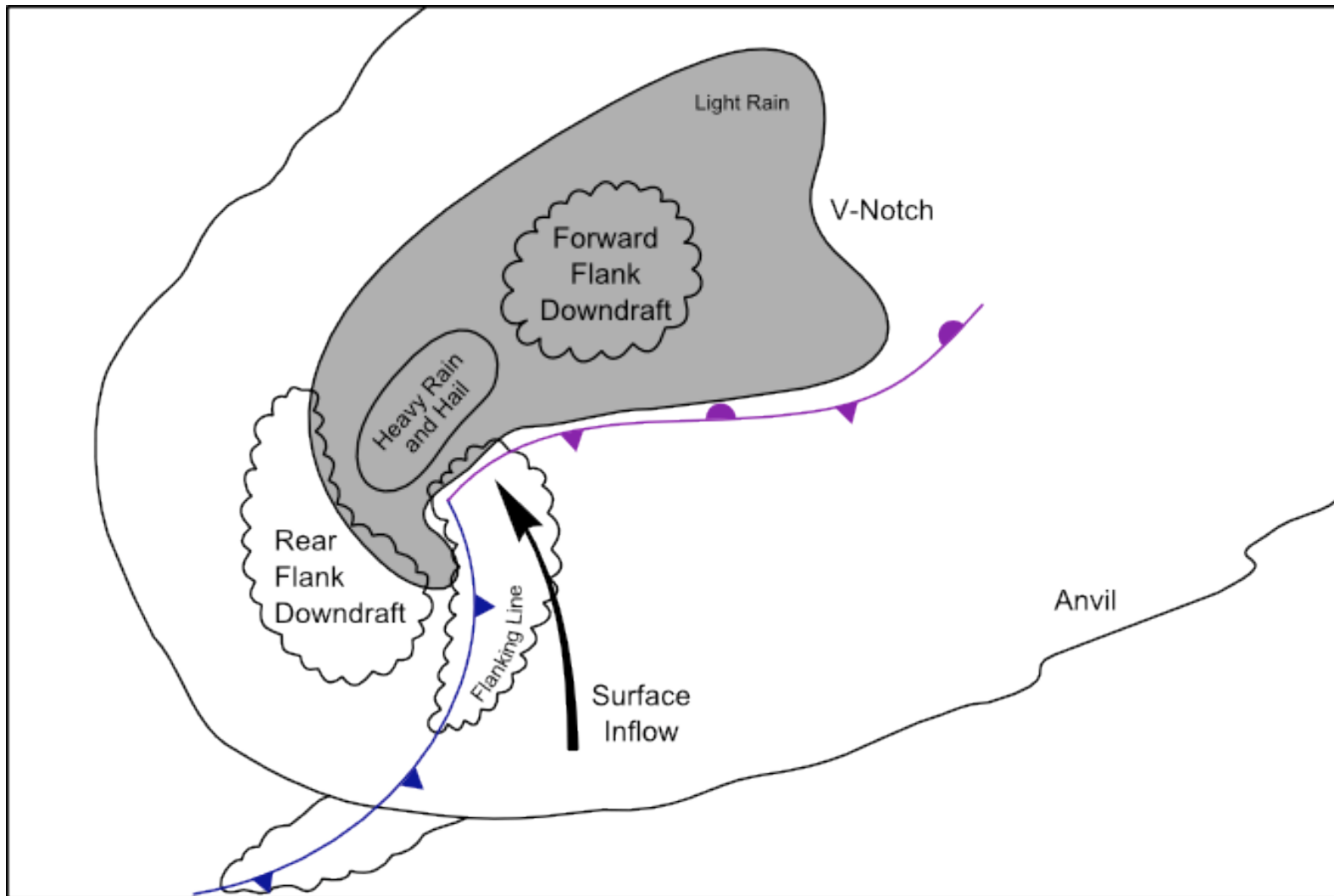


Figure 80. Plan view of supercell, courtesy [NWS](#), redrawn by Vanessa Ezekowitz.

Furthermore, thermodynamics can't even explain what *causes* the RFD itself. If it was a wet downdraft, then it would be cold, dense air falling because of evaporative cooling, the way normal downdrafts are created. But this does not appear to be the case. There is certainly a downdraft caused by precipitation falling out of the back-sheared anvil, but because of wind shear, this air shouldn't fall straight to the ground. Rather, it should get blown around the updraft, and hit the ground between the mesocyclone and the forward flank downdraft. This has led researchers to believe that the RFD has to originate from a lower altitude in order to hit the ground upwind of the storm. Below the anvil, the closest that we could come to a wet downdraft, upwind of the storm, would be if shearing dry air mixed with precipitation-bearing air in the cloud itself, causing the precipitation to evaporate, and creating a downdraft. This is theoretically possible, but a downdraft falling at 50 m/s, when it began its descent only a couple of kilometers above the surface, would only be possible if the air had become completely saturated with water vapor, creating far colder and denser air than has been observed. Actual RFD relative humidity readings are more like 20%, with temperatures near those of the surface-level air.¹³² Such air simply has no right to be a downdraft.

Some of the literature suggests that the RFD is a result of high pressure on the upwind side of the storm, where shearing mid-level winds collide with the updraft. But the lateral motion at the relevant altitudes is roughly 20 m/s, while the RFD falls at roughly 50 m/s. Even if the

cloud was an impenetrable boundary of that shape, it would not create deflected speeds faster than the approaching speeds. And clouds are certainly not impenetrable boundaries in the thermodynamic model. Besides, if shearing mid-level winds collide with an updraft, there *will* be a high pressure. But there will be two net effects: the updraft will get tilted in the direction of the mid-level winds, and the mid-level winds will get deflected in the direction of the updraft. In other words, the result will be the vector product of the two motions. This will not create a downdraft — it will create *entrainment into the updraft*.

Mechanistically speaking, the RFD is hard to explain, and it has proved difficult to simulate with thermodynamic modeling.¹³² This means that other forces are present.

Positively charged precipitation falling out of the back-sheared anvil will indeed initiate a downdraft, which itself will be positively charged. Due to wind shear, we would expect this downdraft to wrap around the storm, and merge with the forward flank downdraft. But if it is positively charged, it will be repelled from the massive positive charge in the main body of the anvil, and it will be attracted to the negative charge induced in the Earth by it. This gives it the force necessary to ignore the shearing mid-level winds, and to fall straight to the ground. (As outlandish as this might seem, evidence of the jet stream getting forced all of the way to the ground was collected during a tornado in Leamington, Ontario on June 6, 2010.¹⁴⁴)

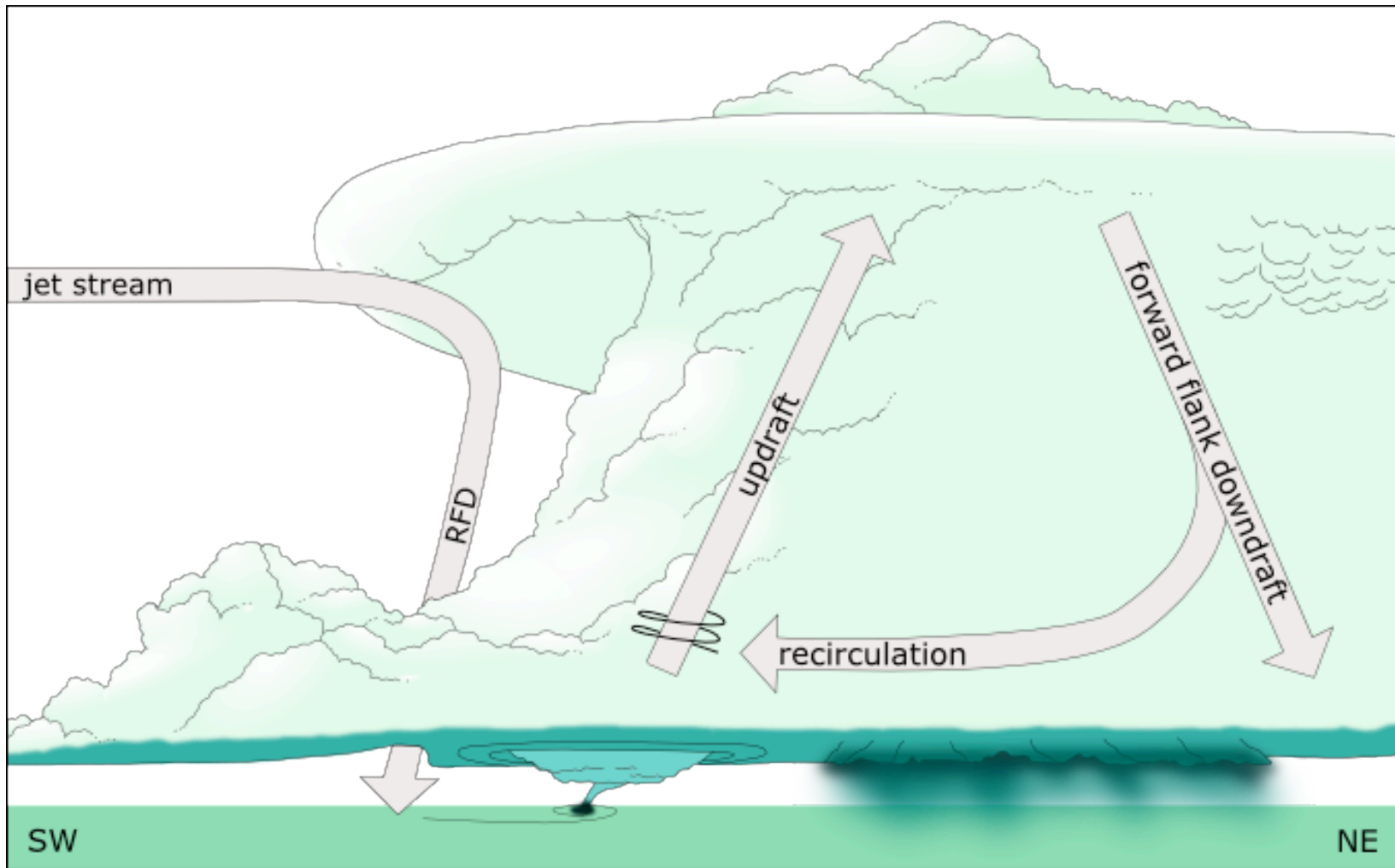


Figure 81. Hypothesized origin of the rear flank downdraft.

The ultimate speed of the RFD is obviously not a simple function of evaporative cooling, since it isn't substantially

cooler than the surrounding air. Only the EMHD model identifies ample energy sources, in the correct form, to

account for a 50 m/s downdraft upwind of the storm. A 50 m/s upper-level jet gets deflected down by evaporative cooling from virga falling out of the back-sheared anvil. The downdraft is also accelerated down by electrostatic repulsion from the anvil, and it is pulled down by its attraction to an induced opposite charge in the ground. And though the RFD hits the ground with a lot of force, it hits only 1 km from the main updraft in the storm, so the low pressure at the base of the mesocyclone absorbs the high pressure. Hence the RFD has pushes and pulls all of the way through its trek, from its origin as an upper-level jet to its entrainment into the mesocyclone.

Note that the furl in the "back-sheared" anvil is commonly considered to be the result of the "collision" between the jet stream and the expanding anvil. Actually, there's no collision. Evaporative cooling under the anvil does all of the work in deflecting the jet stream downward, and the anvil is actually being sucked into the void left by the diverted jet.

So if the evaporative cooling is *that* powerful, why isn't the RFD as cold as a normal downdraft (at least 10 °C below ambient)? The reason is that the RFD only gets one dose of hydrometeors, which completely evaporate within the first couple of kilometers below the anvil. This is the source of the 20% RH readings in the RFD. This also accounts for temperatures near those of the surface air. Jet stream air, if mechanically forced down to the ground, would actually be *far warmer* than the surface air, due to the compression. So *some* evaporative cooling is

occurring. But for the RFD to be a wet downdraft hitting the ground, with 100% RH at 10 °C or more below ambient, there would have to be an over-abundance of hydrometeors that could sustain the evaporative cooling all of the way down. As the downdraft falls, the ambient pressure increases, which raises the temperature, creating the gap between the temperature and the dew point into which the excess hydrometeors can evaporate. If sufficient liquid/solid water is present, evaporative cooling continues. Otherwise, a 100% RH under the anvil results in 20% RH at the ground, with temperatures at or near ambient.

Is the RFD capable of supplying air with a minimum space charge of 6.25×10^{10} C/m³, as estimated in the section entitled "[A New Hypothesis](#)"?

If the tornadic inflow comes from the RFD, which originates as an upper-level jet stream, we should start our assessment with the upper-level jet. This is already positively charged, as positive charge increases with altitude, but this charge is not significant for our purposes. In the fair weather conditions upwind of an isolated thunderstorm, the upper-level jet only has 1×10^{10} ions/m³ (producing 6.25×10^{10} C/m³),^{93,145} which is 5 orders of magnitude shy.

The next source of charge will be virga falling out of the back-sheared anvil. Typical charge densities in the cloud inferred from electric field measurements are $\leq 1 \times 10^9$ C/m³,^{21,146} so we might guess that this is the charge of the downdraft under the back-sheared anvil. But this is still 4

orders of magnitude less than the minimum of $6.25 \times 10^{05} \text{ C/m}^3$ at the ground level.

If the positively charged anvil of one thunderstorm is overhanging the updraft of another thunderstorm, the upper-level inflow will be pre-charged.⁶³ But even if we double the charge density in the anvil, and add that to the fair weather charge of the upper-level jet, we still only have $2.625 \times 10^{09} \text{ C/m}^3$, which is still 4 orders of magnitude too little.

Between the back-sheared anvil and the ground, we can expect the charge density of the RFD to increase. The parcels of air that absorb the most virga will undergo the most evaporative cooling, so they will fall the fastest. Because the virga is charged, the fastest-falling parcels will also have the highest charge density. The charges themselves will accelerate the descent, as repulsion from the anvil and attraction to the induced opposite charge in the ground will motivate the flow. Also, the greater charge density will reduce the viscosity and prevent the transition to a turbulent flow,^{25,26,27} further increasing the velocity. In Figure 75 we're seeing roughly an order of magnitude of speed increase that can only be attributed to the turbulence threshold being raised by the space charge. So we can guess that all of the factors in this paragraph added together will increase the charge density in the RFD by an order of magnitude, meaning that the discrepancy is now 3 orders of magnitude, not 4.

At the ground, the RFD expands outward into the flow field of the tornado. Here again we can expect a 10x

increase in speed due to the reduction in viscosity and in turbulence due to electric charges (as in Figure 75), so nominally (and perhaps generously), the discrepancy comes down to 2 orders of magnitude.

And there is one more factor that needs to be considered. Where the RFD hits the ground, there is a turbulent flow in the presence of an electric field. Since the forces that determine which way a parcel of air will go in a turbulent environment are subtle, any other force present will have a dramatic effect. Hence we can expect the electric force to sort the parcels on the basis of charge, resulting in a far greater charge density near the ground.

How much greater? We wouldn't attempt a numeric answer to such a question, as turbulent flows are tough to predict — only field studies return reliable descriptions of such behaviors. Unfortunately for the present research, no one thus far has seen the justification to attempt the logistical difficulties (and the dangers) of getting space charge data from inside the tornadic inflow, because no one previously assigned any significance to them. This leaves a conspicuous void in the middle of the calculations. We know that the tornadic inflow sticks to the ground, despite the friction and the buoyancy that results from it, proving that another force is present. In the atmosphere, that "other force" can only be the electric force. We know that there is an electric current inside the tornado, and that it isn't going into the ground, so it has to be terminating in the air itself. This would only be possible if the air itself is charged. The current density and the volume of the inflow match,

assuming a 1 part per million space charge. Two orders of magnitude less space charge would be sufficient to overpower the buoyancy created by frictional heating, accounting for the distinctive adherence of the tornadic inflow to the ground. So all of the pieces are fitting together, and the only one that's missing is the direct measurement to confirm that particle sorting due to turbulence between the RFD core and the tornado increases the charge density near the ground by 2 orders of magnitude.

Future research will, of course, answer all of the questions. In the meantime, the only way to proceed is to see if we can marshal the rest of the anomalies in the problem domain with an assumption that the proposed charge densities are present. In other words, we can check this hypothesis against all of the *available* data, even if we cannot check it against all of the *possible* data. If full consistency with existing data can be demonstrated within a plausible hypothesis, it will be time to seek the make/break field data that have not been collected yet.

So the EMHD model asserts that if the jet stream gets forced to the ground, hitting only 1 km from the powerful updraft inside a mesocyclone, the air will be drawn inward, but instead of curving upward as it goes, it will cling to the ground because of an induced electrostatic potential, of sufficient force to keep the air flowing along the ground, even as frictional heat increases the buoyancy well beyond the threshold for an updraft. Once inside the tornado, an electric current neutralizes the charges keeping the air down, thereby releasing the thermal potential in the air, resulting in a vigorous updraft. The updraft provides an outlet for the air flowing along the ground, enabling a continuous flow, from the high pressure at the base of the RFD, to the low pressure at the base of the tornado. The difference between the lines of motion predicted by fluid dynamics and the actual path followed along the ground constitutes the potential energy that is released at the base of the vortex.

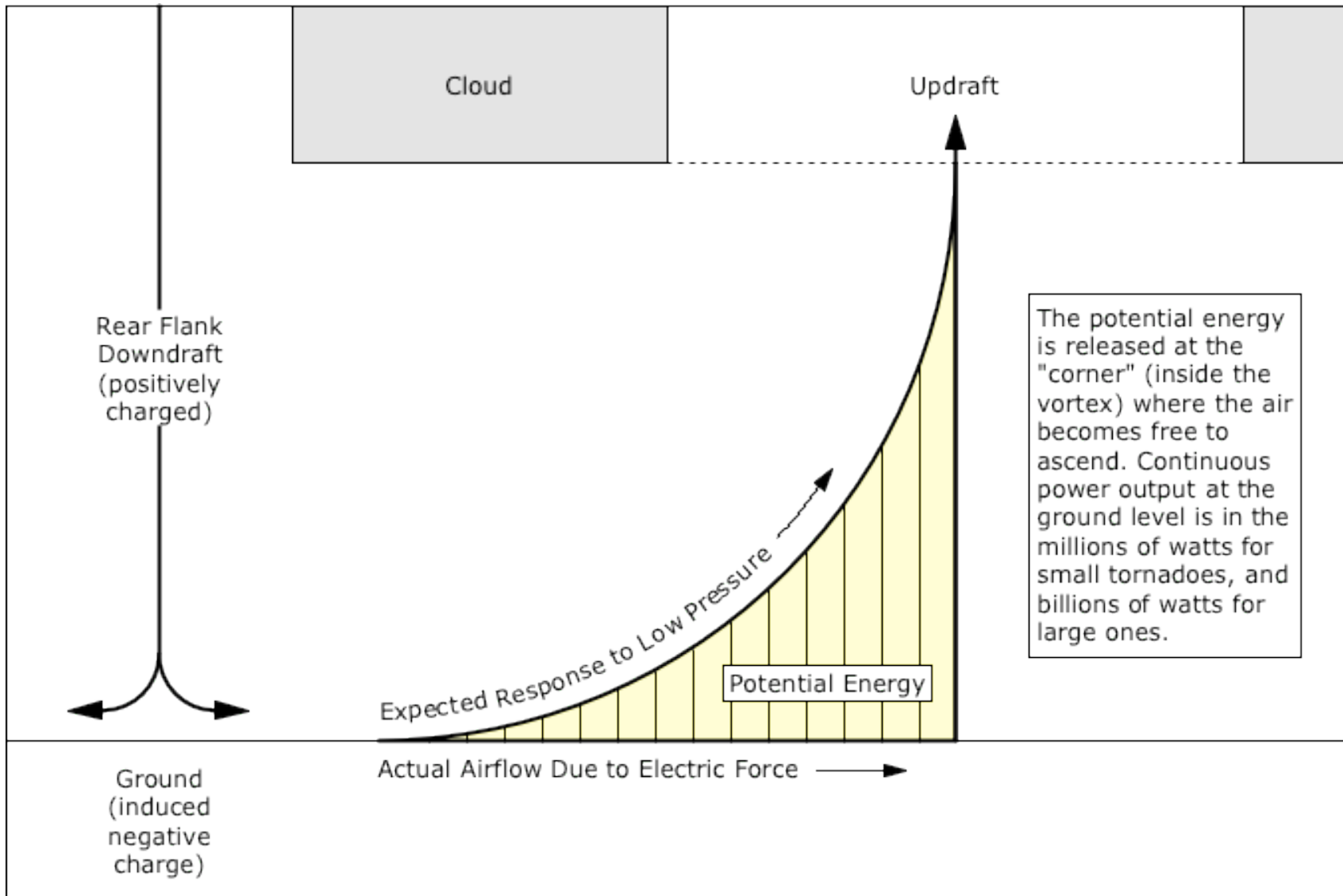


Figure 82. Tornadic potential energy.

Lastly, we should consider the implications of these contentions for short-term tornado forecasting. If the RFD is a key ingredient in tornadogenesis, and if it is virga falling out of the anvil that initiates the RFD, then the jet stream and the back-sheared anvil deserve closer attention in estimating the probability of tornadogenesis. In these terms, it makes sense that the more severe the thunderstorm, the greater the chance of a tornado — only an extremely powerful updraft will be capable of setting

up the back-sheared anvil that can then initiate the RFD. But it will also take powerful upper-level winds to tilt the storm such that the FFD doesn't undercut the updraft. Such might be the rare combination of extreme-range factors that enable these catastrophes. The significance here is that the back-sheared anvil is an easy feature to detect, visually as well as with radar, and from a great distance away. The RFD, being a dry downdraft, is invisible by both of those methods.

[24. Funnels & Wedges](#)

At this point, the core of the EMHD model of mesocyclones and tornadoes, and of the positively charged tornadic inflow that comes from outside the mesocyclone, is essentially complete. We shall now apply this model to the broadest possible range of tornadic phenomena, to see how the model stands up. The first test is to see if we can at last explain, in mechanistic terms, the classic form of the tornado, with the tightest radius at the base, which then expands in the direction of the flow.

In fluid dynamics, a "condensation funnel" is a well-understood phenomenon. The lines of motion in a standard suction vortex converge as they approach the source of the low pressure. (See Figures [60~64](#).) Away from the source, the low pressure relaxes. This means that lines of equal pressure inside the vortex slowly taper to a point away from the source of the low pressure. At any given relative humidity, one of these lines represents the pressure at which water molecules condense. At a large enough scale, the condensation will be visible, and the vortex will appear to expand in the direction of the flow, even as the lines of motion converge.

For meteorologists, thinking of the tornado as a condensation funnel inside a mesocyclonic vortex seems to be an adequate description. But this is fundamentally incorrect.

First, the mesocyclone and the tornado are actually two different flow fields, with stationary air in-between. (See Figure [71](#).) Only in the most extreme cases does the mesocyclonic flow field extend all of the way to the ground, but even then, there are distinct differences between the larger, slower mesocyclonic inflow and the smaller but faster tornadic inflow. (These details are discussed in the section entitled "[Eccentric Sub-vortexes](#)".) For the tornado to actually be the core of the mesocyclonic vortex, air speeds would have to start at 0 at the center, increase linearly to the maximum in the wall of the mesocyclone, and then decrease hyperbolically outside the wall. Yet the tornado rotates faster than the surrounding mesocyclonic inflow, meaning that it has to be a different vortex.

More problematic is that the lowest pressure is actually at the ground, and the low pressure relaxes *in the direction of the flow*.[102,103,147,148](#) This means that the taper in the lines of equal pressure points upward. (See Figure 85.) In no sense does the visible aspect of the tornado reveal the isobars in the mesocyclonic flow field.

The visible aspect of the tornado actually reveals simply the lines of motion, and these expand in the direction of the flow because the low pressure is relaxing (meaning less centripetal force). There is also sometimes a distinct flare at the top of the tornado where it merges with the mesocyclone, indicating that there is yet another change in the balance of centripetal and centrifugal forces in the tornado. (See Figure 86.) In this case, it is a reduction in

the centripetal force supplied from outside the tornado, as a consequence of the decreasing pressure in the mesocyclonic flow field, which further increases the radius of the tornado.



Figure 83. Tornado in Union City, OK, 1973-05-24, courtesy [NOAA Photo Library](#).



Figure 84. Wedge tornado (1 km wide at base) in Jordan, IA, 1976-06-13, courtesy [Iowa State University](#).

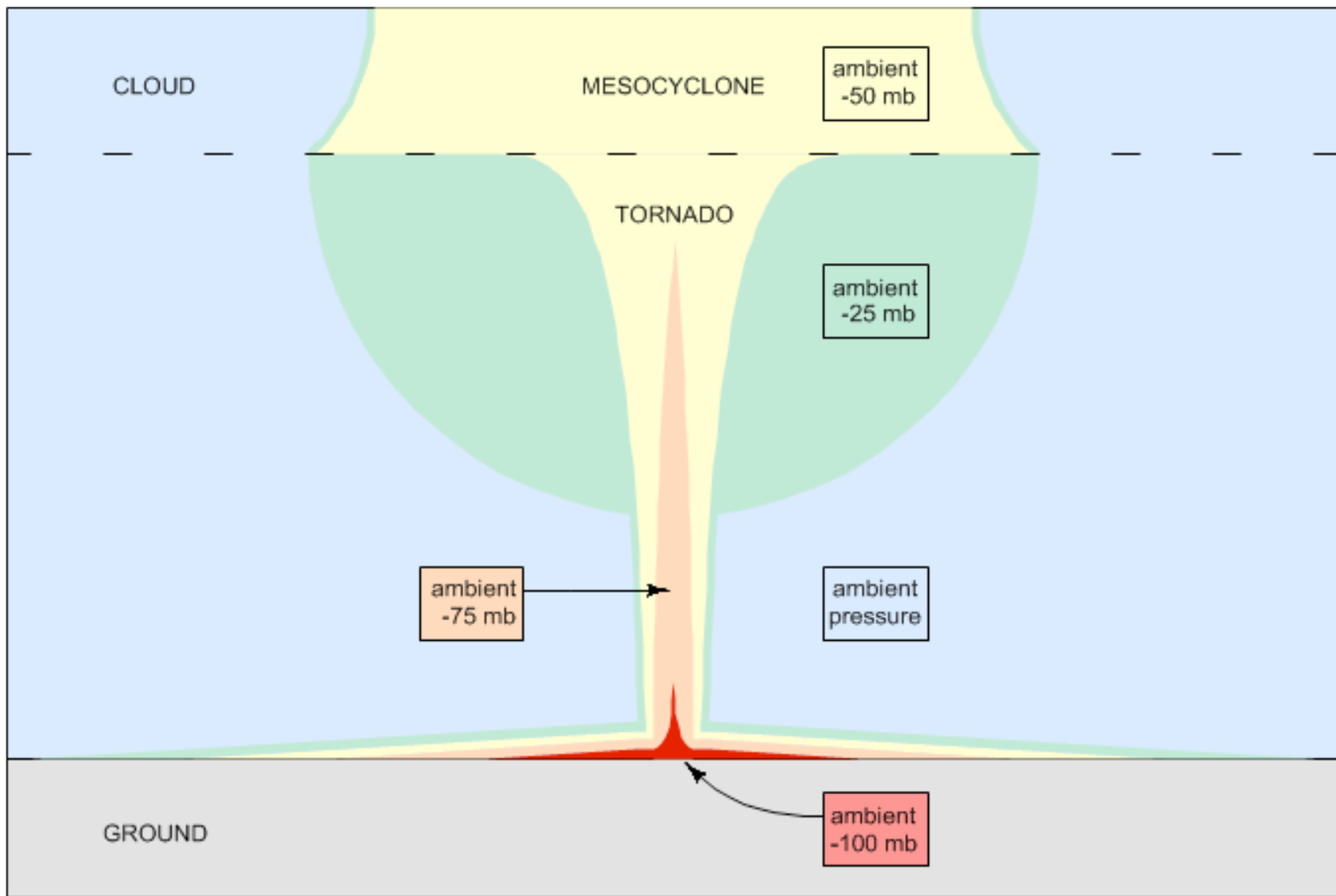


Figure 85. Mesocyclonic/tornadic pressure gradients.



Figure 86. Tornado near Bandar Lengeh, Iran, 2008-11-23, courtesy [YouTube](#).

25. Baseless Tornadoes

The base of a tornado is not always visible, and damaging or even deadly winds can occur when there is no other indication that a tornado is present at the ground level.¹⁴⁹ The lack of condensation in the presence of an extreme low pressure is, of course, not what we would expect. There wouldn't be a thunderstorm if it were not for the *moist* air in the lower troposphere. And if there is a humidity gradient, we would expect the most

humid air to be closest to the surface of the Earth, since it will be the coolest (and therefore the densest) air in the gradient. Especially in vortexes over the ocean, we would expect the humidity at the surface to be near 100%. Since tornadoes only pull in air from the surface, and since the pressure inside a tornado is lower than that inside a tropical cyclone,^{102,103,147,148} there should be no way that a tornado could form without causing condensation at the surface. Yet tornadoes without condensation at the surface are common, *especially* over the ocean. (See Figures 87~89.)



Figure 87. Tornado in Lombok, Indonesia, 2007-12-29, courtesy [Fadil Basymeleh](#).



Figure 88. Waterspout near Oran, Algeria, 2007-10-30, courtesy [Nassimatique](#).



Figure 89. Waterspout off the coast of Brach, Croatia, 2006-08-04, courtesy [D. J. Malden](#).

The standard model explains that such tornadoes are being fed by warm, *dry* air (such as from the RFD) that will not yield condensation even in the extreme low

pressure at the base of the tornado.^{132,139} The EMHD model agrees, and goes on to say that the air is also positively charged. The positive charge reduces the

chance of condensation, because the electrons necessary for covalent bonding are not present. Also, the water molecules might be so *highly* charged that the electrostatic repulsion between them is further discouraging condensation.²²

But *both* models then have an even tougher question to answer. *How does condensation form as the air ascends?* Tornadoes only pull in air at the surface,¹⁵⁰ so this is not evidence of a new source of moisture. The fastest wind speeds are nearest the surface,^{151,152,153,154} so there isn't any increase in tangential velocity that could drop the pressure and cause condensation. The lowest pressure in a tornado is at the surface,^{102,103,147,148} and from there the low pressure *relaxes*. If there isn't any condensation in the extreme low pressure at the surface, there shouldn't be any condensation *anywhere in the tornado*.

Only the EMHD model can explain this. If the tornadic inflow is positively charged, its water vapor will not condense until the charge is neutralized. There is certainly no absence of negative charge inside the cloud, and there is well-known direct evidence of an electric current inside tornadoes, which has been estimated at 100~250 amps.^{30,112,113,114} The electrons in such a current will eliminate the electrostatic repulsion between positively charged water molecules, and make covalent bonding possible. This enables the condensation of the water vapor *even as the low pressure relaxes*.

We should also observe that the "condensation funnels" are not tapering to a point. In fact, there isn't any

condensation in the core of the vortexes — the condensation is all in the vortex wall. This is yet another indication that the standard fluid dynamic framework is unprepared to deliver an accurate description of these vortexes. The most likely cause for condensation in the vortex wall, and not in the core, is that the source of the neutralizing electrons is the negatively charged precipitation in the hook echo, which forms a sheath around the updraft. So the neutralization begins in a cylindrical form at the mesocyclone/tornado interface. From there, the electrons are attracted to the positive charge clinging to the lower boundary, which is by no means only within the vortex. Hence the electrons flow through the conductivity in the water vapor that has already condensed in the upper vortex wall to the truncation point, and then they flow straight down from there, never converging on the centerline.

In the preparation of this paper, two cases were found in which condensation occurred *only* at the surface, but these appear to be exceptions that prove the rule. First, see Figure 90. A dust sheath forms on the ground, and the video briefly pans upward to show the rope-like condensation funnel coming down from the cloud. But the rotation at the surface doesn't last long, and the dust sheath starts to fall apart. Look closely at the very end of the video — a bunch of condensation forms at the surface. Ordinarily, more condensation means lower pressure, and this would tend to indicate that the vortex is strengthening, but this vortex is at the end of its cycle. It's possible that the vortex ran out of charged air,

resulting in more condensation *and* the dissipation of the vortex.



Figure 90. Condensation forming as the dust sheath falls apart, courtesy [Jim Reed and Katie Bay](#). Click the image to watch the associated video.

Figure 91 shows another example. In this case, there was no dust sheath, and at the time of the screen grab, there was condensation at the surface that lasted for several seconds. The fact that the condensation evaporated as the air ascended

proves that the pressure was increasing, *in the direction of the flow*. So there was definitely a secondary low pressure at the surface, more powerful than the low pressure aloft (but smaller in volume). And as with the previous case, the presence of condensation would tend to indicate that the tornado was strengthening, but this occurred only in the last couple of seconds before the tornado disbanded altogether.



Figure 91. Tornado in Brooklyn Park, MN, 1986-07-18, courtesy KARE-11 Television. Click the image to watch the associated video.

So in the EMHD model, tornadoes are not low-pressure condensation funnels at all, but rather, low-pressure electrically neutralized condensation funnels. By fluid dynamic standards, we would expect condensation at the surface, if there is an extreme low pressure. But that expectation would only be legitimate if an extreme low pressure at the surface made sense in a purely fluid dynamic context, which it does not. *Another force* had to create the conditions necessary for a tornado. While that force is present, an absence of condensation in an extreme low pressure is possible. When that force expires, we revert to just fluid dynamics, and both the brief condensation at the surface *and* the immediate failure of tornado make sense.

[26. Filamented Vortexes](#)

Tornadoes that have yet to touch down sometimes have filaments of condensation pointing downward. (See Figure 92.) These are typically considered to be small sub-vortexes,¹⁵⁵ but there is no evidence of any rotation within these filaments. If we take a close look at the video associated with Figure 93, we can see such filaments in motion, and a fluid dynamic explanation is unconvincing. As the tornado begins to touch down, a couple of filaments shoot down to the ground at an extremely rapid rate. An instantaneous drop in pressure

that could cause such condensation, within such a narrowly defined channel, in the open air, is hard to believe. We can also see a streamer of condensation emerging from the ground shortly before the tornado touches down, and again, there is no evidence of rotation, so this is not a streamwise vortex at the boundary between static air outside the tornado and rotating air inside it.



Figure 92. Filamented tornado near La Grange, WY, 2009-06-05, courtesy [VORTEX2](#).



Figure 93. Streamers of condensation emerging from the surface in Krasnozavodsk, Russia, 2009-06-03, courtesy [English Russia](#). The tornado went on to do EF3 damage. Click the image to watch the associated video.

The more plausible explanation is that these filaments are evidence of electron streams shooting down from the cloud (or rarely, up from the ground, as in Figure [93](#)). As such, the speed with which they can move, and the visible effect that they have, become easy to understand. The water vapor in positively charged air subjected to an extreme low pressure will condense instantaneously if the necessary electrons become available, so the only limiting factor is the speed at which an electron avalanche can move, which isn't much of a limitation. More problematic for fluid dynamics is the filamentary

nature of the condensation, but this is an expected property for an electric current, and for two reasons. First, electron streams are subject to the magnetic pinch effect, which consolidates them into filaments (as they are in lightning). Second, condensed water molecules are much more conductive than nitrogen and oxygen molecules. So once condensation forms, the current will flow through that condensation to get to the next parcel, producing the characteristic "frayed cotton ball" effect, which is not reproducible with fluid dynamics alone.

[27. Tornadic Luminosity](#)

There have been many reports of unusual colors in tornadoes.

First, we can take another look at Figure [88](#), and notice the peculiar orange color of the vortex. This is an unusual color for condensation, which is typically white (or gray if it's in the shade). Occasionally the clear slot in the cloud allows the tornado to become sunlit, and we get a better look at the actual color, which is not always white. If a tornado has a reddish tint, this is typically attributed (correctly) to the presence of ferric oxide in the red clay

dust kicked up by the tornado. But this tornado over the water isn't kicking up any red clay dust. Since hydrogen, nitrogen, and oxygen have emission lines in the orange~red bands, the most plausible explanation is that positive ions are getting bombarded by electrons in this region.

Second, there have been a variety of reports of tornadoes glowing in the dark, like neon lights. [105,156,157,158](#) Blue and orange are the colors that have been reported. Since a corona discharge in the presence of ionized nitrogen and oxygen produces such colors, the most likely explanation for this luminosity is that an electron stream is bombarding air molecules inside the tornado.



Figure 94. Two luminous tornadoes that did F4 damage in Toledo, OH, 1965-04-11, courtesy [James R. Weyer](#).

Corona discharges in air normally require electrostatic potentials in excess of 100 kV/m.¹⁵⁹ So how does a corona discharge occur in the 5 kV/m of potential below a supercell? The answer is that the threshold for a corona discharge is a function of the resistance of the air, and

this varies with pressure. Lower-pressure air is a better conductor, and therefore will support a corona discharge in a weaker electric field. Hence the pressure drop within a tornado makes corona discharges possible with 5 kV/m of potential.^{28,110}

Third, eyewitnesses inside powerful tornadoes (who were lucky enough to survive) have reported seeing "fingers" or "rings" of continuous arc discharges at the top of the tornado.^{160,161,162} From the outside, there have been reports of continuous ring lightning at the top of the tornado.^{31,105,122,163} Such reports are extremely rare, and because of this, thermodynamicists have dismissed the possibility of a causal role for electromagnetism in tornadogenesis.¹⁶⁴ Such dismissals are based on the assumption that heat from lightning is the only way that electromagnetism could influence a thermal system. But in the EMHD model, ohmic heating from the current flowing from the cloud down to near the ground isn't terribly significant, so the dismissal doesn't apply to this model. Still, there have been enough credible reports that the phenomena are to be considered real, and any comprehensive explanation of tornadoes has to demonstrate plausible conditions, even if the model doesn't consider them to be prime movers.

If there is a flow of electrons down through the tornado, sufficient in some cases to generate a glow discharge, it's also theoretically possible that the discharge could be robust enough to graduate into a sustained small-scale arc discharge. This would be fundamentally different from lightning, which is a rapid release of potentials on a large scale. In contrast, arc discharges at the tornado/mesocyclone interface would be small but continuous, as negative charges drawn into the mesocyclone interact with a steady stream of positive charges in the tornado.

28. Vortex Breakdown

One of the curious things about tornadoes is that the inflow is laminar, and the base of the tornado is laminar, but the vortex sometimes converts to a turbulent flow *before entering the mesocyclone*. This is anomalous because if the source of energy is the low pressure in the

mesocyclone, we would expect a laminar flow all of the way into the mesocyclone. Turbulent flows only occur when air is decelerating, while air responding to a low pressure always *accelerates* toward the source of the low pressure. This is clear evidence of an extreme low pressure at the ground, and that the low pressure *relaxes* in the direction of the flow.



Figure 95. Laminar-to-turbulent flow conversion in a tornado in southeast Colorado, credit Linda Lusk, courtesy [NCAR](#).



Figure 96. Tornado with turbulent flow beginning just above the surface near Watkins, CO, courtesy [NCAR](#).



Figure 97. Tornado shrouded by turbulence in Great Bend, KS, 1974-08-30, courtesy [Bob Dundas](#).

Such vortexes are actually fairly easy to create in the laboratory, using an apparatus similar to that depicted in Figure 98. [165,166,167,168,169,170,171,172](#) The fan at the top

motivates the airflow, analogous to a mesocyclone. At the base of the apparatus, there is a chamber with a hole in it. Inside the chamber, louvers impart angular

momentum into the air, creating the vortex. A kerosene boiler adds vapor that condenses in the extreme low pressure going through the hole, and this makes the vortex visible. Glass panels (not shown) seal the central chamber, such that all of the air that is to satisfy the

vacuum created by the fan has to pass through the small hole in the lower chamber. Figures 99 and 100 show the results, using different "swirl ratios" (i.e., the tangential velocity divided by the vertical velocity).

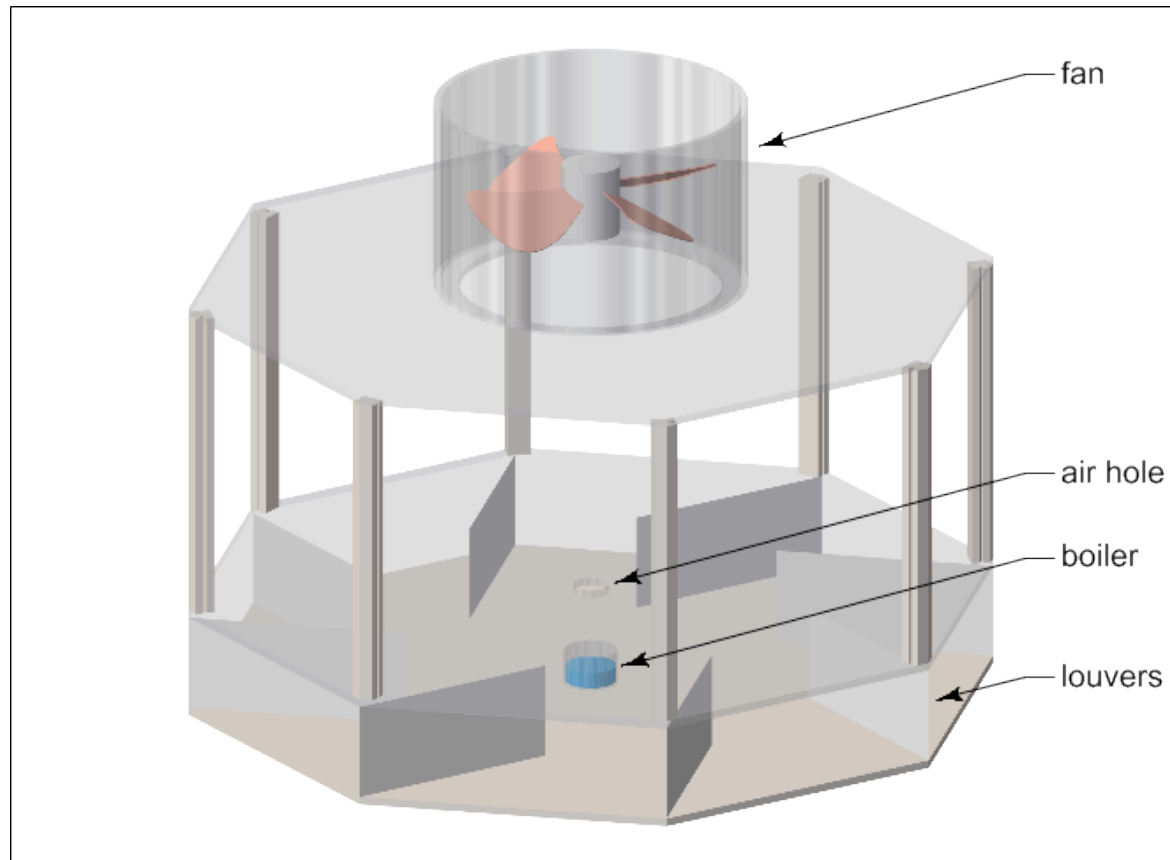


Figure 98. Bottleneck vortex apparatus.

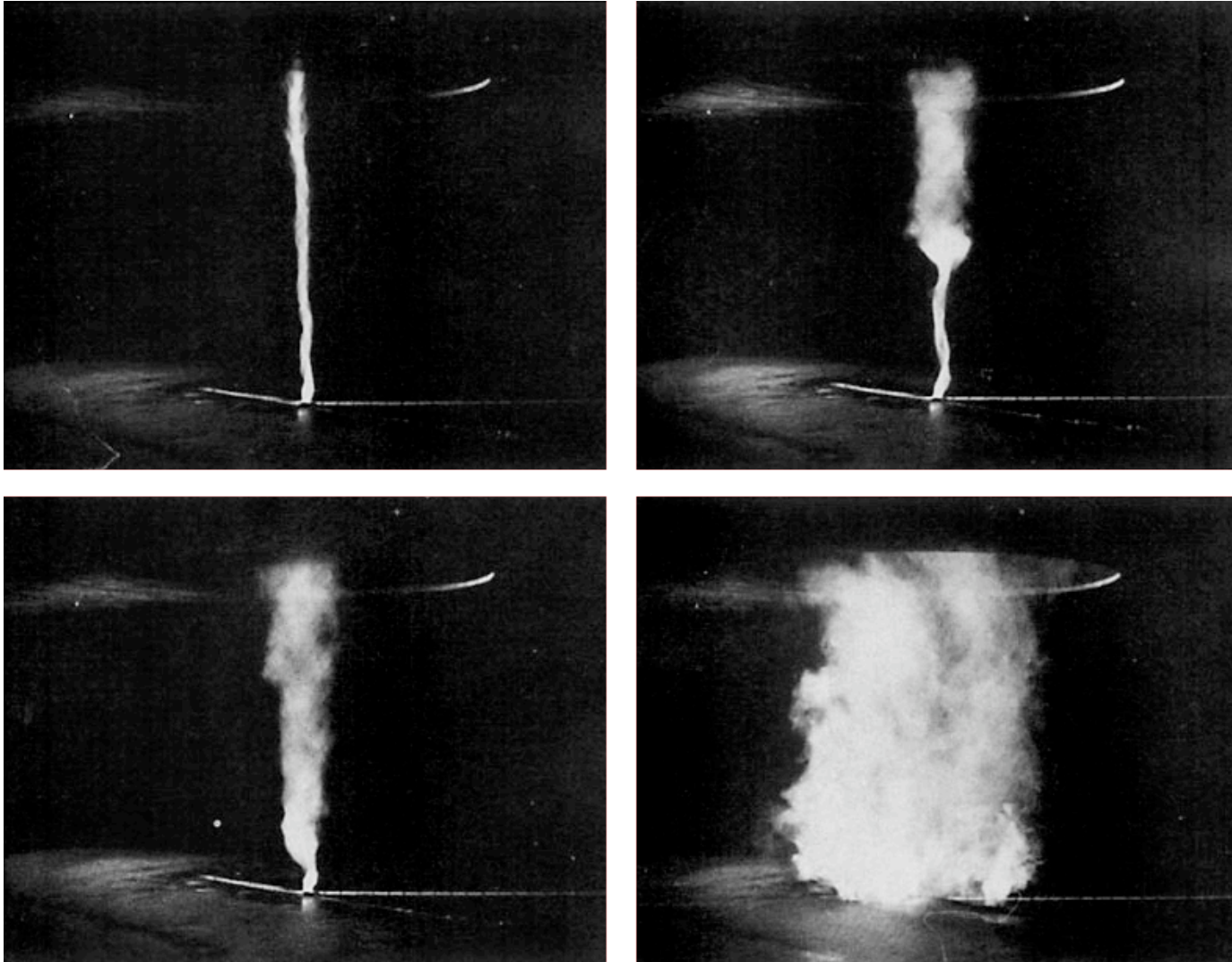


Figure 99. Laboratory demonstration of laminar and turbulent vortices, courtesy [C. R. Church](#).




Figure 100. Close-up of vortex breakdown, courtesy [C. R. Church](#).

In the 1st panel of Figure [99](#), a small amount of angular momentum at the base creates a perfectly straight, laminar vortex. Note that this vortex *should* expand in the direction of the flow, as in Figure [85](#), but it does not, because of a simple difference. In Figure [85](#) we see that the mesocyclone is pulling air from all around, and then there is also the tornado pulling in air at the surface. As the tornado approaches the mesocyclone, the pressure outside the tornado drops, thereby reducing the centripetal force, which results in an expanding radius. But this apparatus is only pulling air from the bottom, so there is only one pressure gradient entirely within the vortex, and none of the effects of one gradient merging with another.

In the 2nd panel of Figure [99](#) (and also in Figure [100](#)), with a larger swirl ratio, we see a phenomenon known as "vortex breakdown." With a high degree of angular momentum imparted into the vortex by the louvers in the base of the apparatus, the air that emerges is rotating faster than the surrounding air, and is therefore subject to friction that will slow it down. As it slows down, the laminar flow becomes prone to turbulence. The turbulence then allows the surrounding air, not subject to any centripetal force (because it is not rotating) to flow downward into the vortex, seeking the extreme low pressure at the base. A "downdraft" inside the vortex relieves the low pressure, and thereby reduces the centripetal force. This results in the rapid widening of the vortex just prior to its breakdown. Note that even in tightly controlled conditions, this configuration is

extremely unstable. So it is no surprise that tornadoes like this (such as in Figure [95](#)) are rare.

In the 3rd panel, with an even higher swirl ratio, the vortex breakdown occurs as soon as the air exits the hole (similar to Figure [96](#)). And in the 4th panel, the turbulence is so robust that it shrouds the vortex (similar to Figure [97](#)).

Hence the conversion from a laminar to a turbulent flow, *in the direction of the flow*, is very definitely possible, if there is an even lower pressure that occurs first. In the more general sense, an extreme low pressure, away from the source of the low pressure, is an apparent violation of the 2nd law of thermodynamics, unless there is a bottleneck upstream of the energy source. Then all of the rules change, and a vortex that expands (or even breaks down) in the direction of the flow goes from being impossible to being the only result that *is* possible. Meteorologists might not be familiar with the properties of bottleneck vortexes, because they only occur upstream of energy sources in closed systems, and the atmosphere is normally considered to be an open system. But bottleneck vortexes have been well-studied in a variety of engineering disciplines, where energy transport is typically accomplished in closed systems. For example, combustion within the cylinder of an automobile engine relies on the thorough mixture of fuel and air, which is accomplished with turbulent airflows within the cylinder. This turbulence is deliberately caused by drawing air through a very narrow gap (~0.16 mm) between the valve and the valve seat. So while the energy

source during the intake stroke is the receding piston, the lowest pressure is not at the surface of the piston — it's just past the valve gap. This isn't a violation of the Second Law — it's just the expected properties of a bottleneck in a closed system.

The sections entitled "[Lab Suction Vortexes](#)" and "[Atmospheric Vortexes](#)" demonstrated that tornadoes defy the principles of typical (open-air) suction vortexes. Now we see that tornadoes have precisely the properties of bottleneck vortexes. This can only mean that tornadoes are behaving as closed systems, in which there is a bottleneck in the airflow, creating a build-up of energy that is released at the base when the air finally gets past the friction at the ground. Making sense of this, in terms of open-system thermodynamics, just isn't going to work, since none of the behaviors of open flows are present, and all of the behaviors that *are* present are only treated by closed-system thermodynamics. So we have no choice but to acknowledge that there has to be some sort of bottleneck in the flow. But what could cause a "bottleneck" in the atmosphere?

There is really only one possibility here, because there is only one other force present: electromagnetism. Since air is not responsive to the magnetic force, only the electric force could be powerful enough to accomplish such a feat in the atmosphere. If the tornadic inflow is electrically charged, and is therefore experiencing an electrostatic attraction to an induced charge in the Earth, it will be subjected to much more skin friction, and it will not detach from the boundary when expected. This means

much more frictional heating, and much more Rankine acceleration. When the charge is neutralized by an electric current inside the tornado, the air is released from its attraction to the ground. The net effect will be the same as if there was a big piece of plywood with a hole in it.

More recent attempts at generating tornadic vortices in the laboratory use a different apparatus.[173,174,175,176](#) Instead of the lower chamber with a hole in it, the plenum of the fan feeds down around the outside of the

apparatus, as shown in Figure 101. Relevant results were achieved with the flow rate at $59 \text{ m}^3/\text{s}$, and with the outer casing brought to within 0.1 m of the base of the apparatus. This research confirms that a tornadic vortex is not possible unless there is a force capable of restricting the inflow to the surface. That force could be a piece of plywood, a metal shroud, or an electric charge. Outside of the laboratory, it can only be an electric charge.

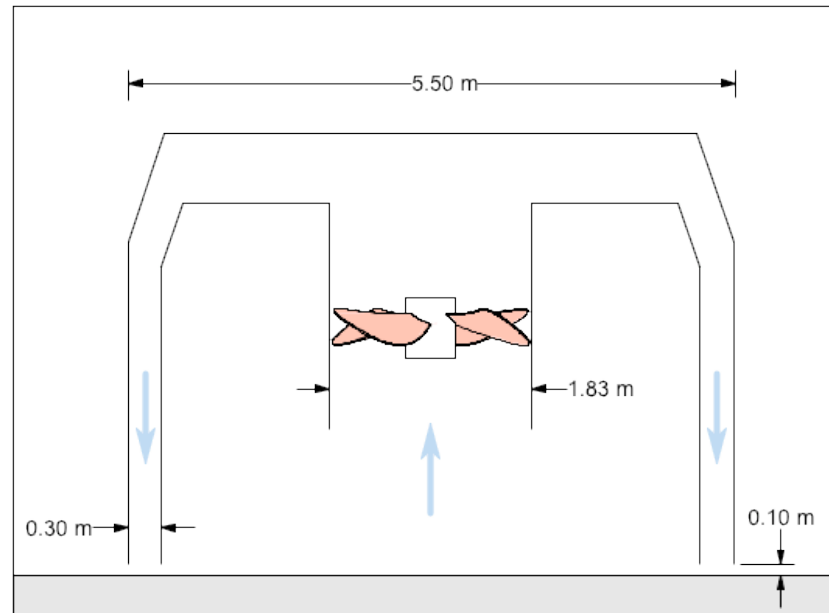


Figure 101. "Tornado simulator," redrawn to scale from [Gallus et al. \(2004\)](#).

[29. Debris Clouds](#)

A debris cloud is a funnel of dust and dirt that sometimes gets stirred up at the base of the tornado, and is then accelerated upward and outward from the tornado, outside of the vortex. It moves rapidly at first, and then the speed decreases until the debris achieves some sort of equilibrium, hovering 100 m or so above the ground, and rotating slowly around the tornado. The total mass of the

debris cloud can reach tens of thousands of tons.¹⁷⁷ (See Figures [68](#), 102, and 103 for examples.)

The persistence of debris clouds outside the vortexes clearly demonstrates that tornadoes only pull in air at the ground, in spite of the skin friction, thereby defying the principles of fluid dynamics. This is yet another proof that *something* is binding the inflow to the ground. This can only be evidence of an electrostatic attraction between the inflow and the surface of the Earth.



Figure 102. Tornado that did F5 damage in Elie, Manitoba, 2007-06-22, courtesy [Justin Hobson](#).



Figure 103. Tornado that did F4 damage in Manchester, SD, 2003-06-24, courtesy [Matt Grzych](#).

The interesting thing about the debris cloud is that it proves that in addition to the robust inflow to the tornado, there is also a small but powerful *outflow* with its source near the mouth of the vortex. So despite the extreme low pressure, *some* of the air shoots upward outside the vortex.

The common explanation for the distinctly different airflow in the debris cloud, as compared to the flow into the tornado, is that particulate matter stirred up by the tornado is being ejected. Due to its mass, it experiences more centrifugal force than the air, but due to its low terminal velocity, it drags air with it. This has clear air moving inward, and dusty air moving outward, and the high pressure between them is then the force that sends the dusty air shooting upward.

But if that's true, it's backwards, and self-defeating. By definition, the centrifugal force of the particulate matter is parallel to the ground plane. If its inertia is the dominant force, the inertia of the clear air is the subordinate. So the clear air should lose the battle and get accelerated upward, not the dusty air. But if that was the case, the dusty air would establish a boundary layer between the inflow and the ground, which would prevent the fast-moving inflow from stirring up more dust. And the dusty air would be subject to skin friction that would slow it down, which means it wouldn't *keep* kicking up dust. So if a suction vortex *did* stir up any dust, the dust would shoot out parallel to the ground,

which would extinguish the effect. A steady outflow, shooting upward at the mouth of the vortex, should not be possible. Perhaps this is why a debris cloud has never been reproduced with a suction vortex in the laboratory.

To get this sorted out, we should remember that an EF1 tornado expends millions of watts of power at the ground, fighting skin friction, and an F5 tornado expends billions of watts. All of that power is, of course, thermalized. We should also remember that the inflow is hugging the ground, from at least 1 km away. This means that the temperature of the inflow rises as it approaches the vortex.

If we then inject the present hypothesis — that the air is bound to the ground by the electric force, and can only ascend once released from that force — a far more plausible explanation emerges for debris clouds. The air is positively charged, and the Earth has an induced negative charge. That means that the dust is negatively charged, and might easily be lofted by the electric force into the inflowing air. Once this happens, the effective charge of the air is neutralized. If this occurs outside of the vortex wall, the air is already free to ascend. It is still within the scope of the low pressure at the mouth of the vortex, so that should still be the dominant force. Yet recalling that the air has been heated by friction, we now have a context in which the air might ascend before entering the vortex. If *so much* heat is generated that the air's buoyancy is more powerful than the net inward

force (low pressure minus the centrifugal force), the air will shoot upward instead of being drawn into the tornado. Once neutrally charged and out of the inflow,

the air will find an equilibrium based on its buoyancy minus the weight of the debris.

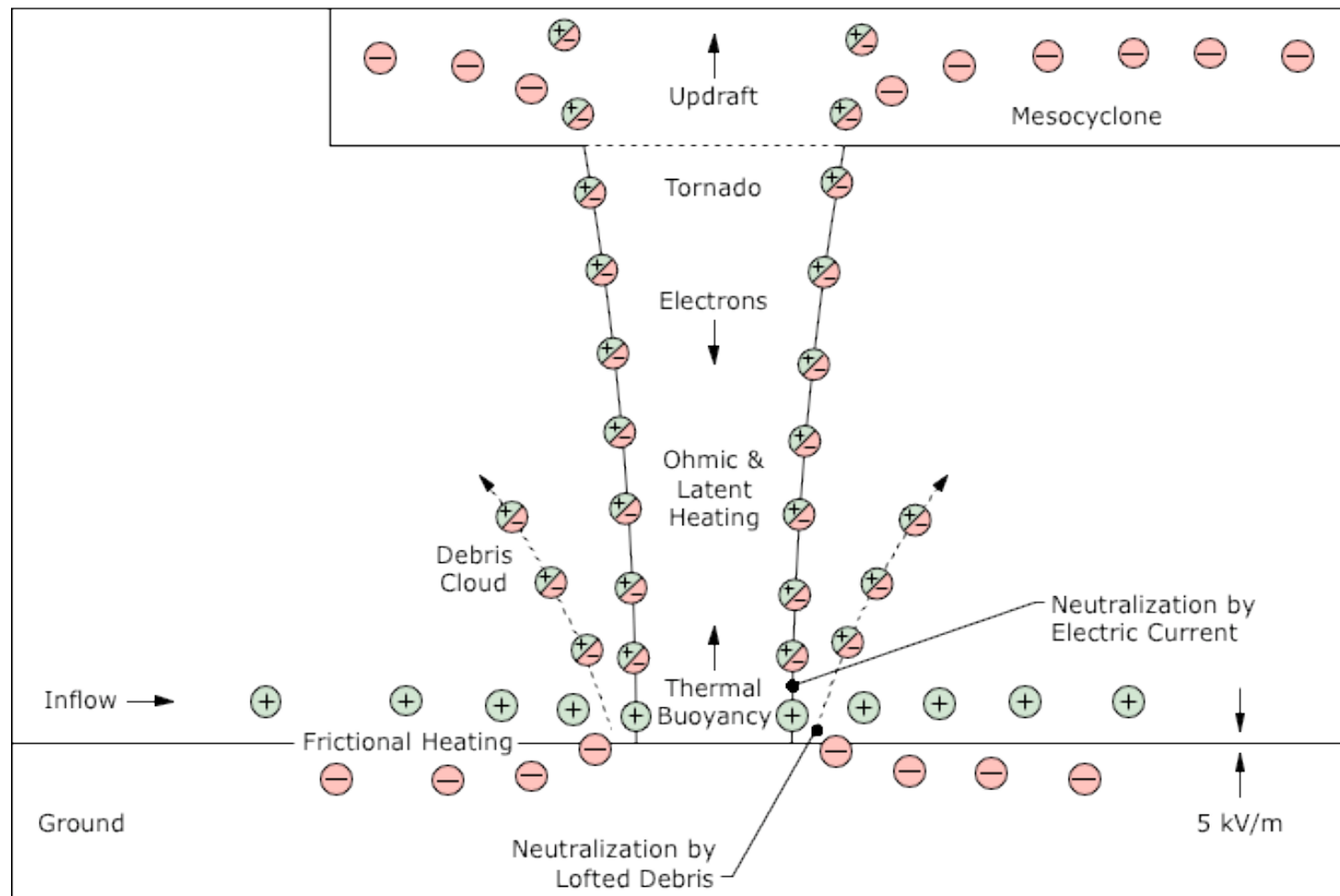


Figure 104. Debris cloud.

If the debris cloud is lofted 100 m, but it also contains dust, we might come up with a guess of what temperature difference it would take by just calculating the difference necessary to loft the air 500 m. The pressure difference in the first 500 m of the atmosphere is 5%. To increase the buoyancy of the air by 5%, we have to raise its absolute temperature by that amount (per Charles's Law).

$$\begin{aligned} \text{resultant temperature} &= 20 \\ ^\circ\text{C} \times 5\% &= 293 \text{ K} \times 1.05 = 308 \text{ K} = 35 \\ ^\circ\text{C} \end{aligned}$$

So in the relevant temperature range, we need a 15 °C difference. If the tornadic inflow rate is 16,000 m³/s, perhaps the debris cloud flow rate is 1,000 m³/s. So we need to raise the temperature of 1,000 m³/s by 15 °C. Raising the temperature of 1 m³ of air by 1 °C in 1 second requires approximately 1,340 watts.

$$\begin{aligned} \text{unit watts} &= 1,340 \text{ W } ^\circ\text{C m}^3 \text{ s} \times 15 \\ ^\circ\text{C} &= 20,100 \text{ W m}^3 \text{ s} \end{aligned}$$

$$\begin{aligned} \text{total watts} &= 20,100 \text{ W m}^3 \text{ s} \times 1,000 \\ \text{m}^3/\text{s} &= 20,100,000 \text{ W} \end{aligned}$$

Since the continuous power output of tornadoes due to skin friction is considered to be in the range of 5 million watts for an EF1, up to 5 billion watts for an F5, 20 million watts is within range for an EF2+ tornado.

Confirmation that temperature, not centrifugal force, is the energy source in the debris cloud could be achieved with infrared videography from a distance, though catching a tornado in this rare condition with specialized instrumentation (even from a distance) would require a substantial storm-chasing effort (i.e., a lot of money).

[30. Dust Sheaths](#)

Sometimes tornadoes pull some or all of the debris cloud into a sheath that has a consistent diameter, no matter how high it extends. (See Figures 105~108. See the [video](#) associated with Figure 90 to watch a dust sheath forming.)



Figure 105. Condensation funnel, debris cloud, and dust sheath, courtesy [Arkansas Tech](#).



Figure 106. Condensation funnel and dust sheath, courtesy [Arkansas Tech](#).



Figure 107. Condensation funnel and dust sheath in southeast Colorado, credit Linda Lusk, courtesy [NCAR](#).



Figure 108. Condensation funnel and dust sheath in Lincoln County, NE, 2004-05-22, courtesy [NWS](#).

It has been proposed that dust sheaths are the result of particles of different masses getting centrifuged out of the vortex at different rates.¹⁵⁰ But tornadoes do not pull in any air above the ground level, so there is no force to selectively impede the centrifugal force. Therefore, large particles should be ejected rapidly, and small particles slowly, but there shouldn't be any concentration of particles, large or small, at any specific radius.

Electromagnetism can very definitely supply such a selective centripetal force, on the basis of the electric charge. But to understand how, we first have to identify the charges. In the section entitled "[Baseless Tornadoes](#)" we saw that a condensation funnel defines the extents of full neutralization. If the funnel does not reach the ground, the air at the base of the tornado still has a net positive charge. If we take a second look at Figures [105~108](#), we see that all of the tornadoes have condensation funnels that do not extend below the top of the dust sheaths. This means that the air inside the sheaths is still positively charged. In the section entitled "[Debris Clouds](#)" we saw that airborne dust has the charge of the Earth, which is negative. So we know that the dust sheath is negatively charged, and the air inside the sheath is positively charged. Hence there will be an electric field between them.

This field varies with the inverse of the square of the distance. As such, it exerts a centripetal force on the charged particulate matter similar to the centripetal force exerted by the low pressure on the gas molecules (which varies with the inverse of the square of the distance also).

So the dust will fall into a circular path at the radius at which the centripetal and centrifugal forces are equal, and this will always be at some distance from the center, as the centrifugal force is always greater nearer the center.

The difference is that the centripetal force generated by the electric field will also vary with the charge/mass ratio of the particle. Since we can't expect all of the dust to have precisely the same charge density, we still don't have an explanation for the distinct sheath.

Now if we recall that tornadoes do not pull in any air above the surface, we get our explanation. Because a tornado is a sealed pipe, with a centrifugal force emerging directly at the ground level that locks in the low pressure, the vortex simply *passes through* the air above the ground, without pulling any of it inward, and therefore without inducing any rotation in it. This produces a steep velocity gradient outside the vortex wall. When dust is ejected by its centrifugal force into this velocity drop-off, it rapidly loses its centrifugal force. Then it has no reason to move further from the center of rotation, resulting in a build-up of dust at the boundary between the vortex and the stationary air outside of it.

In this context, it makes sense that this phenomenon is most common in non-mesocyclonic tornadoes, where the tornado feeds into an updraft that isn't rotating. The air under a mesocyclone *is* rotating, so the velocity gradient outside the tornado isn't as steep. This means no sudden

drop in centrifugal force, and therefore, no accumulation of particles just outside the vortex wall.

It also makes sense that the condensation funnel is pointed, when in other cases (such as Figures [87~89](#)) we see truncated funnels. As the negatively charged dust is centrifuged outward, it pulls the most positively charged air molecules outward as well, leaving weaker charges in the center of the vortex. Where the net charge is the weakest, condensation forms first. So, if the charge neutralization at the ground level is not complete, we will not see condensation, even in the extreme low pressure there. Rather, condensation will form higher up. Typically the condensation funnel is truncated, but if there is a dust sheath, there will be a charge stratification inside the vortex, and the weakly charged water vapor in the center will condense first.

[31. Internal Downdrafts](#)

Another sort of core-and-sheath configuration is sometimes visible in waterspouts, where the core does not taper to a point, and the sheath doesn't fall apart when encountering the core — rather, the core maintains a consistent radius, and extends below the bottom of the sheath. (See Figures [75](#) and [89](#).) The difference is that the "sheath" isn't dust particles getting centrifuged out of the vortex — it's condensation in the vortex wall. As such, it isn't charged, so it doesn't need a charged core to keep it organized, and the viscosity of the air is sufficient to keep it in place.

But this doesn't mean that EM principles are not necessary to explain this phenomenon. The core-and-sheath configuration is not possible in fluid dynamics, since the pressure should be the same everywhere inside the vortex wall, because the pressure equalizes at the

speed of sound, and the velocities are sub-sonic. So there is no way for the pressure to be low enough for condensation in the vortex wall, then for that pressure deficit to relax, and then increase back to the dew point at the center of the vortex. Hence this has to be electromagnetic.

If the condensation funnel defines the extents of the neutralization, and if condensation is a better conductor than gaseous nitrogen, oxygen, or water vapor, the internal funnel reveals the electrical conduit through which the current flows. This *could* project all of the way to near the lower boundary before its excess negative charge would be scavenged by the positively charged inflow.

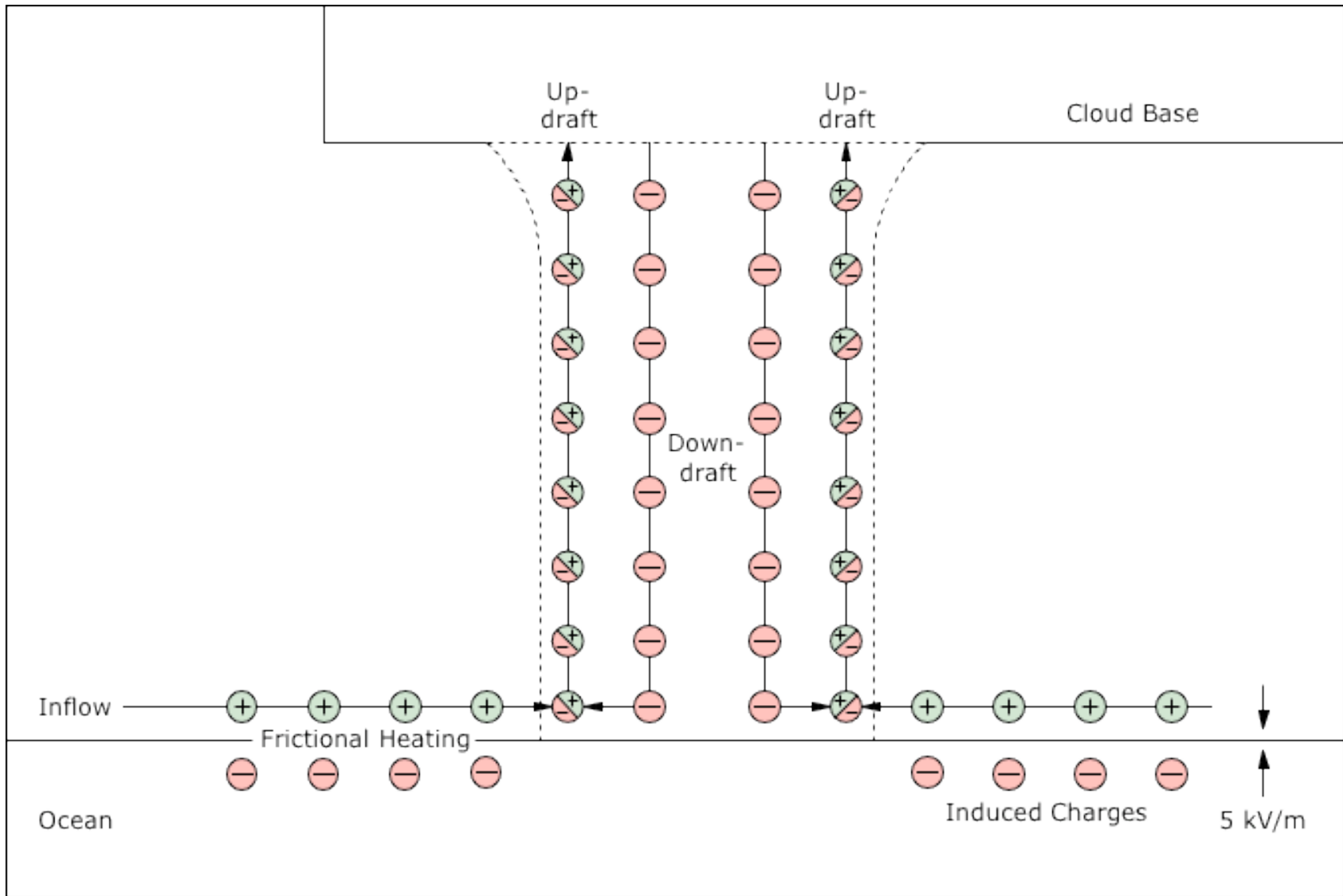


Figure 109. Charge streams in a waterspout (with the horizontal dimension exaggerated).

This is interesting because there is evidence of downdrafts inside tornadoes moving at 30 m/s or more,^{148,178} as represented schematically in Figure 110.

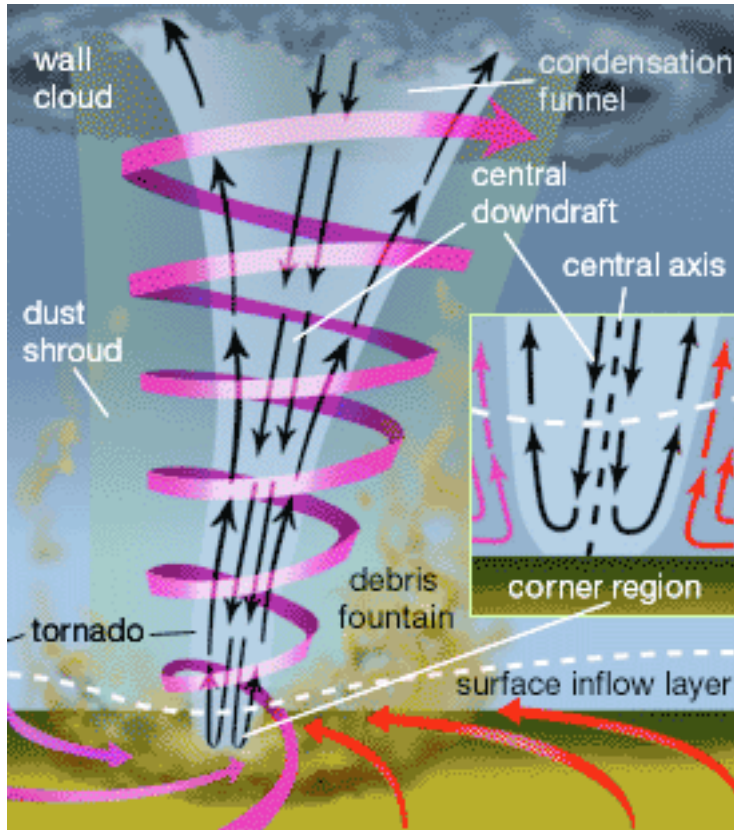


Figure 110. The Sullivan model, in which air flow descends from above and flows outward to meet a separate air flow that is converging radially.

Clearly, the energy source in such a flow field has to be at the base of the vortex, to motivate the reverse flow inside the vortex, and at the same time pull air inward along the ground. And the collision between the internal and external flows is the only way to get the sudden change in direction in the "corner region." The critical conversion can only be charge neutralization, releasing the thermal potential of the inflow. But the evidence of a *downdraft* inside the vortex suggests that it isn't just an electric current flowing from the main negative charge region inside the cloud, down to the positively charged inflow. Ohmic heating would rather drive an *updraft*. So the downdraft is more likely evidence of negative ions transporting the charge, not free electrons in a Townsend avalanche. These are harder to accelerate than free electrons, and the weak electric field shouldn't be capable of overpowering the buoyancy of air from higher altitudes. Downdrafts are only possible when evaporative cooling increases the density of the air. Yet this is precisely what we would expect if electrons are getting stripped to recombine with the positively charged inflow. The loss of electrons breaks the covalent bonds holding water particles together, forcing evaporation. The result is a heat exchange, with a corresponding downdraft. So near the base of the vortex, the core charge becomes increasingly positive, accelerating the air downward. When it hits the boundary, it splays outward, and collides with the far warmer inflow, which has been released from the boundary by neutralization, and is now rising.

32. Telluric Currents

In addition to the current flowing down through the tornado, there is also evidence of a current flowing through the ground.¹¹² The F4 tornado in Worcester, MA, on 1953-06-09, was detected from 150 km away on the basis of telluric currents.¹⁷⁹ This current appears to *coincide* with the tornado, so it would not be useful as a predictive mechanism, but might nevertheless be useful to confirm the presence of a tornado, and possibly even estimate the strength of it, which would be very valuable information to have in real time.

The direction of the current was not identified, but the EMHD model offers a suggestion. If there is an induced negative charge in the Earth, and if dust is being picked up by the tornado (by the low pressure and by the electrostatic attraction to the positively charged air flowing into the vortex), there will be a net loss of negative charge in the Earth due to the tornado. This means that more electrons will flow in from the environs, attracted to the positively charged air below the storm.

This agrees with electric field measurements near and *inside* the F4 tornado that struck Allison, TX, on 1995-06-08.³⁰ The strength of the electric field was an unimpressive 3 kV/m, but the researchers noted an interesting correlation between the electric fields and the incidence of lightning around the edge of the storm.

The electric field at the two instruments in the vortex relaxed to zero quickly after the

lightning flashes, whereas the electric field at nearby instruments outside the vortex did not relax quickly after the same lightning flashes.

Since it was an F4 tornado, it's safe to assume that it was kicking up a lot of dust, meaning that there would have been a telluric current, with electrons flowing toward the tornado. Assuming that the lightning strikes were "positive" (in which the strikes were between positive charges in the cloud and negative charges in the ground), the lightning would have cut off the supply of electrons toward the tornado. The absence of electrons would be the most apparent under the tornado, where negatively charged dust was still getting kicked up, depleting the supply. Hence the induced negative charge in the Earth would have disappeared briefly as a consequence of the lightning strikes. The electric field outside of the tornado would not have been altered, as the rapid shift in the current would not have left the Earth without any charge at all.

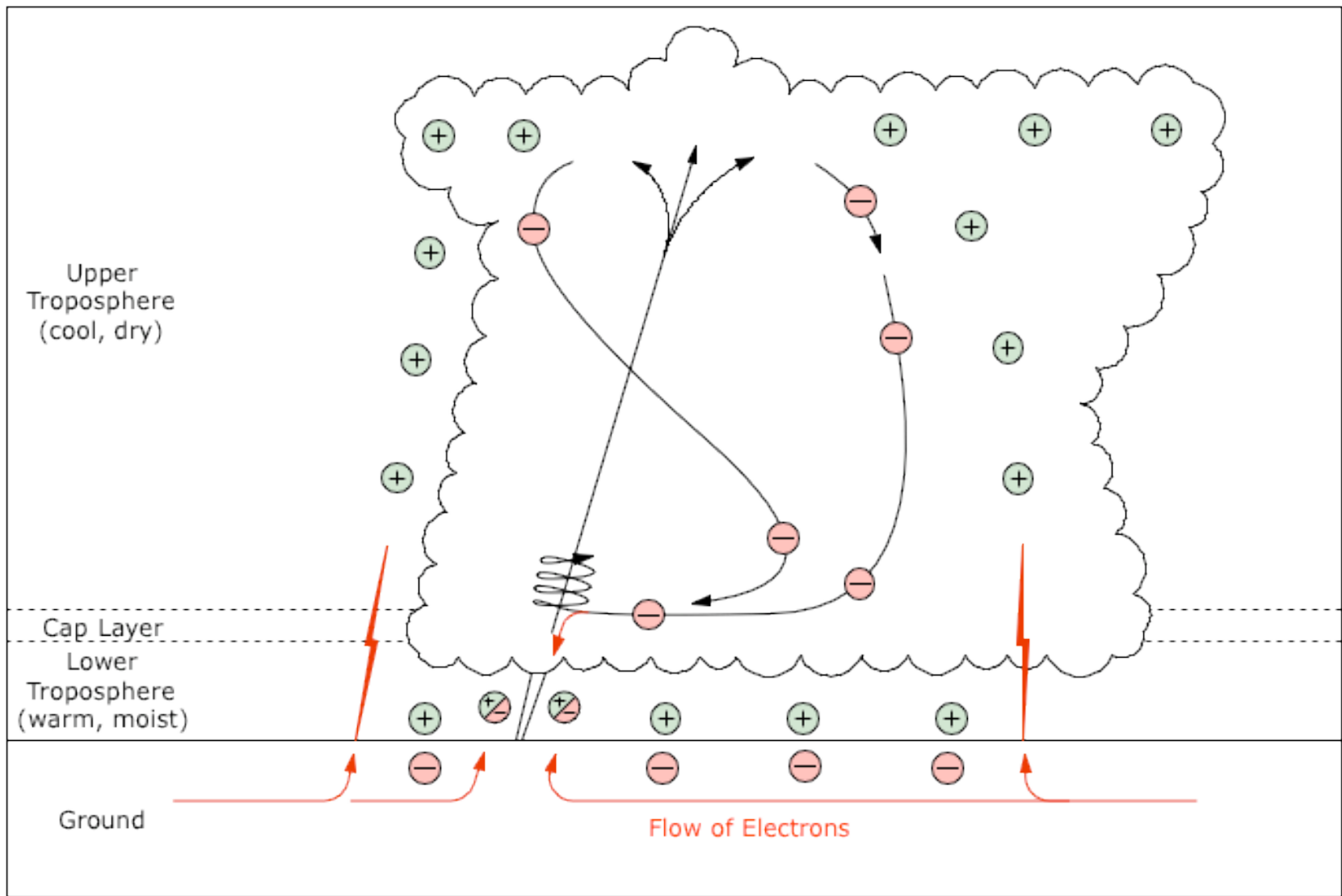


Figure 111. Hypothesized telluric currents under a tornadic thunderstorm.

[33. Tornadic Levitation](#)

Tornadoes are a type of suction vortex, and the general public has come to think of them as giant vacuum cleaner hoses that can pick up large objects in precisely the same manner as a household vacuum cleaner picks up small objects.^{[163](#),[180](#),[181](#)} Figure 112 is taken from a video that is frequently cited as an example of the "suction power" of a tornado.



Figure 112. Cars picked up by tornado in Leighton, AL, 2008-05-08, courtesy S&M Equipment Company. [Click the image to watch the associated video.](#)

But it's naïve to think that a typical suction vortex has lines of motion capable of producing such levitation. For a suction vortex to bind effectively to a boundary, the swirl ratio has to be > 1 , meaning more rotation than elevation.



Figure 113. Suction vortex with roughly a 2:1 swirl ratio, courtesy [Reel EFX, Inc.](#) (To mimic a tornado with a narrow base, dust is being released just at the very center of the vortex.)

Both the tangential and the vertical velocities will accelerate objects in the flow field, at a rate that varies directly with the skin friction and inversely with the mass. But the tangential velocity doesn't have to overcome gravity, and if it is greater than the vertical velocity anyway, the tangential acceleration will be far greater than the levitation. Yet we can clearly see in the video associated with Figure [112](#) that the cars were picked straight up.

This is clear proof that the lines of motion in a tornadic vortex are fundamentally different from those in a standard suction vortex. Inside the vortex, the air shoots straight up, forgetting its angular momentum, just like the air in the debris cloud (if present), and for the same reason. The strong vertical velocity can only be evidence of a powerful energy conversion near the ground, which can only be thermal buoyancy released from an electrostatic attraction to the ground.

This upward acceleration helps account for the fact that 75 m/s winds in a tornado do the same degree of damage as 100 m/s straight-line winds. The standard explanation for the difference is that a suction vortex can straddle a building, creating a twisting force that combines with the low pressure above the roof to create unusual stresses.¹⁷² (See Figure [114](#).) This would be reasonable if tornadoes actually straddled objects in the flow field like a suction vortex, which they do not. In reality, the "unusual stresses" are more probably the result of an updraft that begins at the ground level. The downward force of gravity adds strength to the walls of a

building. If that force is relieved when the building is subjected to a powerful updraft, the walls will fail with less lateral force. This means that buildings should be engineered to withstand 75 m/s vertical winds instead of 100 m/s straight-line winds.

In a more general sense, it's instructive to note that tornadoes are rated by the degree of damage, not the speed of the winds. In the early days of tornado research, when usable tornado videos were rare, the degree of damage, measured after the fact, was the only information that meteorologists had. But even when high-quality videos are available, meteorologists generally won't bother doing the photogrammetry to determine the speed of the winds, because this isn't directly related to the degree of damage. Yet within the EMHD model, studying the discrepancy would be useful, as it is a measure of the degree of electrification.

In addition to the effects of an updraft in or near the vortex, there is another type of "levitation" that sometimes occurs at some distance from the vortex. Scientists have not applied any critical scrutiny to these reports, and the common "explanation" is flatly absurd. A tornado was nearby; tornadoes are suction vortices; things were picked up; any questions? Yet outside of the vortex, the lines of motion are parallel to the ground. So the vertical motion in or near the vortex would be irrelevant, even if the conventional framework could explain it. A critical treatment of the topic requires that we explain how objects are picked up just with horizontal air motion.

For example, during the tornado that hit La Plata, MD, on April 28, 2002, a bus with 30 people aboard was lifted off the ground, kept suspended in air for several seconds, and then set back down *on the wheels*. While some of the passengers had been injured by flying debris coming through the broken-out windows during the high wind speeds *before* the levitation, no one was injured by the impact of the bus coming back down after being picked up.

Here's a similar [report](#), again from Maryland, this time from Steve Tracton, Ph.D. (meteorology):

In 1995, I was in my car one night, patiently waiting the opportunity to turn from a driveway onto a street in Temple Hills, MD, when seemingly out of nowhere the wind increased to what I perceived as hurricane strength. Needless to say, I was totally surprised and scared beyond belief when my car rose at least two feet off the ground. Fortunately, the wind decreased as rapidly as it had increased, and my car settled back down on the driveway.

The same kind of thing happened on 2013-05-31 to Terri Black, 51, a teacher's assistant in Moore, OK, as reported by the [Associated Press](#).

My car was actually lifted off the road and then set back down. The trees were leaning literally to the ground. The rain was coming

down horizontally in front of my car. Big blue trash cans were being tossed around like a piece of paper in the wind.

Here is another eyewitness report of a car being picked up by a tornado, and a photo of the results.

The man in the house near us was very lucky. He was in the yard and was hanging on for dear life and watched his car raise about 5 feet in the air and float for a few feet toward his house. The car then was gently lowered on his fence and it tilted on its side and was gently lowered to the ground. His house was not touched and he was next to the car and was not harmed. He was hanging on that corner post that you see with the brace on it.



Figure 115. Damage from tornado in Zaria Svobodi, Russia, 2009-06-13, courtesy [Kyle and Svet Keeton](#).

When further questioned on how the car came to rest in this position, the eyewitness elaborated:¹⁸²

The car actually floated after the main body of the tornado passed over head and was out of sight. The winds were still strong but I was watching the car as was the man who owned the car. The wind damage was done and the car just gently lowered onto the fence. It did not crash to the ground. The

fence held the car side up and the car tipped then gently lowered on its side.

Yes, slight damage but the car was uprighted after the fence removed and driven away. No dents except slight impressions from rocks and such as it laid on its side...

There is no question that a car can become airborne in crosswinds above 60 m/s, which is in the EF2 range.¹⁸³ (See [this video](#) for an example.) Contrary to popular belief, it is not the Bernoulli Effect that can lift a car with low pressure above it. Rather, when air broadsides a car, some of it gets forced underneath, and the high pressure below the car is the force that lifts it up. But once off the ground, the car is then rapidly accelerated in the direction of the wind, and hits the ground (for the first time at least) 5 m or more away. Furthermore, the car will be picked up at or before the peak wind speed has been achieved. Yet these vehicles were picked up *after* the winds had begun to subside, and once picked up, they *hovered* for a while before "settling back down." Lateral winds are not capable of such effects.

Here's another example, again from Russia. It's clear that the truck had been exposed to high winds, since the damage to the truck body would have been caused by flying debris. But it's also clear that the truck was not rolled by the high winds. So it was picked up and kept upright, and then set on the car. In winds strong enough to pick up the truck, why didn't the truck get rolled? And

how could the lateral acceleration be so slight as to allow the truck to come to rest teetering on the car like this?



Figure 116. Damage from F3 tornado in Krasnozavodsk, Russia, 2009-06-03, courtesy [English Russia](#).

There are also confirmed reports of people being picked up by tornadoes, and sometimes carried for some distance, and then set back down *gently enough that they were relatively unharmed*. The longest confirmed distance that a tornado carried a person who survived was 400 m.¹⁸⁴ The person suffered no injuries when hitting the ground. A critical analysis reveals that a fluid dynamic

explanation is just not possible. A human body simply isn't an aerodynamic shape, and even at the maximum near-ground wind speeds in a tornado (~ 100 m/s), it will not generate lift in excess of the force of gravity. So like cars, the only way that a human body can be lifted by wind is if there is a small gap between the object and the ground into which high-pressure air can be forced. But once the object is lifted, the high pressure is relieved, and the object falls back down. Near the ground, it is slightly cushioned by air flowing under it, but as the drag force accelerates the object, asymptotically approaching the speed of the air, the cushioning effect diminishes, and the object hits the ground. On bouncing, the process repeats, as the gap is filled with high-pressure air that lifts the object again. This is a well-known process called saltation, resulting in the object "skipping" across the ground. There are no statistics for the skipping distance of a saltating human body, but since objects such as cars, with shapes more prone to it than human bodies, typically travel no more than 5 m before hitting the ground, we can use that as an upper limit. In a distance of 400 m, hitting the ground every 5 m would mean 80 bounces. Yet in the case cited above, the person was airborne for the entire 400 m, which is way out of range for saltation.

And then there have been cases where entire houses have been picked up and carried, and then set back down, damaged but still relatively intact. The anomalous aspect of this is not that an object as big as a house could be picked up. Houses are mainly empty space, with plenty of surface area upon which the winds can exert force. But

houses simply are not built in such a way that they can be picked up, except from underneath, without falling apart. Without being able to get underneath the house to pick it up, the only other way to generate the necessary uplift without destroying the house is with a force that can act upon the entire mass at once. There are only two such forces in nature operative at this scale – gravity and electromagnetism. It's not gravity, because the houses were picked *up*. That leaves electromagnetism.

The EMHD model asserts that the tornadic inflow is positively charged, and the surface of the Earth has an induced negative charge. This means that particulate matter from the surface that is getting blown in the wind will be negatively charged. Objects exposed to the tornadic inflow (such as people, cars, etc.) will be sandblasted with this particulate matter, and will therefore develop a net negative charge. The objects will then be attracted by the electric force to the positively charged air around them. Since there is more air above them than below them, the net force will be upward. And since electromagnetism is 39 orders of magnitude more powerful than gravity, even an extremely small EM force can be the determining factor. Also, if the strongest positive charge in the storm is in the RFD, objects will be subjected to the most powerful uplifting force *after* the tornado passes.

Figure 117 shows a house that was picked up and moved by winds that were rated EF2 (because of the removal of the roof), but the car in the garage was left untouched.

This is anomalous because EF2 winds are capable of blowing cars off of roads, or even picking them up.¹⁸³



Figure 117. House relocated by the EF5 tornado in Greensburg, KS, 2007-05-04, courtesy [Tim Marshall](#).

It's possible that the house lost its roof in the EF2 winds, but it was not the lateral winds that picked up the house and moved it. Rather, the house was subjected to triboelectric charging as the tornado passed overhead, and then after the winds subsided, the house was picked up and set back down 20 meters away by the electric force. The car inside the garage was shielded from triboelectric charging during the strongest winds, so it did not experience the same uplifting force later.

We should now take an even closer look at the most anomalous cases — the ones in which the objects actually *hovered*. The reports are consistent in asserting that the fastest winds had already passed, and the eyewitnesses guessed the wind speeds at something like 30 m/s when the objects started "floating." Such winds are clearly insufficient to levitate the objects, and this section presents the more plausible explanation, that the electric force was at work. Yet even in 30 m/s winds, we still wouldn't expect objects to *hover* — the drag force should have accelerated the objects in the direction of the wind. For example, when Dr. Tracton's car was picked up at least two feet off the driveway, there shouldn't have been a way for it to "settle back down" onto the same driveway. (Watch the videos of cars being picked up by high wind speeds.) The car should have hit (first) at least 5 m off the driveway, and Dr. Tracton probably wouldn't have lived to tell the story.

If we consider the conditions in which this will happen, we find the answer. The objects were subjected to triboelectric charging as the tornado passed by. *Then* they

were levitated. This means that they were then between the RFD and the tornado. There the winds will be traveling from the RFD toward the tornado, and we expect any object levitated in that air to be accelerated in the direction of the winds, toward the tornado. This proves that there has to be a force pushing the objects away from the tornado and/or pulling them toward the RFD. And that force can only be the electric force.

So far, we have considered a positive space charge above the conducting Earth, generating an electric field with lines of force oriented vertically. But if the RFD is the primary source of positive charge, the lines of electric force would not have been straight up. If we look at Figure 81, and assume that the entire RFD is positively charged, and then consider the force exerted on a negatively charged object halfway between the RFD and the tornado, we see that the net force will be angled upward, toward the main body of charge in the RFD. (See Figure 118. Note that while electric lines of force intersect a plane conductor perpendicular to it, the Earth is only an excellent conductor below the water table, and the soil above the water table could be a good or fair conductor. So the lines of force will not be perpendicular to the surface, but rather, to the water table, which could be several meters below the surface.) Furthermore, the nearby tornado has a higher conductivity than the surrounding air, which also attracts the lines of electric force.

So while the wind will be blowing toward the tornado, the electric force will be upward and back toward the

RFD, the net result of which *could be* no net lateral acceleration. It would be a rare case indeed that the forces happened to be perfectly matched. And so it is in fact. Nevertheless, this is the only way that hovering in 30 m/s winds is possible.

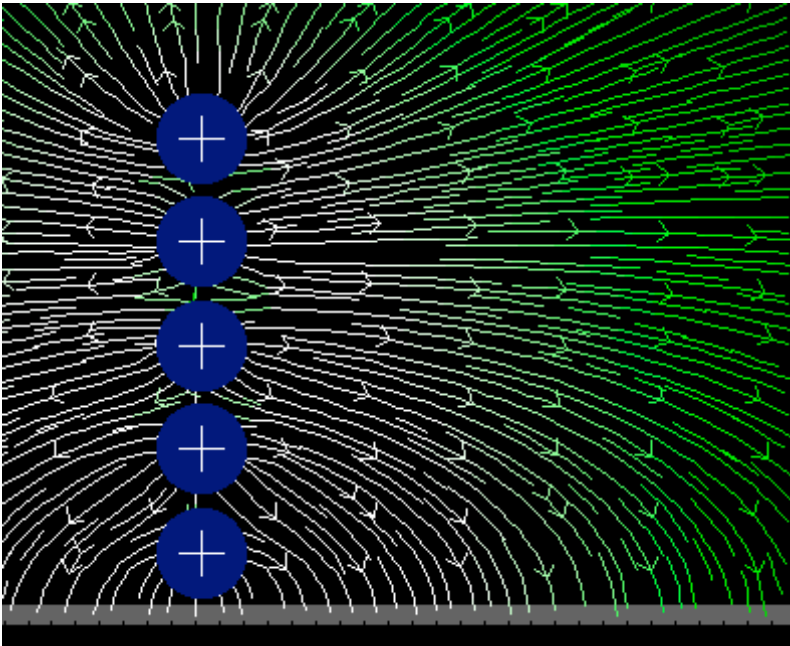


Figure 118. Stack of positive charges above a solid conductor. Electrostatics applet by [Paul Falstad](#).

34. Exploding Houses

Eyewitnesses to the destruction of houses by tornadoes frequently claim that the houses "explode" upward and outward. The following is a quote from [UCAR](#) on the topic.

Scientists once thought that you should open your windows during a tornado. The thinking behind this was that the extreme low pressure in a tornado would cause the air in your house to explode. Opening your windows would let the air expand without damaging your house. As it turns out, houses aren't as sealed as they thought so the air would have no problem getting out.

That much is true. But the quote goes on to say:

It turns out that the strong winds associated with a tornado can lift the roof off a house. Without the support of the roof, the walls are blown down and they fall outward. The roof may be dropped back on the rubble or some place nearby. This gives the impression that the house exploded.

Are we really to believe that the walls will simply "fall outward" because there is nothing tying them together at the top? All other factors being the same, a vertical wall experiences no horizontal force. 30 m/s winds will easily blow down an unbraced wall. And the wall will fall in

the direction of the winds. In winds sufficient to tear the roof off a house (50~60 m/s), it is not physically possible for an unbraced wall to fall down *against the wind*.

More problematic is the fact that the roofs are, indeed, lifted straight up, and then can sometimes fall straight back down, or land nearby. The standard explanation for the uplift is a set of forces known collectively as the Bernoulli Principle,^{185,186} but which is ignorant of simple fluid dynamic principles, and of the context in which they are instantiated. First, even if the gable roof did not have eaves, the sharp edge at the peak of the roof will produce an eddy on the leeward side that will eliminate the possibility of aerodynamic uplift. (See Figure 119.)

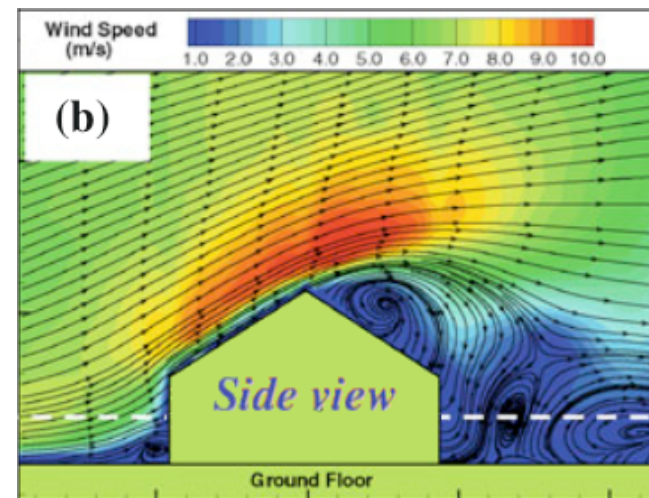


Figure 119. Airflow over a gable roof without eaves, courtesy [Hui Hu, Zifeng Yang, Partha Sarkar and Fred Haan](#).

In reality, gable roofs always have eaves, and if these are taken into account, the shape of the roof doesn't even matter. In an EF1 tornado, the winds only do shingle damage near the peak. (See Figure 120.) In an EF2+ tornado capable of removing the roof, the upper surface is actually in an eddy (not shown) with pressure near ambient. This means that the force that tears off the roof can only be high pressure under the eave. The roof is then peeled back, like the lid of a sardine can, and it is to be found nearby, upside-down, and with most of the shingles still attached (except near the peak).

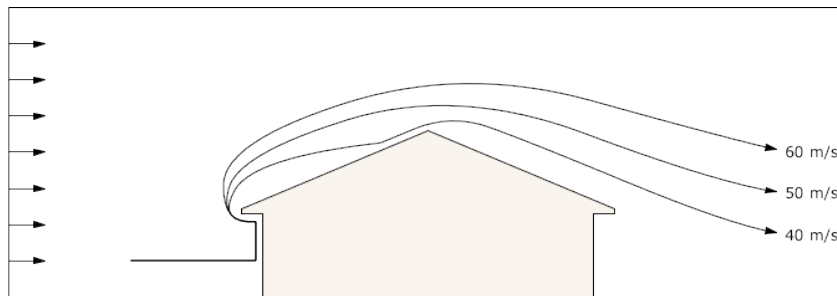


Figure 120. Airflow over a gable roof with eaves, given 3 different base rates.

This leaves us without an explanation for roofs getting lifted straight up and falling straight back down. If it's not aerodynamics, the only other possibility is that it's

the electric force. If so, there are two possible signs of charge that could be at work, and there aren't enough data to distinguish between the two. It's also possible that *either* sign of charge could dominate, for different reasons, and that some of the distinctive behaviors are evidence of which sign was present.

First, it's possible that the house becomes negatively charged, by getting sandblasted with negatively charged particulate matter, or by ingesting such particles through broken-out windows. Once the house develops a negative charge, it will be attracted to the positive charge aloft. This is the more likely explanation if the entire house gets levitated (as discussed in the previous section). It might also explain cases in which just the roof was picked up, which then hovered until flipping over, releasing a cloud of dust. The suggestion here is that the dust was negatively charged, and as such, it exerted an upward force on the roof, and kept the roof suspended in the air until the roof flipped over.

The other possibility is that the house becomes positively charged. If there is little or no dust in the tornadic inflow, the space charge of the air itself will dominate. As the positively charged air flows through, around, and over the house, it pulls electrons out of the house, leaving it positively charged. In this case, the electric force that would cause the "explosion" would simply be the electrostatic repulsion of each piece of the house from each other piece. If the structure fails, the pieces will be accelerated upward and outward (simply *away* from each other), and then they will fall to the ground.

One of the implications of a positively charged house is that it will be structurally weaker. Ionization loosens the covalent bonds that give solids their strength. So the factors acting on the house might include all of the following:

- lateral and/or vertical aerodynamic force,
- electrostatic repulsion, and
- weakened structural beams, posts, and fasteners.

This might also help explain why building materials (such as lumber) seem to "disintegrate" under the force of a tornado, to a degree that cannot be explained simply by the force of the winds. Some damage assessments have explicitly mentioned the surprisingly small size to which everything was reduced. This would make more sense if all of it had a strong positive charge, and therefore did not have its normal strength.

Another observation that might be related comes from the "Thunderstorm Project" (1946-1949), in which pilots flew WWII fighters fitted with weather instruments into thunderstorms. One pilot reported that the interior of the storm suddenly changed from jet black to bright yellow, accompanied by constant electrical activity. At the same time, personnel on the ground observed a tornado descending from the wall cloud that had formed. When the pilot returned to base and the plane was inspected, it was found that rivet heads had been peeled off of the wings. Interestingly, the pilot did not report experiencing G forces sufficient to cause such damage.^{187,188}

The bright yellow color can only be reasonably explained as a glow discharge in highly ionized air. (See Figure 56 for the emission spectra of hydrogen, nitrogen, and oxygen.) Other reports of cavernous voids inside thunderstorms suggest that this was not a fluke, while the colors are more typically blue~green, which would be emissions from ionized nitrogen and/or water molecules. In the EMHD model, positive double-layers build up around recirculating negative charge streams. Being positively charged, the water content will be entirely gaseous, explaining the emptiness in the middle of a storm. A positive double-layer on the *inside* of the recirculation could be especially charged, and could support a glow discharge between it and the negative charge stream around it. And flying through air with a strong positive charge could have resulted in rivet heads being weakened.

There have also been numerous cases of unusual combinations of strength and weakness in the collisions of objects in tornadoes. Some of these are easily explained away. Figure 121 is frequently cited in cult literature as an example of the bizarre things that a tornado can do. It is easy to understand how a projectile moving at 100 m/s could penetrate wood. The hard part is understanding why the vinyl didn't shatter.



Figure 121. A phonograph record blown into a telephone pole, courtesy [NOAA](#).

It is somewhat more plausible to assume that the record did not get driven into the windward side of the pole, but rather, into the leeward side. With 100 m/s winds against the pole, it would have been leaning, and this means that cracks in the wood (clearly visible in the photograph) would have opened up on the leeward side. Airborne debris could then fall in behind the pole,

trapped in the eddy downwind of it, and then be drawn toward the pole. A piece of debris could then happen to get wedged gently into one of the cracks in the wood. After the winds subsided, the pole would have straightened up again, closing the cracks, and then gripping the debris tightly.

Other cases are harder to explain away, such as the board that was rammed through another board in Figure 122, and [pieces of straw](#) that were driven into telephone poles.



Figure 122. Damage from the Tri-State Tornado, 1925-03-18, courtesy [NOAA](#).

Some of these cases are explicable just with Newtonian forces, but *all* of them become far easier to understand if the objects in question had been ionized.

To summarize this and the previous section, we can expect shorter objects (such as people and cars) in the tornadic inflow to become negatively charged as they get sandblasted with saltating particulate matter. They will then become candidates for levitation. Taller objects (such as houses) might be more prone to positive charges, where the ionization, combined with aerodynamic forces, compromise their structural integrity, in which case they will appear to "explode."

[35. Undulating Tornadoes](#)

Tornadoes are famous for the wide variety of forms that they can take, and for how fast they can change. Especially in the "rope" stage, a tornado can even achieve a horseshoe shape, where the vortex goes up, back down some, then back up again and into the cloud.



Figure 123. Rope tornado in Laramie County, WY, 1990-05-24, courtesy [Stephen Hodanish](#).



Figure 124. Rope tornado near Lawrence, NE, 2004-05-24, courtesy [NC911](#).

This doesn't *seem* to be problematic for the thermodynamic regime, as a suction vortex is easily capable of dramatic undulations. For example, see Figure [62](#). But that isn't a bottleneck vortex, as in Figure [99](#), where there is an extreme low pressure at the lower boundary. Laboratory experiments with bottleneck vortices have never produced such undulations, because both ends of the vortex are firmly attached to something, and any force that would lengthen the vortex would have to further decrease the pressure in the core. So the low

pressure keeps the vortex perfectly straight, like a tight rubber band. We would expect bottleneck vortexes in nature (i.e., tornadoes) to behave the same way – even rope tornadoes, which can still do F5 damage.¹⁸⁹

To understand how these undulations could be possible, we first have to acknowledge that a tornado is really only attached firmly to the extreme low pressure at the ground. So there isn't an extreme low pressure running through the entire tornado, where undulations would further reduce the pressure throughout, as if it was a sealed pipe, with a fixed volume/pressure ratio. Consider, for example, tornadoes in which the laminar flow at the base gives way to turbulence (such as in Figure 96). It would be more correct to say that the energy conversion is at the ground level (where the neutralization of electric charges enables thermal potential to become kinetic), and that the upper portion of the tornado is just the exhaust from the energy conversion at the ground level. We can expect the air to rise more or less vertically for the first several hundred meters, until it has reached the altitude prescribed by its temperature, which we expect to be 10~20 °C above ambient. From there, it will head for the lowest pressure inside the cloud, but might actually travel more or less horizontally at the equilibrium altitude to get there.

As an interesting sidenote, there were a couple of tornado tour groups who witnessed the event in Figure 124. Randall Oliver made a [video](#) of the tornado, and here is his description:¹⁹⁰

As the tube snaked down and out horizontally from the original wall cloud, and then made the 90° bend toward the ground, at the bend there was another wall cloud, while the tornado was still attached to the original wall cloud about 1/2 mile horizontally to the north. No one that I know has ever seen this phenomenon before.

Two wall clouds mean two updrafts, an atypical but nevertheless well-known phenomenon. But for a tornado to start at the ground under one, and then cut across the inflow to that updraft, travel 1/2 mile, and then enter the cloud in another updraft, is unique. It is also completely outside the principles of fluid dynamics. The low pressure core of one updraft is not going to cut through the isobars to get into the core of another low pressure. This is clear (albeit unique) evidence of *another force* that is not fluid dynamic, and that is robust enough to maintain an organized structure, in rare cases *in spite of* fluid dynamic forces. That can only be an electron stream flowing through the conductivity of the vortex to get to the positively charged air at the ground.

[36. Multiple Vortexes](#)

Occasionally, more than one tornado descends from the same mesocyclone. Sometimes there is one central tornado, and one or more satellite vortexes. In rare cases, twin tornadoes of relatively equal strength form.¹⁹¹

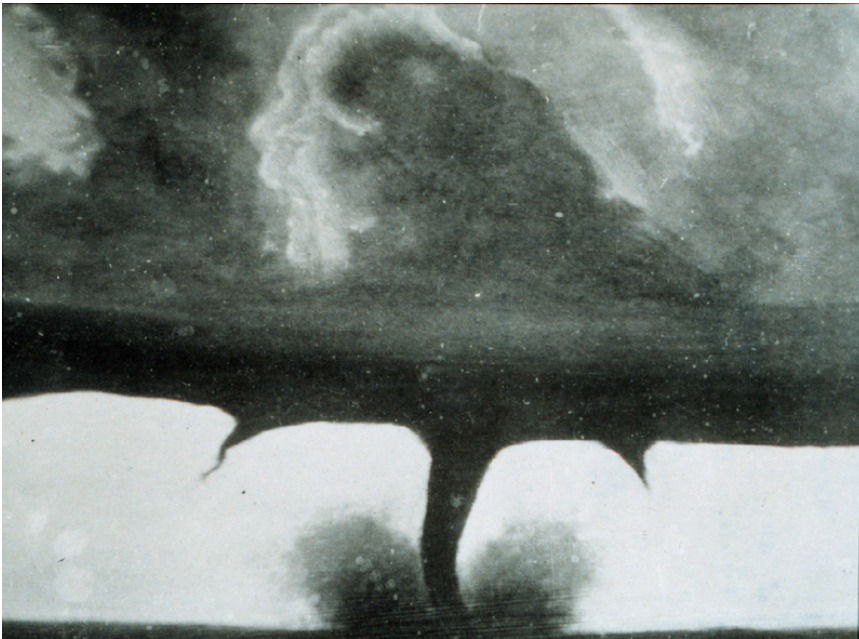


Figure 125. The 2nd oldest known photograph of a tornado, showing a central vortex and two satellites, southwest of Howard, SD, 1884-08-29, credit F. N. Robinson, courtesy [NOAA](#).



Figure 126. Twin tornadoes that did F4 damage in Dunlap, IN, 1965-04-11, courtesy [Paul Huffman](#).

Multiple concurrent vortexes are not terribly unusual in fluid dynamics. But multiple, extremely powerful, *steady-state* vortexes, close to each other, are somewhat more difficult to understand. If nature hates a vacuum, then nature *really* hates two of them close together that refuse to merge into a unified low pressure system. The pressure gradients around vortexes radiate in all

directions, and between two vortices, the pressure will be twice as low. This will pull the vortices together, and they will merge. (This is known as the "Fujiwhara effect.") So the twin tornado configuration is the toughest to understand.

It might be significant to note that the rare steady-state twin tornadoes have all been F4s. As bottleneck vortices, each F4 tornado is expending billions of watts fighting skin friction on the ground. Since skin friction varies with the square of the velocity, combining both F4 tornadoes into one (F?) tornado would have required far more power to move the same amount of air. So there might be a threshold above which the bottleneck vortex is more stable in the twin configuration, and there might never be an F6 tornado — anything above an F5 will split into two F4s.

37. Eccentric Sub-vortexes

A study of the damage paths of extremely powerful tornadoes reveals that the damage is not distributed evenly within the tornado, but rather, is focused in a far smaller area, sometimes in the center of the tornado, and sometimes in a path that meanders within the width of the funnel cloud.^{192,193} In other words, an F5 tornado might be over 2 km wide, but the extent of the F5 damage might be less than 500 m wide. (See Figure 45 for an example.) Figure 127 shows a similar pattern. (Note that in the center of the damage path, there wasn't anything left by which the wind speeds could be gauged – the engineers could only guess that the winds had to be in the EF 4~6 range to cause such complete destruction.)

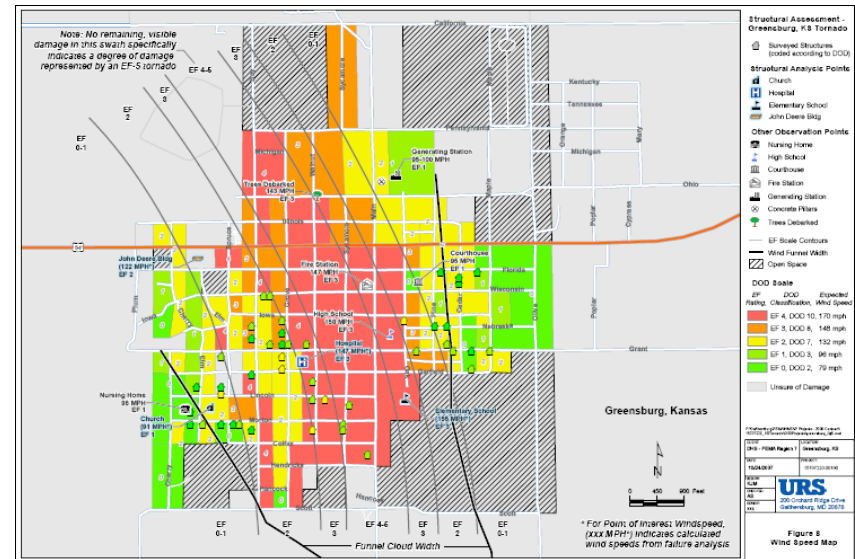


Figure 127. Damage path in Greensburg, KS, 2007-05-04, courtesy [FEMA](#).

Doppler radar studies have clearly shown that tornadoes can have eccentric sub-vortexes.¹⁵¹ (See Figure 128.) Some researchers believe that the most extreme damage is done by the sub-vortexes. This would explain why a tornado might totally destroy one house, and spare the house next to it, even though both houses were definitely fully inside the same funnel cloud.

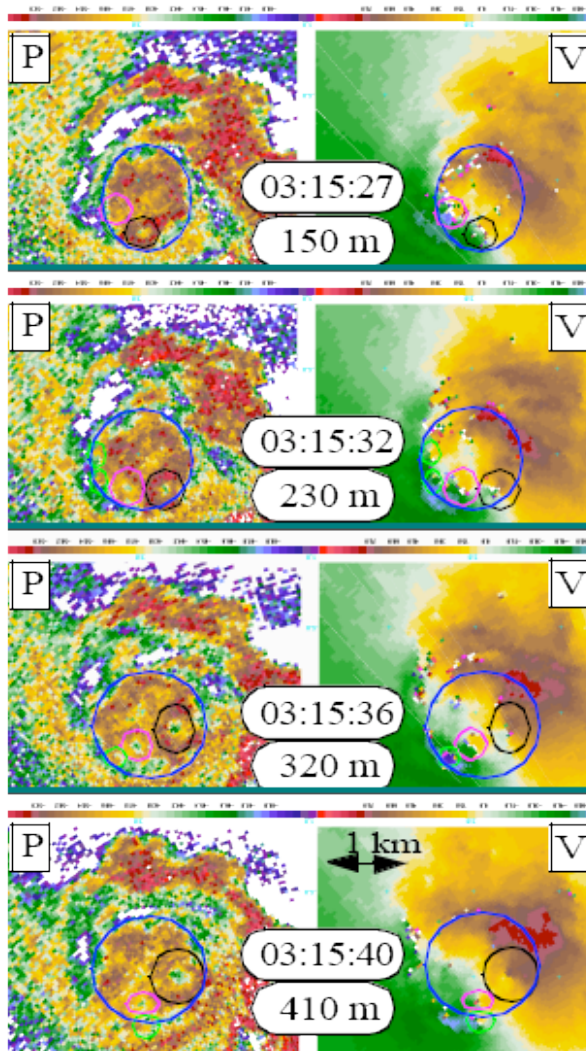


Figure 128. Inner vortices, 1999-05-03, courtesy [Joshua Wurman](#). (P = reflectivity, V = velocity.)

If the sub-vortex is more powerful than the main vortex, then we have a non-continuous pressure gradient inside another pressure gradient, which doesn't make sense. This constitutes rigorous proof that there are two sets of factors producing these vortices. So what are they?

We already have the answer, because we have already identified two different flow fields under a supercell, caused by two different sets of factors. There is a flow field associated with the mesocyclone, and there is a separate flow field associated with the tornado. And the tornado occurs *inside* the context of the mesocyclone's flow field. It's possible that the main vortex is the inflow to the mesocyclone, which has descended and grown so powerful that it becomes airlocked at the lower boundary. The large volume of air flowing into the mesocyclone, at a slower rate, results in an extremely wide vortex (over 2 km), but relatively weak winds (EF2 or below).

Yet before the mesocyclone "descended," the tornado (to become the sub-vortex) was already established. The extreme low pressure inside *that* vortex makes it the best conduit for the flow of electrons down from the cloud, and this conduit persists. The reason is that it is maintained by mutually-enhancing factors. The lower the pressure, the greater the electric current, and the more current, the more buoyant the air, which further decreases the pressure. When the mesocyclone "descends" and latches onto the ground, the air supply to the sub-vortex is restricted. This further decreases the pressure inside the sub-vortex, making it an even better

conduit, resulting in more complete charge neutralization, and the most extreme energy release possible inside the sub-vortex.

So the air flows in from all around. Any air that isn't charged, or is weakly charged, can flow up into the (mesocyclonic) outer vortex. The more highly charged air still refuses to break away from the ground, and flows into the sub-vortex, where it gets neutralized and sucked up into the sub-vortex. Air that finally gets into the sub-vortex was pre-heated as it flowed toward the main vortex, re-heated as it slid under the main vortex wall, and heated some more on its way into the sub-vortex. Complete charge neutralization inside the sub-vortex then results in an instantaneous release of all of that thermal energy.

38. Polarity Reversals

Somewhere in the range of 85%~95% of all cloud-to-ground lightning is "negative," wherein the discharge is between a negative pole in the cloud and a positive pole in the ground.¹⁹⁴ This is easy to understand, since the main negative charge region is lower in the cloud (and therefore closer to the ground) than the main positive region, hence an arc discharge can occur with less voltage, so it happens more frequently. Lightning from the main positive charge region at the top of the cloud down to the ground requires upward of 100 million volts to initiate an arc discharge, so it is a bit more rare.

This does not mean that all positive strikes *have* to come from the upper portion of the cloud. Weaker positive charge regions can develop lower in the cloud, resulting in positive strikes with less voltage. But usually, the lower positive regions are too weak to initiate lightning, and negative strikes dominate the statistics.

The interesting thing about supercells is that they develop as "normal" thunderstorms, with a negative charge in the middle of the cloud inducing a positive charge in the Earth. Then typically there is a polarity reversal as the storm enters the tornadic phase, and the charge aloft becomes positive, with an induced negative charge in the Earth. The CG lightning issued during this phase is predominantly (or even exclusively) positive.^{133,195,196} Shortly after the tornado ropes out, the polarity reverses again, back to the "normal" configuration.

This is anomalous because we can clearly see the internal structure of the storm on Doppler radar, and there is no change in storm structure that accompanies these polarity reversals. This might sound trivial, but it is not. While protons and electrons have exactly the same amount of charge (though opposite in sign), they have very different *physical* characteristics. In a thunderstorm, negative charges are found mostly in hail and to a lesser extent in large raindrops, while positive charges are carried by microscopic ice crystals, supercooled aerosols, and by nitrogen and oxygen molecules that collide with positively charged water molecules. Since hail is the best radar reflector in the storm, with large raindrops being good reflectors, and since these are the primary negative charge carriers, we should expect the negative charge regions to correspond roughly to what we see on radar.^{133,134,135} The significance of this is that a polarity reversal *should* be accompanied by a visible change in the storm structure on radar, but it is not.

In the standard model, this is not a solvable problem, because all of the electric charges are assumed to be in the cloud, carried by water molecules. No existing construct asserts that the air between the cloud and the ground might be bearing a powerful electric charge. Hence the polarity reversal, without a corresponding change in Doppler radar, is inexplicable.

The more reasonable interpretation is that if the radar data are telling us that the main negative charge region is still there, its charge is still there too. If the perceived electric field at the surface inverts, then a positive

double-layer has come between us and the negative charge region. Hence the combination of the radar and electric field data constitute one of the proofs that during the tornadic phase, the air below the cloud is bearing a strong positive charge. When this double-layer dissipates, the tornado ropes out, and the polarity returns to normal (showing a negative charge aloft).

39. Lightning Holes

The "lightning hole" was mentioned earlier, and an example is clearly visible in Figure 72. While the "hole" is not absolute, and lightning *does* occur within this region, there is typically a 50~70% reduction in lightning strikes.^{117,118,119,120} Figure 129 shows the typical time frame in which the reduction occurs.

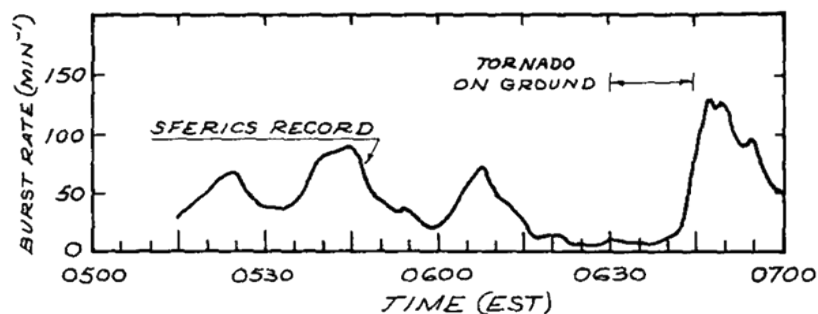


Figure 129. Reduced lightning strike rate before and during the tornadic phase of a storm in Atlanta, GA, 1975-03-24, courtesy [Georgia Tech](#).

The absence of lightning coincides with the polarity reversal (as mentioned in the previous section). "Normal" thunderstorms and developing supercells typically show a negative charge aloft, with an average field density of 10~15 kV/m. In the polarity reversal, this relaxes to zero and then climbs slightly up the positive scale, stabilizing

at 3~5 kV/m. While the inversion persists, the field density stays low, and there is a distinct reduction in the lightning rate.

In the standard model this makes sense, as the cloud base is thought to switch to a weak positive charge during the tornadic phase, when the weak field supports less CG lightning. But the EMHD model maintains that the cloud is negatively charged the whole time, while during the tornadic phase, a positive double-layer shields the negative charge in the cloud from instrumentation near the ground. The main field is then between matched positive and negative charges aloft. (See Figure 73.) Still, the positive double-layer is closer to the ground, so the Earth gets an induced negative charge, and near the ground we measure an "inverted" field, where the charge aloft is positive. The field is weak, but that's just because we're only measuring the field between the outside of a shielding layer and the adjacent solid conductor (i.e., the Earth). The voltage in the main field (between the cloud and the air just below it) might actually go up (perhaps *way* up).

This then begs the question of why the "main field" doesn't produce even more lightning. It would be CC instead of CG, but the voltage should be higher, and the distance less, so the flash rate should go up, not down.

It's possible that the discrepancy is coming from the fact that electric fields and lightning rates are not actually directly related, and it's easily possible for the electric field to be well beyond the normal threshold for

lightning, without discharges occurring. In the laboratory, at standard temperature and pressure, it takes 3,000 kV/m to get an arc discharge in the air. So this is a physical limit that cannot be surpassed, and which is known as the breakdown voltage of the air. Interestingly, lightning becomes probable in fields over 20 kV/m, and virtually certain in fields over 30 kV/m. So meteorological literature talks about 30 kV/m as if it's the breakdown voltage, when really it's only $1/100$ of the required field. So how is lightning even *possible* at 30 kV/m?

The answer is that lightning is not a simple, instantaneous arc discharge — it's a complex *process*. It starts with a flash inside the cloud less than 100 m long, where the potential has exceeded the breakdown voltage of the air. Then, in a process that sometimes last several seconds, the lightning channel elongates. Each stepped leader occurs in a local field in excess of the breakdown voltage, but this *process* can continue until distant regions with a resting potential far below the breakdown voltage can eventually become connected by a discharge channel. So the electric field meter might be showing only 30 kV/m, but a couple of microseconds before it gets struck by lightning, the field jumps up to 3,000 kV/m, and no physical principles have been violated.

The significance of this is that without the initial flash, the whole process never would have been initiated, and we should theoretically be able to see close to 3,000 kV/m of potential *without there being any lightning*.

Then the critical question becomes: what causes the initial flash? The quick answer is that nobody knows for sure. It shouldn't be possible to develop the charge densities necessary for an arc discharge, when the charges are held by the air itself, as electrostatic repulsion should prevent it. But we *do* know that lightning occurs in a turbulent environment. Some of the lay literature states that colliding parcels in a turbulent flow generate static electricity that sets off the lightning strike. It's probably more accurate to think that turbulence simply brings oppositely charged parcels closer together far more rapidly than we'd see in a laminar flow, and this is what increases the local field density beyond the breakdown voltage.

Now if we consider the context in which tornadoes occur, we see large, very well-organized laminar flows, in the mesocyclone and in the positive-double layer. As such, these parcels might lack the lightning triggering mechanism, and might therefore be capable of up to 3,000 kV/m of potential before hitting the absolute limit. In fact (as we'll see in the section entitled "[Corona Discharges](#)"), corona discharges are occurring outside of the vortex. At the standard temperature and pressure outside of the tornado, corona discharges require 100 kV/m of potential — well above the typical 30 kV/m in which lightning occurs, while being $1/30$ the requirement for an arc discharge. So we know that the "normal" threshold for lightning is being surpassed in tornadic storms, without there being any lightning. We also know that after the tornadic phase, the lightning rate jumps way up, even though the storm is weakening, and

therefore, is manufacturing less charge separation. This only makes sense if the electrostatic potentials were building up the whole time, but couldn't get discharged during the tornadic phase due to the lack of a triggering mechanism. So the spike in the lightning rate after the tornadic phase is the discharge of the potential that built up during the tornadic phase.

And there is a significance here that is far broader than just accounting for a lightning hole in the presence of increased electric charges. In the section entitled "[Strategies](#)," the following statement was made.

The EM forces need not be powerful, even by thermodynamic standards. [...] In a supercell, weak EM forces resolve into a structure, and the sum of the effects of the weak forces produces a new property set.

Now we can see how this can happen. A large laminar mesocyclonic structure enables a great deal more charge to be stored inside the storm than would be possible otherwise. Then distinctive EM phenomena are observed.^{[28,29,30,31](#)}³² It's possible that the large laminar structure, the massive amounts of electric charge, and the distinctive discharges are all parts of a fully coupled EMHD system. The charge delays the transition to turbulence, which then reduces the amount of potential that gets discharged in lightning, which allows greater charge densities in larger, more organized structures. Then a new property set emerges, including a mesocyclonic recirculation, with a negative core and a

positive double-layer, and with the capability of instantiating a tornadic flow field.

In other words, we knew before we began that we were looking for a rare combination of factors that somehow produced behaviors that shouldn't be physically possible. The positive feedback loop identified in the present work is just that kind of combination, and the expected properties of the weak but well-organized EMHD structure match the observations.

40. RF Emissions

Tornadic storms produce sustained RF emissions in the range of 20~140 MHz.^{17,197,198,199} Also, there appears to be some sort of causal relationship between higher frequency emissions and extremely powerful tornadoes.

One source of sustained RF emissions could be small-scale arc discharges at the top of the cloud, where the charge separation process begins.²⁰⁰ But discharges at the top of the cloud would have no obvious causal relationship with the tornado at the bottom of the cloud. Another theory is that the waves are generated by rotating charges in the tornado.²⁰¹ But no explanation is given for how a vortex rotating at less than 60 rpm would generate waves at 20~140 MHz.

Given that the specified relationship is between *tornadoes* and RF emissions, the most logical place to look for the source of the emissions is inside the tornado. We know that there is an electric current inside the tornado, sufficient in rare cases to create glow discharges, and in extremely rare cases, arc discharges at the tornado/mesocyclone interface, visible from the outside. The fact that the distinctive RF emissions are far more consistent than the observations of tornadic lightning indicates that the discharges are normally hidden inside the cloud.

The frequency of RF emissions from lightning is a function of the distance traversed by the moving electric charges. While there is an ongoing surge of charged

particles flowing in one direction, the surrounding electric and magnetic fields are being modulated. When the flow stops, the fields revert to their resting state. If there is a return stroke, the polarity of the fields reverses. The result is waves whose period is a function of the duration of the surge, which is a function of the distance that is traversed. Assuming that the speed of the electrons in lightning is $1/10$ the speed of light,²⁰² or roughly 30,000,000 m/s, we can develop rough numbers for the length of the lightning channel, given the frequency of the RF emissions. For example:

$$\text{speed} = 30,000,000 \text{ m/s}$$

$$\begin{aligned} \text{frequency} &= 30 \text{ kHz} = 30,000 \text{ cycles /} \\ \text{second} &= 1 \text{ cycle per } 1/30,000 \text{ s} \end{aligned}$$

$$\begin{aligned} \text{distance} &= 30,000,000 \text{ m/s} \times 1/30,000 \\ s &= 1,000 \text{ m} \end{aligned}$$

Please note that the distances being described here are *not the wavelengths*. The field modulations occur over a period of time defined by the distance of the particle traversal, while the waves propagate at the speed of light. As an analogy, a wire might move back and forth in a magnetic field once per second, traversing a total of 1 m. This will produce an electric current having a frequency of 1 cycle per second. The electric current flows at near the speed of light, with a wavelength equal to the distance that light can travel in a second (300,000,000 m). So the distance traveled by the prime

mover, and the wavelengths produced, are totally different.

The following table shows a representative sampling of frequencies, and the distances traversed to generate them.

Table 3. RF Emissions

band	frequency	length
VLF	30 kHz	1,000 m
AM	520 kHz	57.69 m
AM	1610 kHz	18.63 m
TV	54 MHz	0.56 m

Since most lightning traverses 1~3 km, most of the RF energy is in the VLF band (3~30 kHz),^{111,203} with enough energy present in the AM band (520~1610 kHz) to cause radio static. The RF interference created by tornadoes in the TV band (54~216 MHz) is of sufficient amplitude, if the tornado is within a couple of kilometers, to overpower the TV signal, resulting in a screenful of snow.²⁰⁴ The discharge channels associated with such interference would be less than 0.56 m long, and it's possible that these correspond to the reports of "lightning fingers" inside the tornado.^{160,161,162}

Note that the high-frequency emissions are only detectable with a TV set if the tornado is within a couple of kilometers. It doesn't take very many watts of power to transmit RF energy that distance.

While the distinctive high-frequency emissions do not precede the tornado, so they cannot be used to *predict* tornadoes, they might be useful in *verifying* tornadoes. 77% of all tornado warnings are false alarms, so not everybody takes aggressive defensive action when they hear the sirens. But a confirmed tornado on the ground is a different issue. Unfortunately, there isn't always someone there to make such a confirmation. But radio waves can be detected from a long distance (with instruments more sensitive than a TV set), so real-time monitoring of these emissions could lead to more reliable nowcasting.

41. Smells & Sounds

There have been many reports of the smell of ozone in the area around a tornado. Since high-voltage electric equipment (such as arc welding) produces ozone, people have frequently characterized the smell as "electrical," and this was one of the "clues" that led researchers to believe that lightning at the tornado/mesocyclone interface was the driving force in tornadoes.

It's actually a bit odd that they did not fully consider the implications of this line of reasoning. Because the air under a mesocyclone is converging toward it, if ozone is present and it's coming from the tornado/mesocyclone interface, it certainly did not travel against the converging winds to get to the people on the ground. It had to rise through the updraft, and then get pulled all of the way back to the ground (as the FFD) in order to be smelled at the ground level. Figuring out how this ionized oxygen could get pulled back down to the ground would have led them to consider 40 years ago the ideas being presented now in this paper. Regardless, the researchers contended that tornadic lightning had to be present in order to get an updraft powerful enough to produce a tornado, and when that was proved false, the whole EM paradigm was tossed.

The source of the ozone could, indeed, be tornadic lightning, but it could also be simply a product of the ionization that is occurring in the charge separation process at the top of the cloud, magnified by particle sorting en route to the tornado. So positive charges in the

RFD and FFD will increase the amount of ozone, and as the ions will be more attracted to the Earth than neutral particles, people on the ground will sense the chemical difference.

And while the EMHD model does not place any central significance on tornadic lightning, it does rely heavily on ionization as a necessary condition for tornadogenesis. So the presence of ozone at the ground is not just an artifact of tornadic lightning, or of the charge separation process. It is an index of the degree of ionization in the air, and the EMHD model asserts a causal relationship between that and the probability of tornadogenesis.

Tornadoes also create a variety of distinctive sounds.^{131,205} The "freight train" sound is commonly reported, which is also likened to the roar of a jet engine at full throttle. The standard explanation is that the violent turbulence in the air creates random sonic events that combine into a continuous roar. But this doesn't explain why the roar of an EF3 tornado is distinctly different from the howl of a Category Five hurricane, both with the same wind speeds.

The following is a report from directly under a mesocyclone as the funnel cloud was just forming (later to touch down 20 km away).²⁰⁶

As the sound of thunder would approach from the distance, the "growl" of thunder would sound like it was being trapped in the vortex overhead producing a sound

very similar to what an old steam train sounds like when it pulls out of the station – whoomf, whoomf, whoomf... and fade away after several seconds, until the next roll of thunder came along then another whoomf, whoomf, whoomf... overhead.

The most plausible explanation for thunder "growling" repetitively, instead of booming just once, is that the thunder was interacting with the low pressure inside the mesocyclone. Since the speed of sound in air varies with temperature, and since the low pressure inside the mesocyclone reduces the temperature, sound will travel through the mesocyclone slower than around it. This will create a "clap" on the other side, which will then reverberate back through the mesocyclone. If this effect lasts several seconds, and if there are several lightning strikes per second, and other sonic events due to turbulence in the air and object-object collisions at the ground, the reverberations will merge into a continuous roar. So it would be the low pressure inside the tornado and/or mesocyclone that would be responsible for this distinctive roaring sound, not just random sonic events.

Then there is another sound that is reported and that is quite different, and which seems to be associated with just the funnel cloud, though it is only heard *before* the funnel cloud touches down. This has been characterized as a hissing, whistling, whining, humming, or buzzing sound. The following is a description of the sound made by a funnel cloud in Dodge City, KS, on 1928-06-22.^{[207](#)}

At last the great shaggy end of the funnel hung directly overhead... There was a screaming, hissing sound coming directly from the end of the funnel... Around the rim of the great vortex (about 50~100 ft. diameter) small tornadoes were constantly forming and breaking away... It was these that made the hissing sound.

This higher-frequency sound is thought to be the same as the low frequency sound generated by the mature tornado, though while the funnel cloud is still in the air, the sound of smaller sub-vortexes is not overpowered by the roar of the main vortex on the ground.^{[208](#)} But again, the howl of high winds is well-known, and can be reproduced in the laboratory easily, while the distinctive hissing or buzzing sound has never been reproduced just with high winds.

People who have heard this sound, and who also have worked around high-voltage electric equipment, always equate the sound with that of a sustained discharge through the air. Those who have witnessed St. Elmo's Fire (a corona discharge) report the same hissing sound. If there is an electric current flowing through the tornado and into the inflow, and if the bottom of the funnel cloud is where negative and positive charges are meeting, it will certainly produce precisely this kind of sound.

42. Corona Discharges

St. Elmo's Fire is a corona discharge that produces a blue or violet light when it occurs in the presence of nitrogen and/or oxygen. It emanates from pointed objects in an electric field exceeding 100 kV/m.¹⁵⁹ It is most commonly observed at the end of a thunderstorm, and sailors named it after St. Elmo (their patron saint), believing that he had once again delivered them from the perils of a storm at sea. The same blue/violet halos can be seen around lightning, and around electrical equipment generating sufficient voltages. (See Figures 130~132.)



Figure 130. Lightning. Notice the small violet corona discharge. Courtesy [Johnny Autery](#).



Figure 131. Corona discharge from a tesla coil, courtesy [Robert Hunt](#).




Figure 132. Sustained sub-station fault with a surrounding violet corona discharge in Corvallis, OR, 2005-10-30, photo courtesy [Stonebridge Engineering](#).

Corona discharges in the atmosphere are a rare occurrence, and are a bit difficult to explain, since they *seem* to require more electrostatic potential than lightning. If the contentions in the section entitled "[Lightning Holes](#)" are correct, corona discharges are definitely possible. 100 kV/m for a corona discharge is well below the 3,000 kV/m necessary for an arc discharge, and fields greater than 150 kV/m have been measured many times in the absence of lightning.²⁰⁹ But

we'll only see corona discharges when turbulence is not initiating lightning strikes. This will most likely occur at the end of a thunderstorm, when charged downdrafts are undercutting the updraft, and electrostatic potentials are still present, but the vigorous airflows are subsiding.

A brilliant series of such discharges was captured on video recently, a couple of hours after a line of severe thunderstorms passed through Ft. Worth, TX. It's possible that charged downdrafts were clinging to the conductivity of the Trinity River, and where the river intersected high-voltage power lines between Beach Street and Handley Ederville Road, the towers provided the pointed objects necessary to trigger discharges. The blue flash in Figure 133 is an electron avalanche in ionized nitrogen and oxygen. The orange in Figure 134 is a more vigorous discharge in highly ionized oxygen. The violet in Figure 134 is neutrally charged air. As the chemical composition of the air certainly wasn't changing from one flash to the next, the different colors were an indication of the voltages present, with violet requiring the least, and orange the most.



Figure 133. Corona discharge in Fort Worth, TX, 2011-05-10, courtesy [Brian Luenser](#).



Figure 134. Corona discharge in Fort Worth, TX, 2011-05-10, courtesy [Brian Luenser](#).



Figure 135. Corona discharge in Fort Worth, TX, 2011-05-10, courtesy [Brian Luenser](#).

Interestingly, corona discharges have been observed under supercells, outside of the tornadoes (if present) while the storms were still quite active.³¹ NASA scientists stationed in Huntsville gave detailed reports of the numerous colors associated with the storm pictured in Figures 136 and 137, while only blue and orange flashes were actually photographed.²¹⁰ Some of the reports were from plasma physicists, who explicitly identified the elements and ionization levels on the basis of the colors. Such discharges prove that supercells are doing *something* to prevent the lightning initiation process, allowing electrostatic potentials to far exceed the normal threshold for lightning.

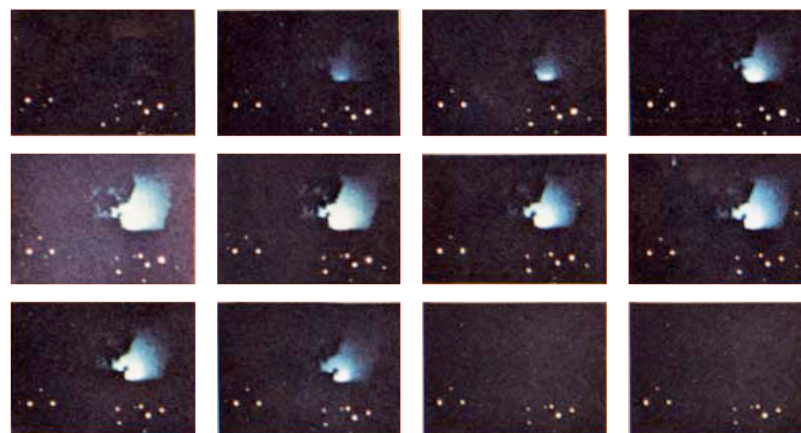


Figure 136. A luminous discharge outside a tornado captured on video (at 9 frames/sec) in Huntsville, AL, 1974-04-03, courtesy [Otha H. Vaughan](#).



Figure 137. Two photographs of the luminosity (taken about 31 seconds apart) from a tornado in Huntsville, AL, 1974-04-03, courtesy [W. M. Dobbs](#).

Here's another more recent example, also from Huntsville.



Figure 138. Blue flash as EF2 tornado was forming in Huntsville, AL, 2010-01-21, courtesy [printfac](#).

Blue and orange flashes were captured by a security camera in Millbury, OH. There were 4 blue and 2 orange flashes just in a 6-second period. In Figure 139, the right side of the tornado itself is silhouetted by the orange flash.



Figure 139. Orange and blue flashes around tornado that did EF4 damage in Millbury, OH, 2010-06-05, courtesy [DRACONI Security Agency](#).

Even more recently, sustained orange flashes were captured by a security camera in Chattanooga, TN, immediately after a tornado. The flashes were thought to be fires started by the tornado. But the flashes in the video emanate from lightpoles, which have no fuel to sustain fires of such intensity. And despite the high wind speeds, the flashes maintain a (more or less) vertical form, instead of being blown in the direction of the winds as we would expect. Furthermore, the lights were not damaged by the "fires."



Figure 140. Orange flashes following tornado in Chattanooga, TN, 2010-10-28, courtesy [U.S. Army Corps of Engineers](#).

Flashes originating from point-sources on the ground are typically attributed to transformers blowing up when power lines short-circuit. But this doesn't explain the blue and orange colors. When a transformer blows up, the arc discharge is bright enough to saturate some or all of the affected frames. Outside of the whited-out areas, there is little to no corona. If there is a corona, it is violet. (See Figures [130~132](#).) The presence of large coronas, and their color, constitute direct evidence of highly ionized air, one of the central tenets of the EMHD model. Blue could either be ionized nitrogen or oxygen. Orange can only be ionized oxygen. (See Figure [56](#) for the emission spectra.)

[43. Cloud-base Striations](#)

Cloud-base striations sometimes appear under the mesocyclone, and are known by their nearly circular form, with nearly horizontal, semi-continuous features. The form suggests lines of motion, but the actual rotation is slight.



Figure 141. Wall cloud and cloud-base striations in Ravenna, NE, 2002-07-24, courtesy [Gregg Hutchison](#).



Figure 142. Wall cloud and cloud-base striations in Canton, OH, 2007-08-09, courtesy [Weather Underground](#).



Figure 143. Cloud-base striations in Childress, TX, credit Carsten Peter, courtesy [National Geographic](#).

The standard explanation is that these are simple extensions of the rotation within the mesocyclone. In other words, the mesocyclone is rotating, so other stuff around it will start rotating too. There is also a rotation in the surface inflow (even if a tornado has not formed), that might help "spin up" the striations from the inside.

It's important to note that the circular form clearly reveals that this air is not flowing into the mesocyclone – otherwise we'd see a spiral pattern. And if the air was

simply "spun up" by exterior and/or interior rotation, there would have to be a perfect balance between the low pressure inside (to create a centripetal force) and the centrifugal force of the rotation. Then, the low pressure, distributed by the opposing centripetal and centrifugal forces, would encourage condensation.

While such an explanation is *possible*, the EMHD model suggests another explanation that is equally possible. It also might be that a combination of factors contributes to this form.

A steady charge stream from the cloud toward the ground will generate a magnetic field (i.e., Ampère's Law). This magnetic field will not induce any rotation in the surrounding air. But since water molecules are diamagnetic, they *will* get oriented according to the magnetic field.²¹¹ Interestingly, molecular orientation is a necessary step in the condensation process. Hence it's possible that the limits of the condensation that make up the cloud-base striations are evidence of water vapor that is almost ready to condense, and that gets a little help from a magnetic field.

The condensation process then explains the conversion to a turbulent flow above the striations in Figure 143. Condensation releases latent heat, which causes an updraft. This updraft has nothing to do with the surface inflow, or with whatever is going on inside the mesocyclone. It is merely an artifact of condensation within the striations themselves.

It also makes sense that the cloud-base striations have a flat bottom. By Helmholtz's laws, we know that all vortexes have to either close on themselves, terminate at a solid boundary, or taper to a point.²¹² But the sharp upward turn of the inflow means that all of a sudden, all of the magnetic lines of force resolve into a unified field surrounding the surface inflow. And this is precisely the point at which the water molecules begin condensing.

It's also possible that the shelf clouds that appear encircling the main rain area are a related phenomena, though the moving charges responsible would be simply the rain itself. (See Scott Blair's shelf cloud [page](#) for more examples.)



Figure 144. Shelf cloud in Enschede, The Netherlands, 2004-07-17, courtesy [John Kerstholt](#).

[44. Mammatus Clouds](#)

One aspect of supercells that has never been addressed by any EM theory is the development of mammatus clouds. While these forms are of little general interest to meteorologists, because they occur late in the cycle of a thunderstorm (and therefore offer no predictive value), and because they don't pose any risk, they are nevertheless distinctive phenomena that deserve explanation.

Mammatus clouds are rounded forms that appear under the anvil of a severe thunderstorm as it dissipates. (For more mammatus photography, see [Jorn Olsen's](#) "cloudscapes" page, or [this](#) page on the Environmental Graffiti site.) The lobes tend toward consistency in size, and while sometimes the arrangement is nearly random, sometimes the lobes occur in linear patterns. The individual lobes last about 10 minutes before evaporating, but a formation of them can sometimes persist for a couple of hours.²¹³

See the [Wikipedia article](#) for a good description of the leading theories on mammatus cloud formation, and for the reasons why they are considered adequate.



Figure 145. Mammatus clouds, courtesy [Cassio Leandro Barbosa](#).



Figure 146. Mammatus clouds, courtesy [Cassio Leandro Barbosa](#).



Figure 147. Mammatus clouds over Kansas, 2008-06-12, courtesy [3D King](#).

To understand what causes mammatus clouds, we should first consider the context in which they occur. In the late stage of a thunderstorm, the updraft has expired, and downdrafts dominate. At this point, the airflow in the anvil switches direction, from its outward expansion driven by the updraft, to inward contraction toward the void left by the downdrafts at the top of the cloud.

In this context, we can understand the linear organization of the mammatus clouds. While the updraft was still forcing air into the anvil, the flow was turbulent, and long, straight cloud features were not possible. But

when the airflow reverses direction, and downdrafts are pulling the anvil back toward the center of the storm, the airflow is laminar, and in this condition, linear structures can emerge.

The next question is: what is responsible for getting the laminar flow to resolve into distinct bands? The quick answer is that nobody knows, but the EMHD model suggests a possibility. We know that the anvil is storing an enormous amount of positive charge, and we know that charged gases have a lower viscosity. So while electrostatic repulsion tends to disperse the charges, in motion the more highly charged parcels flow faster. So we can expect streams of charged particles flowing through neutral surroundings. The two forces together then result in a series of equally spaced bands. Electrostatic repulsion limits the amount of charge in each band, and distributes the bands evenly, while the reduction in viscosity organizes the flows.

Then the question is: what is causing the water vapor to condense? Here, again, the quick answer is that nobody knows. The reduction in pressure in the anvil also reduces the temperature, and this encourages condensation. But condensation isn't going to cause a *falling* parcel of air that would become a mammatus lobe – condensation causes *updrafts*, due to the release of latent heat. And though the lobes look like drops of water on a ceiling that are ready to fall, such is not their nature. Rather, the lobes simply dissolve after 10~15 minutes.

And here again the EMHD model offers a suggestion. In the reduced pressure after the airflow in the anvil switches direction, we would otherwise expect more condensation in the anvil. But we also know that the anvil is positively charged. So electrostatic repulsion will prevent the aggregation of water molecules. We also know that there is a powerful electric field between the positively charged anvil and an induced negative charge in the Earth. This could pull the more highly charged parcels downward, and there could also be a flow of electrons upward in this field. As depicted in Figure 148, the lines of electric force will approach a positively charged falling parcel from every direction. Electrons entering the parcel will neutralize the positive charge. Without any electrostatic repulsion, if the air is below the dew point, the water vapor will condense. And the form of this condensation will be spherical. In other words, the lobes are the anodes in an electric field between the ground and the cloud, and the visible aspect of the lobes reveals the arrival of electrons.




Figure 148. Positive charges (green) over a conductor with an induced negative charge (red). The white lines represent the highest field density. Electrostatics applet by [Paul Falstad](#).

So the possibility is that an electric current flowing upward from the ground enables condensation, especially in the parcels that have the most charge. The condensation process then releases latent heat, and the parcel is sent upward, leaving the hemispherical form at the bottom to simply dissolve.

Now we can look back at the images of this phenomenon, and resolve the remaining anomaly. Intuitively, we would expect the anvil to be opaque with condensation, with the mammatus lobes just being the

side of the anvil that is facing us on the ground. But in the images, we can clearly see that there is no condensation above. The condensation is, in fact, a very thin *boundary condition*. Above the boundary, the air is super-saturated with water vapor that cannot condense because of its charge. At the boundary, electrons from below enable condensation, which falls out of the anvil and evaporates again in the drier air below the anvil. And the parcel that released the condensation is sent back up into the clear air above.

In the extreme poverty of data on the conditions within mammatus clouds, there is little to constrain the speculation, and the contentions in this section are purely conjectural. Nevertheless, the photographic evidence constitutes a challenge for any theoretical candidate, and it's appropriate to demonstrate that the EMHD model can at least suggest an explanation that's *possible*, while the standard model cannot.

[45. Waterspouts](#)

"Waterspout" is an ambiguous term in meteorology, but most commonly, it refers to a vortex that was formed by a non-mesocyclonic thunderstorm over water, and the term "landspout" refers to a similar vortex over land. These are sometimes called "fair weather" vortices, but that's a bit of a misnomer — they still require the presence of a thunderstorm. 'Spouts account for 20% of the vortices that are reported as tornadoes.⁵⁴

Some researchers consider 'spouts not to be tornadoes at all, but rather, some other type of vortex, and not even worth studying. It is certainly true that mesocyclonic storms are responsible for almost all of the EF2+ tornadoes. Because of that important causal relationship, the standard probabilistic model is built around the mesocyclone, leaving no place to put data collected from 'spouts. But a detailed analysis of the physics that causes these vortices doesn't have the same problem, and the flow fields in non-mesocyclonic vortices are definitely tornadic.²¹⁴ The inflow hugs the surface of the Earth from over 1 km away, in spite of the skin friction, and the lowest pressure is at the surface, as far as it can get from the source source of the low pressure inside the storm. 'Spouts tend toward the "stovepipe" form, and typically have a dust sheath (or aerosol sheath over the water). But these characteristics can be present in mesocyclonic tornadoes as well. So the EMHD model considers these vortices to be of the same type as tornadoes, and they require the same explanation. And they are definitely worth studying. Mechanistically speaking, in no sense

can a rotating updraft 1 km above the surface be responsible for tornadic wind speeds at the surface. If we are to fully understand tornadoes (including those that *do* descend from mesocyclones), we have to understand the actual forces responsible for them, and non-mesocyclonic vortices better isolate those forces. We can then investigate how mesocyclones, in addition to their incidental rotation, also develop larger quantities of such forces. From an operational forecasting perspective, we might still place a great deal of emphasis on the mesocyclone. But we might also gain the ability to predict non-mesocyclonic tornadoes, which are responsible for $2/3$ of the unwarned events, and to overlook the mesocyclones lacking the forces necessary for tornadoes, which are responsible for $9/10$ of the false alarms.^{33,54} Without this factoring exercise, such improvements in forecasting will not be possible.

The section entitled "[A New Hypothesis](#)" proposed that the essential ingredients for a tornado are a solid conductor at the bottom, positively charged inflow, and an electric current inside the vortex. Conspicuously absent is the necessity of an updraft in the cloud, much less a rotating one. The sense in which an updraft aloft is significant (especially if it's rotating) is that the lower pressure (especially in the core of a vortex) also lowers the electrical resistance, opening up a conduit for the flow of electrons, and thereby initiating the tornadic process. But it wouldn't necessarily have to be a thunderstorm updraft or a mesocyclonic vortex. Any random gust at a downdraft outflow boundary might create a small vortex that might open up a conduit for an

electric current, and then the tornadic feedback loop might take hold.

This suggests that tornadoes should occur all of the time. So what is the *rare* factor? That would be the presence of warm, positively charged air at the ground (which is typical at the end of the thunderstorm), while there is still a lot of negative charge in the cloud, especially if there is still a powerful updraft. In other words, a long-lived thunderstorm is more likely to spawn a tornado. In a normal thunderstorm, the downdrafts undercut and extinguish the updraft. So at the end of the cycle, there might be a strong positive charge near the ground, but at that point, the bulk of the negatively charged precipitation has already fallen out of the cloud, and there is no updraft (much less a rotating one) to serve as a conduit for an electric current. So only those storm structures that are capable of sustaining the updraft and the downdrafts, and of keeping the negative charges suspended in recirculation patterns, long enough for all of the pieces to come into play, will be capable of spawning tornadoes.

The mesocyclonic storm structure has already been described in detail. Another structure capable of spawning tornadoes is the cylindrical airflow in a squall line.²¹⁵ Like any thunderstorm, a squall line manufactures precipitation inside the updraft. At the top of the cloud, gravity and terminal velocity sort out the particles, with heavier precipitation falling first, and therefore taking the inside track, while the positively charged ice crystals are trapped in the air from which

they condensed. Once the charges have been separated, it's possible that the electric force establishes a positive double-layer enveloping the negative inner core. This would get positively charged air down to the surface, where it could stick to the surface and set the stage for a bottleneck discharge vortex.

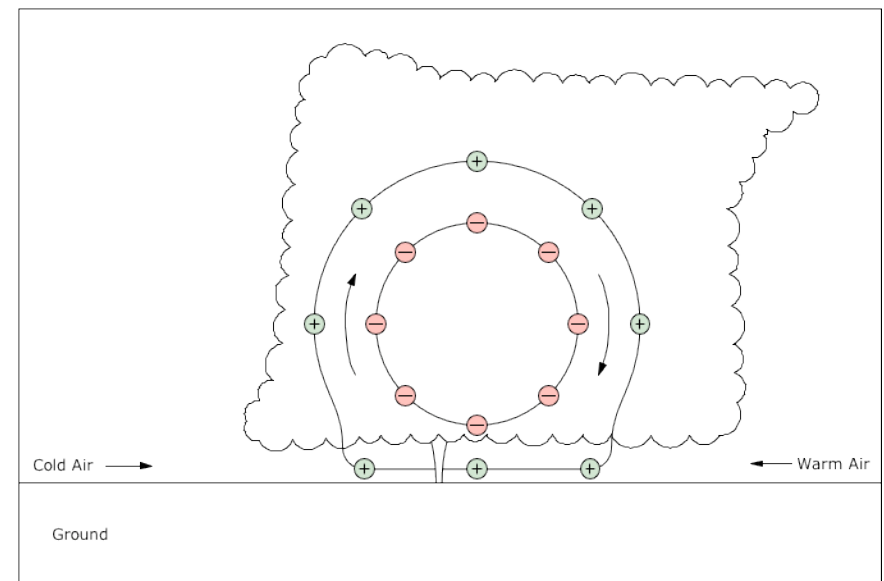


Figure 149. Possible EM structure of a vortex-producing squall line.



Figure 150. Line of waterspouts off the coast of Albania, 1999-08-01, courtesy [Roberto Giudici](#).

In cases where extremely robust mesocyclones develop, but that do not produce tornadoes, the EMHD model contends that there may have been a well-developed negative charge stream inside the storm, but there was not enough charge in the positive double-layer to support a tornado.

Note that the tornadoes that sometimes occur *behind* squall lines are more typically supercellular. Behind the line, warm inflow to the squall is topped by cool air displaced by the anvil, and this sets up the wind shear and convective potential that could result in a cumulonimbus cloud that could become mesocyclonic.

In the case of a tornado associated with an isolated thunderstorm that is not part of a squall line, and that is not mesocyclonic, it's possible that the recirculation is simply toroidal (without the mesocyclonic twist), as depicted in [Figure 1](#).

[46. Dust Devils](#)

Dust devils are definitely different from tornadoes, as they occur completely outside the context of thunderstorms, and in fact require that there be little to no cloud cover at all. So there is no electric current flowing down through the vortex, and there is no release of latent heat due to condensation in the vortex wall. (In Figure 151, the vortex is white just because that's the color of the dust on the ground.) And in the absence of a thunderstorm, the charge separation mechanism is very different. But like a tornado, the fuel source is a shallow layer of hot, low-viscosity, charged air clinging to the ground because of the electric force. And like the debris cloud in a tornado, the charged air in a dust devil gets neutralized by lofted dust, releasing the air from its attraction to the ground, and thereby enabling the updraft. Dust devils are not of interest to meteorologists, as these extremely weak vortexes almost never cause fatalities. But they do have a few things in common with tornadoes, and studying dust devils allows us to see some of the same forces operating in a very different environment.



Figure 151. Dust devil in Saltillo, Coahuila, Mexico, 2008-03-10, courtesy Dupondt. [Click the image to watch the associated video.](#)

On a cool, sunny day, the Sun heats the surface of the Earth, and the heat radiates into the air. Normally hot air rises, but in the conditions that form dust devils, the hot air defies its buoyancy and clings to the ground instead. (The temperature gradient can be so great that mirages become possible, where light waves are refracted by the difference in density between the hot air and the cooler

air just above it.) So how can hot, buoyant air cling to the ground, topped by cooler, denser air, without convection distributing the heat?

The only possible explanation for hot air not rising is that another force is present, and the only other force present in the atmosphere is electromagnetism. Since air is not responsive to the magnetic force, the only possibility is that it's the electric force. We therefore know that an electrostatic attraction pulls the air down to the Earth, and with more force than the buoyancy that pushes it up. For this to be true, there has to be a charge separation process, resulting in the air and the Earth being oppositely charged. Then the question is: what is separating the charges?

It is well known that photons can ionize molecules. So when photons impact the soil, some of the electrons are excited to an energy level that liberates them from the molecules. Of those, the ones heading upward will then get captured by air molecules, developing a negative space charge in the air. Then there will be an attractive force between the negatively charged air and the positively charged ground.

Ordinarily, we would think that the conductivity of the Earth should preclude ionization. The only electrons that will be liberated will be from the topmost molecules, and these should be easily replenished from the vast electron cloud of the Earth. But if the surface of the Earth *is* getting ionized, it solves another riddle. Dust devils are most likely to occur over poorly-conductive soils, such as

sand in a desert. In the present context, it's easy to understand why. Poor conductivity is a necessary condition if there is to be a charge separation due to ionization – otherwise, missing electrons in the soil will be quickly replaced from the underlying molecules, and any net charge that might develop in the air will be dispersed by electrostatic repulsion. So a charge separation between the air and the Earth *is* possible under these conditions. And if the electric force offsets the buoyancy of the hot air, enough thermal energy can accumulate to power a dust devil.

Considering the fact that the electric force is 39 orders of magnitude more powerful than gravity (which is the fundamental force responsible for cool, dense air falling and for hot air, with less density, rising), we would then wonder why an updraft would ever become possible at all. The electrostatic potential should prevent the hot air from rising, until the Sun goes down and the ionization process stops, at which time the opposite charges will recombine faster than they are getting created.

Yet there is a limit to how strongly ionized the surface of the Earth can become. Incoming EM waves can liberate weakly-bound electrons from molecules directly exposed to the sunlight, but once a net ionization has developed across the surface of the Earth, the electric force will prevent the escape of electrons into the air. This limits the amount of space charge that can develop. Yet the temperature of the air can continue to increase. If the buoyancy of the hot air overpowers its electrostatic attraction to the ground, a small parcel of air will break

away, ascending to an altitude appropriate for its low density. As the electric force falls off with the square of the distance, the rising parcel will experience less downward force the higher it goes.

The vacuum created at the surface by the first rising parcel will be filled by air sliding along the ground, still bound by the electric force, yet responding horizontally to the low pressure. Once the lateral inflow achieves the point at which the first parcel rose, the low pressure aloft, combined with the parcel's buoyancy, overpowers the electric force, allowing the convergent inflow to rise as well. So the first rising parcel triggers a continuous flow of air along the ground and then upward at the point of convergence.

Since the hot air layer is so shallow, we might think that the updraft will quickly run out of thermal energy in its immediate vicinity. If cool air from above is drawn in, the updraft will fail. But charged air has a lower viscosity, because electrostatic repulsion prevents the particle collisions that instantiate friction.^{25,26,27} So the ionized air will flow more easily than the cool, neutrally charged air above it. Hence the vacuum near the ground will be filled with more hot air, even if the hot air has to travel a greater distance than cool air from above. This creates the possibility of hot air from a broad area flowing along the ground to get into a single, organized updraft.

If the updraft is stationary, its intensity and duration are limited by the distance from which hot air can be drawn, with its friction still being lower than the friction of

drawing in higher-viscosity air from above. If the terrain is flat and smooth, we can expect the effective inflow to come from further away, as skin friction will result in boundary vortices that will be relatively small, and turbulence will not reach the full depth of the hot air layer. Hence the laminar flow in the hot air layer will present little friction. Rougher surface conditions will reduce the effective inflow radius of the updraft.

If the updraft can get more hot air from one direction than from another, it will move in that direction, and instead of the air moving to the updraft, the updraft will move to the air that can rise. This removes the restriction on the duration of the updraft. Regardless, the intensity of the updraft is still limited by the rate at which it can pull air from the hot air layer without pulling in cool air from above.

If the converging lines of motion are not perfectly radial, a spiraling inflow pattern will emerge, and the updraft will become a vortex. The direction of the rotation is random, and it is common for both cyclonic and anti-cyclonic dust devils to occur in the same area, with the same conditions. It is also possible for the same dust devil to switch directions and continue on. This is true in both the northern and southern hemispheres of the Earth. Hence there is no reason to believe that the rotation is being encouraged by the Coriolis effect, or by Lorentz force acceleration, both of which would prefer one direction over another, and which would be hemisphere-specific.

If the air moves fast enough, it will start to kick up dust at the surface. The dust has the charge of the Earth. When mixed with the oppositely charged air, the net charge of the hot air becomes zero, completely freeing the air from its electrostatic attraction to the Earth. Hence the dusty air will rise far more vigorously than the clear air that initiated the process. This explains the rapid intensification in the instant that the dust devil becomes visible due to airborne particulate matter.

The corollary also appears to be true, that while the presence of dust might help free the space charge from its attraction to the ground, the space charge might be responsible for hoisting far more dust into the atmosphere than would be predicted simply on the basis of wind speeds and durations.[216,217](#)

The charge separation mechanism (ionization from sunlight), combined with the consolidated convection, accounts for the huge voltages detected in dust devils. The 10 kV/m potentials that have been measured are typically attributed to triboelectric charging from particle collisions within the vortex, but this doesn't explain why there would be any triboelectric charging at all when particles of similar constitution collide, nor why there would be that many collisions anyway in the laminar inflow to a vortex, nor why other vortexes of similar intensity (such as gustnadoes) do not develop similar potentials.

It is not likely that the reduced pressure inside the vortex (which will lower the electrical resistance of the air) will

result in any significant "fair weather current" in the presence of the fair weather electric field (100 V/m), as some have contended. It is also not likely that at the distances and speeds in question, there is any significant increase in temperature due to skin friction.

As concerns dust devils on Mars, the question is not so much a matter of how a temperature inversion occurred, with a layer of hot CO₂ under cool CO₂, and where the total buoyancy, if all consolidated into a vortex, could create a dust devil. Rather, the first and biggest question is how that much work could be performed at all in an atmosphere that is so thin. This can be answered with the same mechanism. A charge separation, instantiating an electric field, could create a space charge in which the atmospheric pressure is far greater than normal. Then, if surface heating increases the buoyancy beyond that which can be contained by the electric force, an updraft occurs. In these conditions, there is no cooler layer above the hot layer, so the intensity of the dust devil is not limited to how fast it can pull in hot CO₂ without pulling in cool CO₂ from above as well, extinguishing itself in the process. Hence dust devils of great size and speed become possible.

Positing the existence of a major charge separation that gets neutralized by the mixing of charged CO₂ with oppositely charge dust also explains the flashes that have been observed at the base of Martian dust devils. Heat from the discharges might also contribute to the buoyancy of the updraft, though there's no reason to suspect that this is a necessary condition.



Figure 152. Dust devil on Mars, taken by rover Spirit on sol 486, courtesy [NASA](#).

A curious cross between a tornado and a dust devil is pictured in Figure 153. This vortex is tornadic in two significant respects: 1) the vortex expands in the direction of the flow, and 2) there is a "debris funnel" originating from the mouth of the vortex (which in this case is just condensation). In previous sections, both of these behaviors were shown to defy the principles of fluid dynamics, though they are displayed consistently in tornadoes, indicating the presence of another force, which can only be electromagnetism.



Figure 153. Suction vortex between a jet engine and the ground, courtesy [Derek Ferguson](#).

Because the vortex expands in the direction of the flow, we know that there is a bottleneck with an extreme low pressure at the ground. Only an electric force between the air and the ground could create such a bottleneck in the flow. Outside of the context of a thunderstorm, we have no reason to suspect that the air could have a strong positive charge. And since asphalt is an insulator,²¹⁸ the ground wouldn't support much of an induced charge anyway. So we can suspect that the charging mechanism is photo-ionization on the surface of an insulator, as it is in dust devils, and that the air is negatively charged,

having absorbed the electrons liberated from the asphalt. Once an electric field between the air and the ground is instantiated, the air can be heated above its thermodynamic equilibrium without rising, because the electric force offsets the buoyancy. In other words, there is a temperature inversion, with hotter air at the surface that refuses to rise, topped by cooler air just above it that cannot fall. (This explains why asphalt is famous for producing mirages.)

Now we just need a charge neutralization mechanism, to release the air from its attraction to the ground, enabling ascension into the vortex.

Here we can definitely rule out neutralization by lofted dust/debris. Runways used by jets have to be kept perfectly clean, as anything lofted into the engines will destroy them. And there cannot be any telluric currents through the poorly conducting asphalt. So the neutralization can only occur as a result of an electric current through the vortex, as it would in a tornado. But unlike a tornado, the electrons must flow *upward* through the vortex, as the charge that needs to be neutralized is negative. The electromotive force would be an attraction to the positively charged jet engine exhaust, with the low pressure in the vortex serving as the low-resistance conduit.

Once neutralized, the moist air clinging to the tarmac is free to condense, and the vortex becomes visible. Premature neutralization even supports a "debris funnel" that seems to be outflow from the mouth of the vortex,

but as in a tornado, is just powerfully buoyant air that has been released from its electrostatic attraction to the ground before it gets into the vortex, and rises out of the inflow. From there, the "debris funnel" seems to be only weakly affected by the low pressure at the mouth of the engine, as the aspect of it that is forward of the engine *does* get sucked in, but some of it appears to stagnate aft of the intake, and to the sides of it. This is analogous to the fast flow in a tornado, within the larger context of air moving slowly into a mesocyclone. Needless to say, the inboard engine is not at full throttle, or the "debris funnel" would be drawn straight into the engine, and the outboard engine might be idling.

So this vortex has the lower boundary and polarity of a dust devil, but with a secondary low pressure "aloft" that a dust devil does not have, and with a neutralizing current flowing through the vortex, producing a distinctly tornadic form. Of all of the photography and videography that was reviewed in the preparation of this paper, this is the only vortex that can truly be called tornadic that was not produced by a thunderstorm. All of the other so-called "tornado simulators" shown in the section entitled "[Lab Suction Vortexes](#)" are simple suction vortexes that contract with proximity to the source of the low pressure, and are incapable of developing "debris funnels" in split flow fields.

47. Blackwell-Udall Storm

On May 25, 1955, a supercell spawned two F5 tornadoes, one that damaged Blackwell, OK, and the other that destroyed Udall, KS. This storm displayed extremely robust EM properties, and because of this, a number of EM theories of tornadogenesis emerged. Unfortunately, in the 1950s so little was known about tornadoes that there was nothing to constrain the speculation, and the theoretical work yielded little lasting value.

With far more information, and with a theoretical framework that can now explain a wide variety of tornadic properties, we can revisit the first-hand observations made by a trained weather observer on that day, to see if the theory in question can explain even the most extreme of cases.

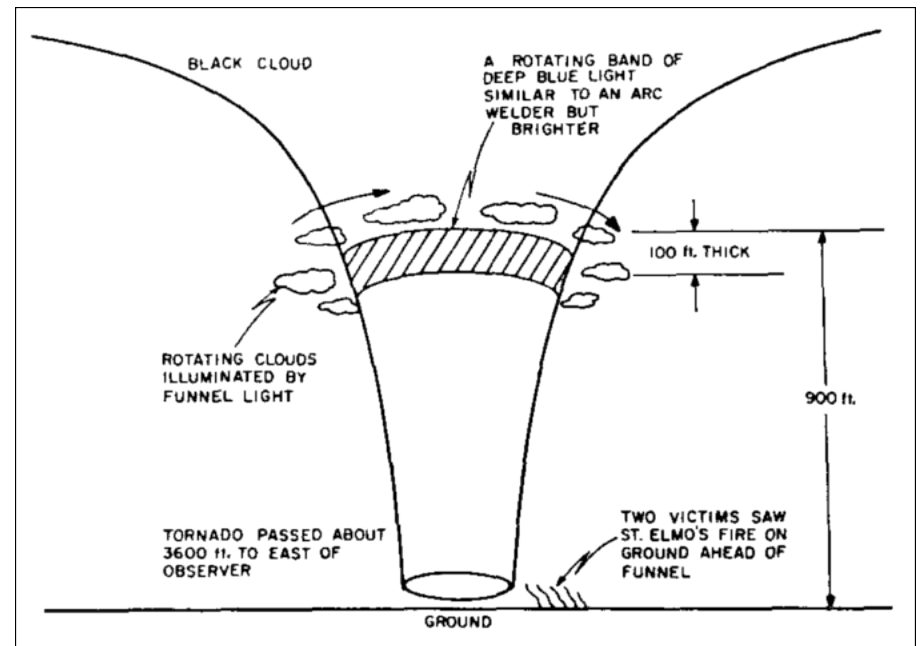


Figure 154. Diagram of Blackwell-Udall tornado, 1955-05-25, courtesy [Floyd Montgomery](#).

The following properties in the diagram are explained by the EMHD model:

- the expansion of the vortex in the direction of the flow, without pulling in any air above the surface (as proved by the persistent scud clouds near the top of the tornado, that should have been drawn in rapidly if there was any upper-level inflow),

- the fact that the condensation funnel was baseless (the air had too much positive charge to condense),
- the presence of St. Elmo's Fire (there was a strong positive charge above the surface), and
- the blue light being emitted at the tornado/mesocyclone interface (the positive charge was getting neutralized by a flow of electrons down from the cloud).

In addition to what is shown in the diagram, other reports include:

- an "electrical" smell (ozone, evidence of ionization), and
- difficulty breathing (high-pressure air with a strong positive charge).

In other words, the EMHD model explains *all* of the anomalous aspects of the phenomenon.

It's instructive to note the results of electric field measurements made on the same storm, and the characteristic interpretation of those results at the time.¹¹⁶

At the time of the passage of the funnel near [within 5 km of] one observing station, the surface electric field fluctuations became relatively quite small and the electric field density approximated 0.4 kV/m. There is little evidence suggesting that the electrical effects near the funnel

differ basically from normal thunderstorm electrification.

Small electric field fluctuations, and extremely low electric field densities, actually differ *radically* from normal thunderstorm electrification. And St. Elmo's Fire occurring in an electric field measuring 0.4 kV/m is not physically possible. (The pressure would have to be so low that there wouldn't be enough molecules present to create the observed luminescence.) The dismissal of the data was simply the researcher's reaction to that which he could not explain. The inexplicable lack of electric field would later become known as the "lightning hole," and remains inexplicable to this day outside the context of the EMHD model. And the glow discharge that was observed had to be the result of a concentration of electric charge near the vortex.

48. Balance of Forces

Having considered a wide variety of phenomena produced by supercell thunderstorms, we must also remember that all of these properties are caused by a finite number of forces. Therefore, the various forms are products of differences in the balances of forces present, and it would be useful to attempt to classify the

distinctive forms on the basis of the strengths of the forces. Then the hypothesis in question can be further challenged by comparing the asserted balance of forces with the *in situ* data.

Table 4. Balance of Forces Responsible for Different Properties



Green Thunderstorm

- negatively charged precipitation loses electrons to the positively charged air under the cloud, resulting in photon emissions
- should only be possible in an inverted polarity storm, where there is a positive charge "aloft" (as measured from the ground) with the main negative charge region above it



Beaver's Tail

- inverted temperature/humidity gradient – warm, dry air nearer the ground, topped by cool, moist air
- requires inverted polarity storm
- lots of negative charge in mesocyclone flowing through tube



Cloud-base Striations

- large amount of charge flowing down from cloud, into air and opposite charge in ground
- high-humidity air
- insufficient angular momentum to generate vortex



Funnel or Stovepipe

- strong positive charge in air clinging to ground
- moderate electron flow down from cloud
- moderate inflow to mesocyclone



Vortex Breakdown Above Ground

- more extreme energy release at surface resulting in higher swirl ratio
- weak inflow to mesocyclone



Vortex Breakdown at Ground

- even stronger positive charge in air clinging to ground, resulting in even higher swirl ratio
- weak inflow to mesocyclone



Shrouded in Turbulence

- even stronger positive charge in air clinging to ground, resulting in even higher swirl ratio
- weak inflow to mesocyclone



Wedge

- extremely strong positive charge in air clinging to ground
- massive negative charge in cloud flowing toward ground
- extremely robust inflow to mesocyclone



Baseless Vortex

- high conductivity in Earth and/or strong positive charge in air
- powerful updraft



Condensation Only at Surface

- weak positive charge and/or low conductivity in Earth
- only occurs in the seconds before the vortex falls apart

[49. Research Trends](#)

Now we should begin to consider the actual prospects for EMHD within the meteorological community. [NSSL](#) states that "as far as scientists understand, tornadoes are formed and sustained by a purely thermodynamic process." That's actually an understatement. They could have added, "and we don't see that changing." The following quote is from a relatively recent paper co-authored by the director of NWS's Storm Prediction Center.²¹⁹ The authors recount wild stories from the tornadic lore, many of which are a bit incredulous, but they only discredit the accounts of unusual EM phenomena. They further contend that such phenomena are *only* to be found in the lore, and are not to be taken seriously.

As our knowledge of tornadoes has increased, so has the quality of our observation. Many early accounts of tornadoes are filled with what today we would consider curious, or even false, observations of "electric" or "fiery" tornadoes. These strange accounts led many noted researchers to speculate that tornadoes were inherently electrical phenomena.

Indeed, for many years, the noted meteorologist Bernard Vonnegut was one of the leading advocates of a link between tornadoes and electricity. For instance, he

described a 1965 Ohio tornado as having a "beautiful electric blue light" and a "ball of orange lightning [that] came from the cone point of the tornado." A classic description by weather observer Floyd Montgomery of a "luminous" tornado in 1955 appeared in the June 1956 issue of *Weatherwise*. "As the storm was directly east of me, the fire up near the top of the funnel looked like a child's Fourth of July pin wheel.... As near as I can explain, I would say it was the same color as an electric arc welder but much brighter, and it seemed to be turning to the right like a beacon lamp on a lighthouse."

Even earlier accounts attempted to link tornadoes and electricity using damage assessment. Nineteenth-century meteorologist Robert Hare, for example, claimed that the "parched and scorched" nature of the vegetation following a 1835 New Jersey tornado conclusively proved that electricity is fundamental to tornado formation.

However, with the advent of cameras, video-cameras, lightning-detection equipment, and other sophisticated meteorological instruments over the last 50 years, we now find that tornadoes do not demonstrate marked electrical activity.

Research into the "electrical nature" of tornadoes has faded away. The question that must be asked (but unfortunately can't be answered) is, why did all those early accounts mention "luminous" tornadoes? Did they see something that we don't see today? Or was it self-fulfilling prophecy — people expected to see fiery tornadoes, and so they did?

The authors knew that tornadic luminosity has been captured with cameras *and* video-cameras, as some of the evidence is in the one of the papers that they quote (unless they didn't look at the pictures).¹⁵⁶ They *should* have known that lightning-detection equipment *has* detected marked changes in electrical activity during the tornadic phase of thunderstorms, as one of the Storm Prediction Center's initiatives is to predict tornadoes on the basis of lightning patterns (unless the Director didn't expect to see that in the budget, and so he didn't).^{117,118,119,120,220} They also should have known that "other sophisticated meteorological instruments" have detected powerful magnetic fields^{30,112,113,114} and telluric currents.^{112,179} So why did they dismiss the instrumented data? Then the authors attempted to discredit the eyewitnesses. Are we really to believe that the dozens of NASA scientists who observed the tornado in Huntsville, AL in 1974²¹⁰ all wrote false reports, because they "expected to see a fiery tornado"? *And did their film expect to be exposed to a fiery tornado?*

The question that *really* must be asked is why did all those modern authorities ignore the instrumented data and the credible eyewitnesses?

To understand the official stance against electric tornado theory, we have to see it in the context of the history of tornado research. The modern scientific study of tornadoes began with a classical thermodynamic approach in the 1950s. By the end of that decade, scientists already knew that tornadoes were not simple suction vortices. Through the 1960s, a number of EM hypotheses were considered. But after 20 years of research, it became clear to everybody that they just weren't making any progress. So in the early 1970s, the physics funding got cut, and a new strategy emerged. If the objective is to *predict* tornadoes, then by the time they spin up, it's already too late. So we actually need to forget about why tornadoes behave precisely as they do, and instead, we should be looking at the preconditions that *result* in tornadoes. This means focusing just on the original source of the energy in thunderstorms, which takes us above the storm scale, and into the study of air mass collisions, wind shear, etc. (Note that above the storm scale, electromagnetism is not a big factor, so this shift in granularity took it out of the picture.) And due to the poverty of data at that scale, and the processor-intensive nature of the Navier-Stokes equations, operational weather forecasting is not mechanistic physics — it's probabilistics. Take the data collected by the weather balloons, interpolate between the collection points to estimate temperatures, pressures, wind vectors, etc., throughout the area of interest, and then look for

recognizable patterns in the way everything is moving that will yield predictive value. If possible, quantify the causal relationships, such that whenever the preconditions are present, a numeric probability of the outcome can be generated.

Not having actually worked out the physics of tornadoes, in the mid-1970s meteorologists filled the void with a probabilistic model (as described in the section entitled "[Thermodynamic Supercells?](#)"). Because of the causal relationship between mesocyclones and tornadoes (especially the most powerful ones), the model simply extends the mesocyclonic rotation down to the ground to make a tornado. Even though it defies physics, this at least provides the framework for associating preconditions and outcomes, enabling numerically derived tornado forecasts with accuracy well above chance.

As concerns the evidence of unusual EM activity in tornadic storms, the only way that researchers can defend their funding is to deny that they're missing something, and to discredit those who attempt to call their attention to the oversight. In this context, it's not surprising to hear a ranking government official stating that "tornadoes do not demonstrate marked electrical activity," in spite of the evidence. The funding for electric tornado theory was cut in the early 1970s. If they can't get funding for probabilistic modeling, they can't get any funding at all. So the best thing for society is to suppress the evidence that tornadoes are electromagnetic. It was tough at first, but the passage of 40 years has made it

easier. Now they can say that unusual EM activity in tornadic storms is only to be found in the historical literature from more than 40 years ago. It's axiomatic that modern instruments don't detect such things, because there isn't any modern funding. Anybody who doesn't know this can be led to believe that the historical reports are simply not up to modern standards.

So now, thunderstorms are purely thermodynamic. For example, in 2009~2010 meteorologists spent \$12 million on [VORTEX2](#), the most ambitious tornado field study in history. The following is an impressive overview of the instrumentation that was deployed.

VORTEX2 used an unprecedented fleet of cutting edge instruments to literally surround tornadoes and the supercell thunderstorms that form them. An armada of 10 mobile radars, including the Doppler On Wheels (DOW) from the Center for Severe Weather Research (CSWR), SMART-Radars from the University of Oklahoma, the NOXP radar from the National Severe Storms Laboratory (NSSL), radars from the University of Massachusetts, the Office of Naval Research, and Texas Tech University (TTU), 12 mobile mesonet instrumented vehicles from NSSL and CSWR, 38 deployable instruments including Sticknets (TTU), Tornado-Pods (CSWR), 4 disdrometers from the University of Colorado (CU), weather balloon launching

vans (NSSL, NCAR and SUNY-Oswego), unmanned aircraft (CU), damage survey teams (CSWR, Lyndon State College, NCAR), and photogrammetry teams (Lyndon State University, CSWR and NCAR), and other instruments were deployed.

In all of that, there wasn't one single electric field meter or magnetometer. No study of a *thunderstorm* would be complete without at least one measurement of the degree of electrification — unless of course the storm spawns a tornado, in which case the structure and dynamics of the system become purely thermodynamic?

Unfortunately, neglecting key data guaranteed that meteorologists would hit the wall before crossing the finish line, and such is now the case. Only 1/4 of all mesocyclones produce tornadoes,⁵⁴ and even with *in situ* data, supercells that produce tornadoes are difficult to distinguish from those that do not.³³ Furthermore, some of the most powerful mesocyclones on record did not produce tornadoes,^{98,99} while 20% of all tornadoes descend from thunderstorms that aren't rotating.⁵⁴ Since meteorologists only look for mesocyclones when assessing the risk of tornadoes, the non-tornadic mesocyclones generate false alarms, and the non-mesocyclonic tornadoes strike without warning. With the existing model, those statistics will never improve.

So how are we to proceed?

To a physicist, this would be easy to answer. No CFD or laboratory simulation using realistic conditions has ever produced a tornadic vortex, and with good reason — the principles of thermodynamics preclude it. In a rigorous discipline, this would constitute proof of the presence of another force. In the atmosphere, that other force can only be electromagnetism. In the 1960s, electromagnetism alone was shown to be inadequate for tornadogenesis. There is only one other possibility — tornadoes result from a *combination* of electromagnetic and thermodynamic factors. Some exploration in this direction has been done in the last 40 years, such as the work that Vonnegut and others did with discharge vortices.^{108,109,110,221,222} Progress has been slow, due to a lack of funding, and because of the novelty of the approach. But in recent years, EMHD has come a long way, and now has a broad body of generalized principles that are being applied to a wide range of problems.⁷⁰ Some scientists are becoming of the opinion that *all* of the natural mysteries that have not already surrendered to either Newtonian *or* Maxwellian physics will, by definition, one day surrender only to a combination of Newtonian *and* Maxwellian physics. So the enigmatic nature of tornadoes is precisely the type of problem that calls for such an interdisciplinary approach.

But meteorology isn't a rigorous discipline. The paradigm shift in the early 1970s, from mechanistics to probabilistics, didn't just de-emphasize physics. It changed the way meteorologists think about physics. "Thermodynamics" has become a very loose, flexible framework that can be adapted easily to explain just

about anything, and in no sense is it constrained to physical laws.

If that sounded incredulous, consider the following abstract from a recent work published in a prestigious journal that extends the meteorological model of mesocyclones to explain volcanic plumes.²²³

A strong volcanic plume consists of a vertical column of hot gases and dust topped with a horizontal 'umbrella'. The column rises, buoyed by entrained and heated ambient air, reaches the neutral-buoyancy level, then spreads radially to form the umbrella. In classical models of strong volcanic plumes, the plume is assumed to remain always axisymmetric and non-rotating.

Here we show that the updraught of the rising column induces a hydrodynamic effect not addressed to date — a 'volcanic mesocyclone'. This volcanic mesocyclone sets the entire plume rotating about its axis, as confirmed by an unprecedented analysis of satellite images from the 1991 eruption of Mount Pinatubo. Destabilized by the rotation, the umbrella loses axial symmetry and becomes lobate in plan view, in accord with satellite records of recent eruptions on Mounts Pinatubo, Manam, Reventador, Okmok, Chaitén and Ruang. The volcanic

mesocyclone spawns waterspouts or dust devils, as seen in numerous eruptions, and groups the electric charges about the plume to form the 'lightning sheath' that was so prominent in the recent eruption of Mount Chaitén. The concept of a volcanic mesocyclone provides a unified explanation for a disparate set of poorly understood phenomena in strong volcanic plumes.

In mechanistic terms, all of the statements in their second paragraph are false.

Of all of the volcanoes studied (Pinatubo, Manam, Reventador, Okmok, Chaitén and Ruang), only the satellite imagery from Pinatubo actually showed any rotation in the umbrella — the others did not. As there isn't any way for an umbrella to rotate fast enough to become unstable without the rotation being apparent in the satellite imagery, the contention that umbrella rotation is an intrinsic property of volcanic plumes is false.

That leaves open the question of what caused the rotation at Pinatubo. The authors contended that it was boundary vortex tilting and stretching.

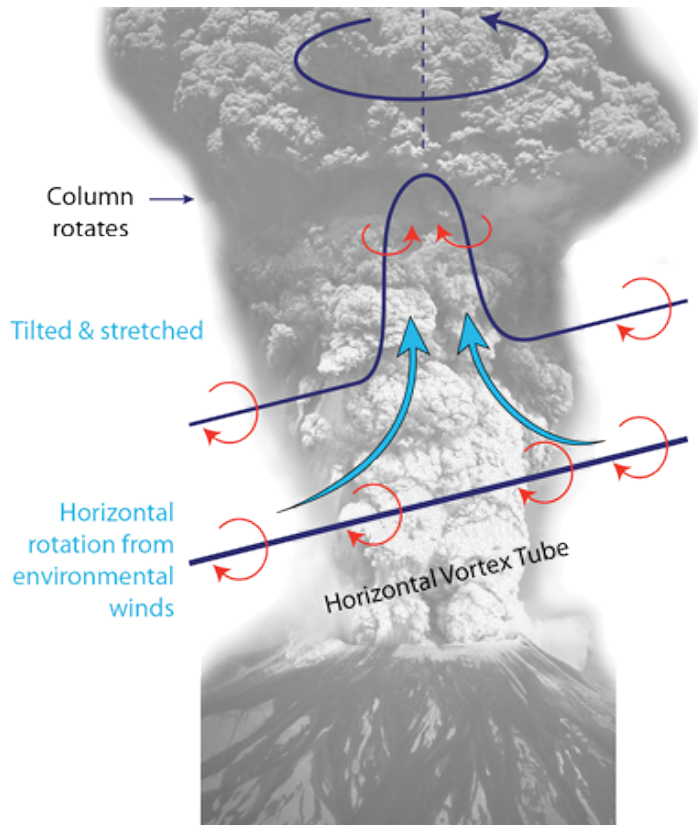


Figure 155. Induction of rotation in a volcanic mesocyclone, courtesy [P. Chakraborty, G. Gioia, and S. W. Kieffer](#).

In reality, two small, counter-rotating vortices do not combine into one big vortex – they cancel each other out – so that doesn't explain anything. The actual reason for the rotation at Pinatubo is that in an unprecedented

coincidence of catastrophes, the umbrella absorbed the impact of Typhoon Yunya, which then relaxed from a tropical cyclone to a tropical storm.^{224,225} As the angular momentum of a typhoon is real, there is no need to invoke artificial contrivances like vortex tilting and stretching.

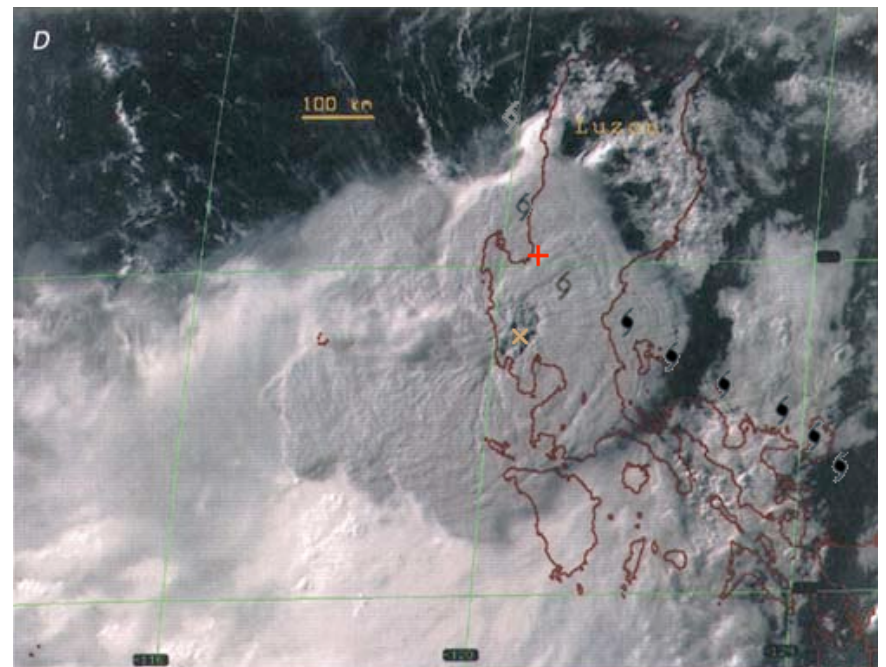


Figure 156. The umbrella above Mount Pinatubo (marked with a yellow X), 1991-06-15, 08:40 UTC, courtesy [USGS](#). The approximate position of Yunya at the time of the image is marked with a red cross.

Furthermore, a mesocyclone does not "group the electric charges about the [updraft] to form a 'lightning sheath'." In fact, it does the exact opposite — it forms the core of the lightning hole. The lightning in a supercell is primarily in the downdrafts (which volcanoes do not have) around the outside of the storm. The charge separation in a volcanic column actually begins with triboelectric charging inside the subterranean vents, and lightning is possible even at the mouth of the vents.²²⁶ So explaining volcanic column electrification with a mesocyclone metaphor is just not correct.

Lastly, to think that the slow rotation of an umbrella in the stratosphere is somehow connected to the fast rotation in a tornado at the surface of the Earth, when the tornado is separated from the umbrella by over 10 km of non-rotating air, is just not possible. Indeed, the plume in Figures 157 and 158, which is too weak to create an umbrella, and which is not rotating, nevertheless displays strong electrification and two tornadoes. It's clear that in volcanoes, and in thunderstorms, tornadoes can be correlated directly to the electric force, and not to updraft rotation.



Figure 157. Volcano with two waterspouts nearby at Kilauea, HI, July 2008, courtesy [Center for the Study of Volcanoes](#).



Figure 158. Lightning inside volcanic plume at Kilauea, HI, July 2008, courtesy [Center for the Study of Volcanoes](#).

Still, the authors were confident that they had achieved a "unified explanation for a disparate set of poorly understood phenomena"? Actually, they merely achieved a careless dismissal of a few bothersome anomalies, and this was sufficient scholarship in atmospheric thermodynamics to get published in a prestigious journal.

This is the type of discipline that one day will determine with rigorous logic that another force must be present in

tornadogenesis? First we'll have to teach meteorologists how to do rigorous logic. Then, if they stop suppressing evidence, they might realize that their model cannot be improved, and that tornadoes actually result from a combination of electromagnetic and thermodynamic forces. Then there will be progress.

And there might be a *lot* of progress. The following is a list of the previous sections that described possibilities already queued by the EMHD approach.

- [Effects of EM on Supercells](#)
 - A mechanistic model of the evolution of mesocyclones could support tornado warnings much further in advance (especially for EF2+ tornadoes, which are the most important to predict, and which are almost always the products of mesocyclonic storms).
- [Hail & Wind Shear](#)
 - A better understanding of hail production mechanisms could lead to more reliable hail warnings, and further in advance.
- [Steering Winds](#)
 - Tornado track predictions based on the vertical extent and EM organization of the storm, combined with the direction of the upper-level jet stream, might be more accurate than predictions made by existing methods.
- [Green Thunderstorms](#)

- The color of the outside of the cloud could be used (at least by people there to observe it) as an indirect measure of the degree of electrification, and thereby, the probability of tornadogenesis.
- [Atmospheric Vortexes](#), [Tornadic Levitation](#), and [Exploding Houses](#)
 - Currently, assessments of the forces acting on buildings during tornadoes make unrealistic assumptions about the nature of the flow fields. Laboratory tests instantiating realistic flow fields could lead to advances in the way we engineer buildings to withstand the actual forces.
- [Rear Flank Downdrafts](#)
 - The structure of the back-sheared anvil, and the density of virga falling out of it, might be closely tied to tornadogenesis, and operational emphasis on these factors could lead to more accurate tornado warnings.
- [Telluric Currents](#)
 - It might be possible to confirm that a tornado has touched down, and possibly even estimate its force, on the basis of electric currents in the ground.
- [RF Emissions](#)
 - The presence of a tornado can be verified by its radio-frequency emissions.
- [Waterspouts](#)
 - A study of non-mesocyclonic vortexes could help isolate the essential ingredients in tornadoes, leading to a reduction in the

number of unwarned events, and in the number of false alarms.

The next two sections explore a few more possibilities of a more immediate and practical nature.

50. Prediction & Detection

77% of all tornado warnings are false alarms, while 27% of all tornadoes occur *without warning*. And in none of the cases do we have the ability to predict the strength of the tornado that might form. Obviously, we're missing something. The rotation of the mesocyclone is definitely a factor.^{227,228,229,230} But if it takes a positive double-layer to turn a normal suction vortex into a bottleneck vortex, and if we're not even looking at any EM factors in assessing the risk of tornadoes, we will never have more than loose causal relationships. If we actually start looking at the active ingredients for tornadogenesis, we could see a major improvement in our predictive capabilities, and that could save lives.

Measuring electric charges from a distance is not possible, because charged double-layers build up, and there is no electric field outside of the double-layers. But moving electric charges generate magnetic fields, and these can be detected from a distance, because there is nothing to shield them. In fact, the magnetic field generated by a tornado was measured at 1.5×10^4 gauss from a distance of 9.6 km away using a magnetometer.¹¹² There is currently no construct within the mainstream research community that assigns any significance to these data. Nevertheless, and with or without a construct that can explain it, if there is a strong causal relationship between the strength of the magnetic field and the incidence of tornadogenesis, we should be looking at these data along with the thermodynamic factors when assessing the tornadic risks.

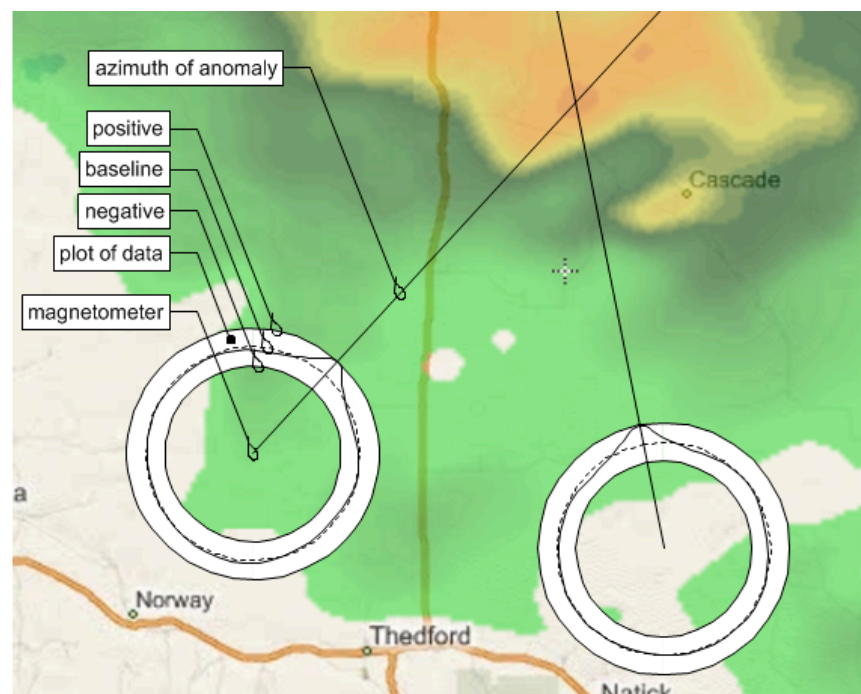


Figure 159. Data from an array of magnetometers, combined with Doppler radar data, might help pinpoint the location of a tornadic supercell.

And there are two different types of value that might be awaiting us if we pursue this. First, magnetometers might be able to detect the magnetic field being generated by the storm, where the stronger the field, the more organized the storm, and therefore the greater the

probability of tornadogenesis. Second, the tornado itself appears to generate a distinctive field that is greater than the field from the storm itself. Detecting *this* field wouldn't help us predict the tornado, but it would help us confirm that there is, in fact, a tornado on the ground, and might also help us estimate the strength of the tornado. This sounds trivial, but it is not. A tornado warning is one thing, but a confirmed report of a tornado on the ground is something altogether different, and is far more useful information to people in harm's way. This is especially true if confirmation is not possible any other way (if the tornado is rain-wrapped, or if it occurs at night).

The typical response to this proposal is that we already have an adequate strategy for the study of tornadoes, and that there is no need to be looking outside of the existing framework. Approximately \$15 million per year are spent in the U.S. on tornado research (including the efforts of NWS, a variety of educational institutions, and some private research facilities funded by NSF). This yields slow but steady progress in our understanding of tornadic storms. All of this research is focused on the thermodynamic context in which these storms occur, and on unrealistic numeric modeling of the dynamics of the storms. And \$15 million seems to be about the right amount of money to spend, considering that tornadoes only kill 89 people per year.

But all of that is predicated on the assumption that research into the electromagnetic nature of tornadic storms would be more expensive. Yet *this* research might

actually be *far cheaper*. High-precision, highly-directional magnetometers only cost a couple hundred dollars, and since they are hand-held units, they could easily be deployed experimentally as well as operationally. Scientists could use magnetometers to help locate tornadic storms to gather more data in the field. Considering the cost of field studies, adding a couple of \$500 magnetometers to increase the number of successful intercepts would make a lot of sense. And fixed installations could be used to help develop more accurate tornado warnings, along with instrumental confirmation of tornadoes in progress. Every town big enough to have a fire house and a police station should have a couple of magnetometers around the outskirts of town, feeding data to a central server that will issue alerts if critical magnetic field densities are detected.

51. Prevention

In the U.S. every year, tornadoes on average destroy \$982 million worth of property,^{1,2} and kill 89 people.³ This is not good. And it's just a matter of time before a tornado destroys a major U.S. city. It would be just too shameful if such a thing was allowed to happen, when it could have been prevented.

There have been suggestions, and even some funded research, concerning ways of preventing tornadoes assuming that they are purely thermodynamic. One proposal is to disrupt the storm using microwave energy beamed down from a satellite.^{12,13,14,15,16,17} Unfortunately, there is no way to realistically evaluate the effects of such a strategy, since no realistic thermodynamic model of supercells exists. (Looking at the effects of an introduced heat source within a creative mathematics model would be just playing with numbers.) And such a strategy would be prohibitively expensive to implement just to see how it would work.

The EMHD model suggests that other forces are at work in supercells, and this leads to the consideration of different strategies for tornado prevention. If a powerful positive charge in the RFD is one of the essential ingredients in a tornado, and if that charge could be neutralized, the tornado would dissipate. The mesocyclone would continue to run at full speed, but the inflow would not get stuck to the ground, resulting in the release of energy at the ground that is a tornado. And it's at least theoretically possible that triggering lightning

strikes in the RFD would neutralize enough of the charge to weaken or destroy the tornado.

Several different strategies for triggering lightning have been developed; the results pictured below are from a rocket with a wire attached to it.^{231,232} The straight line reveals the location of the triggering wire. The jagged lines are subsequent strokes of discharge after the triggering wire was vaporized. Another strategy uses a rocket that leaves a trail of conducting chemicals in its path.²³³ Yet another strategy involves using lasers to heat up the air, which increases its conductivity.²³⁴




Figure 160. Triggered lightning, courtesy [University of Florida](https://www.ufl.edu/lightning/).



Figure 161. Triggered lightning, courtesy [University of Florida](#).



Figure 162. Lightning rockets, courtesy [Chris Kridler](#).

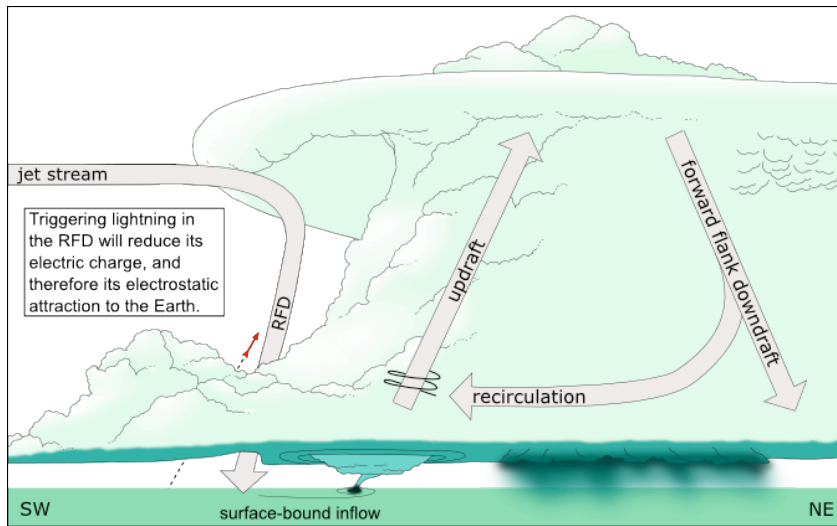


Figure 163. Possible tornado mitigation strategy.

While it's theoretically possible that this would work, and while it would certainly be worth testing just for the theoretical significance, it wouldn't *seem* to have any practical value. There can be dozens (or even hundreds) of tornadoes in one day, and having dozens (or hundreds) of teams in the field to deploy lightning rockets would not be economically feasible. Throw in the fact that tornadoes are just plain tough to catch, and it's hard to imagine how "tornado fighting" would ever be cost effective.

But there is a way that tornado fighting could be approached that would be far more practical. Of the 1,000

tornadoes that occur every year in the U.S., only 10 hit populated areas, and if we focus on protecting just the populated areas, we have a much smaller problem to solve. And instead of chasing the unpredictable bastards, we should just wait for the tornadoes to come to us, and only fight them if they threaten populated areas. In other words, considering the number of tornadoes that occur every year, and their unpredictability, and considering the cost of fielding that many full-time teams to fight them, a "man-on-man defense" is not the way to go. Rather, "goal tending" would be a more effective use of resources, since we're only concerned about a very small portion of the field. If every major city had trained tornado fighters who could respond on short notice to the threat of an approaching supercell, the chance of successful intercepts goes way up. And instead of maintaining full-time teams, we should simply call out the tornado fighters when they are needed.

This is not the way we study tornadoes, because the chance of a tornado coming to us is so slight. Any given city that is 20 km across, including suburbs, is going to get hit by *some* tornado once every 50 years. This is too infrequent to be useful for research purposes, so we increase our chance of an intercept by chasing the storms. But if we stop thinking about research, and start thinking about tornado prevention, the infrequency becomes a practical advantage. It means that tornado fighters will not have to deploy very often. If a city is to be hit by *some* tornado once every 50 years, then once every 15 years, a supercell that *could have* spawned a tornado will pass over the city, and perhaps 10 times a year, a

thunderstorm that *could have* become a supercell will pass overhead. If 10 times a year tornado fighters go out and fire lightning rockets into the RFDs, the city will be protected from the threat.

Finding people qualified to fire the rockets will not be hard. Rocketry is a hobby, and there are thousands of people in the U.S. who have the certification necessary to fire rockets of this type, just for the fun of it. The [National Association of Rocketry](#) currently has 108 local chapters throughout the country. So that's 108 cities that have

enough rocketry enthusiasts to form a local club. These people simply need to be trained to intercept thunderstorms. And certainly anyone who likes firing rockets is going to *love* firing lightning rockets. So finding candidates for the couple of days of classroom training, and a week or so of field training, will not be hard.

So let's see what it would cost to do this.

Table 5. Costs per Deployment

Description	Qty	Price	Amount
rockets (1 primary, 1 secondary, and 1 just to be sure)	3	\$700	\$2,100
labor (assuming 5 people/team, and 1 hour/deployment)	5	\$100	\$500
		Total	\$2,600

Table 6. Costs per City per Year

Description	Qty	Price	Amount
deployments (rockets + labor, from the table above)	10	\$2,600	\$26,000
training (assuming 2 new people per year on the team)	2	\$12,000	\$24,000
		Grand Total	\$50,000

At \$50,000 per year, the 50-year cost comes out to \$2.5 million. Since the 50-year event typically costs at least \$10 million, that's a 4-to-1 return on investment, or an average yearly net savings of \$150,000 per city. And that *is* practical. And in addition to saving money, we'd also be saving lives.

Since the aspect of the storm that needs to be attacked is the RFD, and which can be approached from the NW without having to get inside it, the tornado fighters would not have to get in harm's way to deploy the rockets. The major safety concern would be the risk to aviation in the vicinity.

For research purposes, we can go out in the middle of nowhere, and test the technique on tornado-warned, actively tornadic supercell thunderstorms. We can rest assured that there are no airplanes in *these* clouds, since no airplane can survive the hostile conditions within such storms (50 m/s downdrafts, grapefruit-sized hail, etc.).

But the practical application of this technology would be a different scenario. To protect a city from a tornado, the tornado fighters would obviously be much closer to a city. This means that they would be close to a major airport. Additionally, they wouldn't always be firing into actively tornadic supercells. If they deploy 10 times a year, and if a supercell only passes overhead once every 15 years, then ¹⁴⁹/150 of the deployments will be into normal cumulonimbus clouds. And there very definitely could be airplanes within these clouds.

Therefore, if tornado prevention is to become a practical reality, air traffic controllers will have a significant role to play. Once a meteorologist identifies a threatening thunderstorm, and calls out the tornado fighters, the local air traffic controllers will have less than 10 minutes to clear the thunderstorm of airplanes, or to call off the tornado fighters if they cannot.

It will be easy to get the buy-in of the Federal Aviation Administration (FAA), since a tornado hitting a major airport is FAA's worst nightmare. Planes fly nicely in the high wind speeds of a tornadic storm, but without the expertise of a pilot, they land poorly. So FAA should be as interested as anybody in seeing this initiative succeed.



Figure 164. Tornado near Stapleton International Airport, Denver, CO, 1988-06-15, credit Richard Filhart, courtesy [NCAR](#).



Figure 165. Planes that have landed poorly after flying in a tornado, courtesy [Tinker AFB History Office](#).

And certainly, asking air traffic controllers about the location of planes in the vicinity of an airport will not exactly be an unusual question. It's just that they have never been asked *this specific question* before. Being able to answer this question with absolute certainty might take new hardware, and/or new software, and/or a new protocol. FAA will have to estimate the cost of its part of this initiative, and that will then be added into the cost-benefit analysis.

52. Conclusion

This has been, and will continue to be, a massively speculative work. The key data to make or break the central tenets have not been collected, because the hypothesis that suggests their significance has not existed until now. Regardless, the situation dictates that anyone proceeding into this territory must leave *terra firma* behind. Nevertheless, it was demonstrated that the EMHD model is *physically possible*, and that nothing in a 200 page description of well-known, distinctive characteristics within the problem domain fell outside of its scope. In these respects, this construct is clearly superior to existing models. It remains to be seen whether future research will fill in the blanks, or begin to reveal discrepancies. But since the existing frameworks have already hit their limits well short of completion, the EMHD model represents our best opportunity for progress.

[53. Previous Works](#)

Introduction

Normally, a well-researched work begins with a review of the previous works. But the present work is by no means a simple extension of what has gone before, and as such, it would have been confusing to introduce this research in that format. So the relevant aspects of existing theories were mentioned in each section, while none of them were discussed head-on. It is nevertheless appropriate to at least mention the central contentions of several of the better-known theories, and to cite the reasons for not simply extending those works. (This section will be expanded in the future, as time permits.)

Bernard Vonnegut et al. — Joule Heating

This was the first modern electromagnetic theory of tornadoes, and it was based largely on the extremely robust EM properties of the Blackwell/Udall tornado on May 25, 1955. Specifically, there were reports of sustained arc discharges at the tornado/mesocyclone interface. It was hypothesized that this lightning was creating enough heat to put the storm into overdrive.[105,106,107,108,109,110](#)

This theory was discussed in the section entitled "[Electric Tornadoes?](#)" and elsewhere.

Rathbun, E. R. — Positive Ions

This theory asserts that a brush stroke of lightning discharge will ionize the air, and the positive ions near the ground will then be attracted to the negative charges inside the cloud.[121](#) As the positive ions move toward the cloud, they will begin to rotate due to the Earth's magnetic field.

This ignores the fact that proton-neutron pairs are 4,000 times heavier than electrons. Hence positive ions do not move appreciably in any ionized channel — it is the electrons that do the moving. This leaves Rathbun without a way of explaining the movement of the air, since the movement of electrons does not accelerate the air through which it passes.

As concerns the initiation of rotation due to an ExB force from electric charges moving in the presence of the Earth's magnetic field, see the comments on the work of Dehel et. al. (below).

Silberg, P. — Ring Current

Also based on the Blackwell/Udall tornado, Silberg proposed that a "ring current" existed at the tornado/mesocyclone interface, which generates RF energy capable of heating the air, resulting in a tornado.[122](#)

Thompson and Thompson define the ring current or ring discharge as an electrodeless electrical discharge where the electrical field within the gas forms closed curves.

They describe laboratory experiments in which the required electrical field is produced by induction with the aid of an enclosing solenoid through which a time-varying current is passed similar to a solenoid used for induction heating.²³⁵

Silberg calculated that a current density in a *sustained* ring discharge equal to the current density in an *instantaneous* lightning strike could project enough heat onto the ground to produce a tornado. Yet an electromotive force up to the task was not identified. Furthermore, the evidence of elevated temperatures on the ground is extremely sparse.

More problematic is the supposition that a ring current (or any other heat source) could create a tornadic flow field. To get the lowest pressure and fastest winds at the ground level, the majority of the energy conversion has to occur at the ground level – and it has to be absent elsewhere.

Berson, F. A., and Power, H.

This theory states that moving electric charges become tornadic because of the influence of the Earth's magnetic field.¹¹⁴

See the comments on the work of Dehel et. al. (below).

Evgeny Krasilnikov

Comments on this theory are still in preparation.^{22,124}

Edward Lewis – Ball Lightning and Related Plasmoidal Effects

This theory essentially threw tornadoes into a vat of poorly understood phenomena that can all be summarized as inexplicable manifestations of electromagnetism.¹⁶³ Lewis never demonstrated the principles responsible for ball lightning, and his work within this field of focus merely identified many strange things which might all be attributed to the same underlying cause – whatever that might be. Hence the work was not specific enough to support specific criticisms.

Wallace Luchuk – JxB Force

This theory suggests that the energy of the tornado comes from the interaction of a storm generated toroidal electric current field with the Earth's magnetic field (a JxB force). The intensification of the tornado when touching down is explained by the stimulating effect of the Earth's conductivity.⁹⁷

While this is one of the few works that directly addresses the root issues in tornado theory, and seeks to describe forces in a fully mechanistic way, it leaves way too much on the table. The only part of the tornado that is treated is the surface/tornado interface, and the only aspect of this that is discussed is the rotation. There is no mention of the source of the low pressure or of the electric field that

are cited as the driving forces in the phenomenon. Most importantly, no mechanism is provided for constraining the electric current to the narrow base of the tornado.

As concerns that actual strength of the ExB force, see the comments on the work of Dehel et. al. (below).

Hiroshi Kikuchi – Magnetic Reconnection

Kikuchi explores possibilities associated with magnetic reconnection of moving electric charges.¹²⁵

While moving electric charges, in supercells and more dramatically in tornadoes, definitely generate magnetic fields, we should expect the magnetic force to be near infinitesimal compared to the electric force at non-relativistic speeds. The electric force was shown to be just barely within range to modulate the behaviors of the storm. This puts the magnetic force way, way out of range.

Peter Thomson – Charged Sheath Vortex

This theory maintains that charges in motion inside the mesocyclone develop magnetic fields that resolve into a unified structure, and that once established, this structure forces new air to enter from the bottom only, and to contribute to the structure as it spirals into the vortex.¹²⁶

Aside from the fact that the magnetic fields are too weak to influence thermal fluxes, this theory doesn't account for the concentration of energy at the base of a tornado.

When encountering friction at the surface, the air speed will be reduced. This will reduce the magnetic field density, and the vortex will fall apart at the surface.

Mikhail Scherbin – Angular Momentum of Lightning

This theory states that lightning strikes will generate angular rotation in the surrounding air, due to the magnetic fields that they generate, and that this angular momentum builds up from successive lightning strikes, resulting in rotation in the air being drawn into a mesocyclone.¹²⁷ This rotation then matures into a tornado (somehow).

Even if extremely small-scale rotation *could* result in large-scale angular momentum, this ignores the fact that the charge flow in a lightning strike involves many reversals of direction, where the magnetic fields reverse as well. A net angular momentum left in the air is not likely.

Tom Dehel et al. – Lorentz Force Acceleration

This work is similar to the present work in some respects, but fundamentally different in others.¹²⁸ It asserts that:

- The air being drawn into a tornado is electrically charged. The sign of the charge is not identified. The source of the electric charge is triboelectric charging by collisions of particles within the flow of air. Another source of charged particles is the natural ionization of atmospheric molecules such

as oxygen. Additional ions are also created through the action of strong atmospheric electric fields.

- An estimate of 2.14×10^{14} charged particles/m³ is given. The charge per particle is estimated at 3.2×10^{-17} C. This means a space charge of 6.8×10^{-3} C/m³ in the tornadic inflow. At an estimated 20 kV/m of electric field between the ground and the cloud, this yields 136 N/m³ of upward force on the air, while the force of gravity is only 6.75 N/m³. Hence the electric force pulling the air up is 20 times stronger than the gravitational force pulling it down. Therefore, the "updraft" is considered to be (at least partially) a product of the electric force.
- The rotation of the tornado is considered to be a product of the Lorentz force, where the air is deflected into a spiraling inflow pattern because it is a moving electric charge within the magnetic field of the Earth.

Critics have argued that:

- The estimate for the number of charged particles, and for the amount of charge in them, is high.
- The estimate for the strength of the electric field present under a supercell (20 kV/m) is also high. (Actual readings are more like 5 kV/m.)
- Even if the actual number of particles involved is 2.14×10^{14} , that's small in comparison to the total number of molecules in a cubic meter of air (roughly 1×10^{23}). If the electric force is only

operating on one billionth of the molecules, the motion of such particles will not create a noticeable effect on the surrounding air. Hence the contention that the updraft is a manifestation of the electric force is indefensible, no matter how strong the electric field. The contention that the inflow is deflected into a spiral by the Lorentz force is indefensible for the same reason. (The charged particles will be deflected, but this will have little effect on the surrounding air.)

- Even with the over-estimated forces, the Lorentz force contribution was shown to be barely sufficient to keep the vortex rotating above the surface, and is not even capable of "spinning up" the vortex. And this is only considering the friction in the air above the surface. The friction *at* the surface is at least 1,000 times greater than all of the friction encountered in the remainder of the distance between the ground and the cloud. So forces powerful enough to rotate air *at the surface* are never considered, leaving *tornadoes* unexplained.
- No explanation is given for tornadoes that rotate anticyclonically. *Most* tornadoes in the Northern Hemisphere rotate CCW, and *most* in the Southern rotate CW. So the prevailing direction is "cyclonic." Since the direction of the Earth's magnetic field is opposite across the hemispheres, the Lorentz force will act in the opposite direction, and the proposal works (theoretically) for *most* tornadoes, but leaves the exceptions on the table. It's obvious that if we simply reverse the polarity

of the charges, the Lorentz force will act in the opposite direction. But positive and negative charges play very different roles in a thunderstorm, and we can't just switch the poles and expect the storm to behave in the same way. In fact, ambiguity of polarity has never been observed, in CCW or CW storms, in the Northern or in the Southern hemispheres. This suggests that at most, the Lorentz force might contribute to cyclonic tornadoes, and detract from anticyclonic ones, but is not a significant factor in either.

The present work responds to Dehel et al., and their critics, in saying that the tornadic inflow is definitely charged, but the important thing is not its electrostatic attraction to the cloud, but rather, to the ground because of an induced charge in the surface of the Earth. And while Dehel et al. are thinking in terms of charged water molecules, because these are "typically" the charge carriers in a thunderstorm, the present work assumes that the positive charges are being manufactured at the top of the cloud, and that on the way down to the ground, there is time for the charges to become distributed throughout the oxygen and nitrogen molecules, meaning far more body force. Dehel et al. need to look for particles of a particular size in order to get the gyroradii that they want, but the present work does not have the same motive, and there are a number of lines of evidence in support of the contention that the nitrogen and oxygen molecules are getting ionized.

Hiroshi Kikuchi – Electric Helicity

This work observes that helicity can be generated by an electric quadrupole operating above the breakdown voltage of the air.^{236,237} In Figure 166, note the blue halos around the two upper branches of this discharge.



Figure 166. Helicity surrounding arc discharges in an electric quadrupole, courtesy [Hiroshi Kikuchi](#).

This is not relevant to the study of tornadoes, as the helicity is a product of the Lorentz force, but requires the relativistic speeds in an arc discharge to develop sufficient magnetic fields to accomplish such acceleration. In a tornado, there is no sustained arc discharge, and the magnetic fields are far too weak, as established by Dehel et al.

Forest Patton et al. — Descending Mesocyclones

This theory states that a downdraft going through a bi-level charge structure in the middle of the cloud can create a downward-pointing cone, where the inner wall of the cone is negatively charged, and the outer wall is positively charged.¹³⁰ Then a combination of latent heat release, centrifugal force, and electric force will pull the cone into a rapidly-rotating funnel cloud, that could descend to the ground and become a tornado.

Patton et al. do not seem to realize that some of the givens are mutually exclusive. They discuss rotating charges with centrifugal forces, and then they inject a downdraft into the mix, to create a cone. Then, as cold air in the downdraft meets warm air in the updraft, precipitation is generated, which is centrifuged out of the cone, pulling in more cold air from above, and warm air from below. But how were these charges rotating in the first place, and what keeps them rotating, such that the centrifugal force will perform as expected? In order for this theory to be credible, the force necessary to create and maintain the rotation has to be identified.

Richard Heene et al. — Magnetic Acceleration

This theory maintains that the rotation of charged particles around the updraft within the mesocyclone generates a magnetic field along the axis of the mesocyclone, and that below the cloud, this magnetic field projects down to the Earth, where it can accelerate magnetically-responsive particles at the surface toward the cloud. The acceleration of charged particles then accelerates the air, and this causes the low pressure within the tornado.²³⁸

It is certainly true that rotating electric charges will generate a magnetic field. (See Figure 167.) But it is naive to think that this will cause the robust updraft inside a tornado. Outside of the mesocyclone, the magnetic lines of force will splay, and the field density will diminish rapidly. At the surface, magnetic fields of roughly .2 gauss have been measured, which is surprisingly high, but is still low in comparison to the Earth's magnetic field, which is roughly .5 gauss. If a field density of .2 gauss could accelerate particles, why would there be any particles left at the surface, after the Earth's magnetic field had its wily way with them before the storm arrived? Furthermore, iron is the only element that is likely to be present and that is highly responsive to the magnetic force. But tornadoes are possible even where there is little to no iron present (such as in vortexes over the ocean). Above the surface, where the field will be stronger, there is only air. Nitrogen and oxygen are not responsive to magnetism. Water molecules are present, and these are diamagnetic, which means that in the

presence of a magnetic field, the molecules *become* polarized and then can be accelerated by the field. But the effect is extremely weak, and it would take roughly 100,000 gauss to overcome gravity.²³⁹

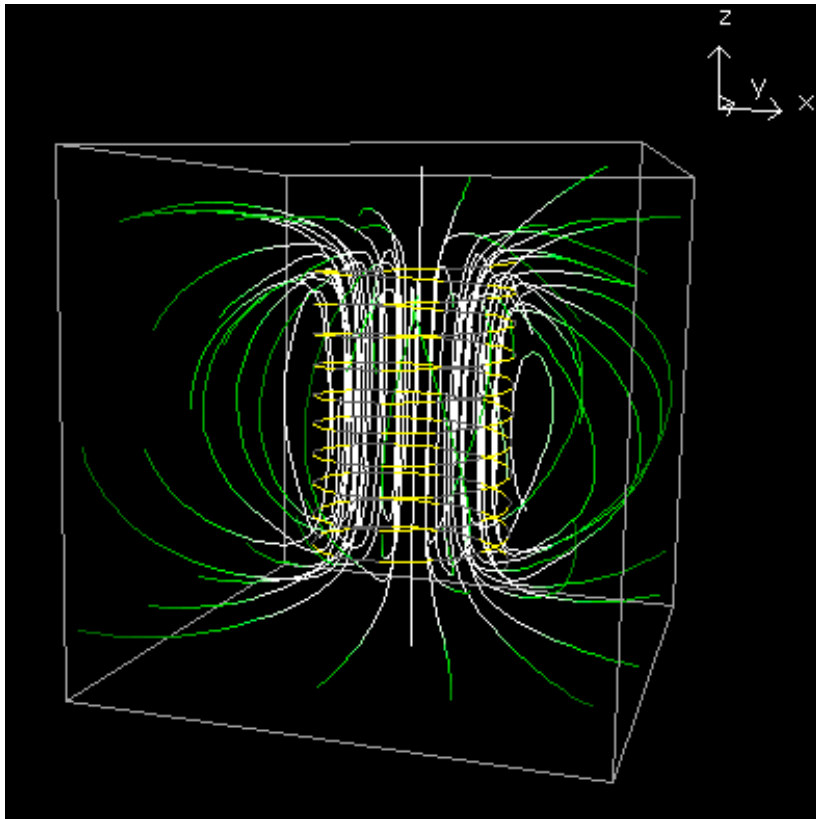


Figure 167. Magnetic lines of force generated by rotating electric charges. Electrodynamics applet by [Paul Falstad](#).

Electric Universe – Ionosphere-Surface Current

This theory states that the Earth is negatively charged, and that the atmosphere is a leaky capacitor, where there is a fair-weather current all of the time flowing from the Earth toward outer space, but that unique conditions can reduce the resistance within this capacitor, resulting in an enhanced current.^{240,241} One such condition would be the reduced pressure within a mesocyclone, which would increase the conductivity of the column of air from 1 km to over 12 km above the surface. This is only a fraction of the distance to the ionosphere, but it traverses the densest part of the atmosphere, and this is the source of $2/3$ of the resistance between the surface and the ionosphere. Hence the mesocyclone could be opening up a conduit through which a current could flow.

The problem with this theory is that it does not explain vortices that descend from non-mesocyclonic thunderstorms. It also does not take into account the fact that the global current is extremely weak. The "fair weather field" is something like .1 kV/m, which is vanishingly small compared to the fields in a thunderstorm. So it is far more likely that storm-generated fields are the only forces that could possibly be influential. It also labors under the same criticisms directed at the joule heating theory – the airflows in a discharge vortex are fundamentally different from those in a tornadic vortex.

Dmitriev et al. – Vacuum Domains

Review in progress.²⁴²

Büker and Tripoli – Analogous Thinking

This work suggests that similarities between formulas in thermodynamics and electromagnetism offer opportunities to merge the two disciplines on the basis of the similarities.²⁴³

For a clearer idea of what they're talking about, you'll have to read the paper. But just to give a (bad) example, let's consider merging the Coriolis Effect with the Lorentz force. Air approaching a tropical cyclone appears to be deflected to the right in the Northern Hemisphere because of the rotation of the Earth. If the air is charged, it will also be deflected, because it is generating a magnetic field, and in the presence of the Earth's magnetic field, there will be a $E \times B$ drift. Therefore, we can merge the two principles, and know more about both the Coriolis Effect *and* the Lorentz force because we picked up a few terms from both sets of equations. Now we can expect all cyclonic motion to be exhibiting electrodynamic effects, since we know by the Coriolis-Lorentz equations that these are coupled forces.

Turbulent hydrodynamics	Electromagnetism	Analogous Variables	
Navier-Stokes $\frac{\partial \mathbf{u}}{\partial t} = -(\boldsymbol{\omega} \times \mathbf{u}) - \nabla \left(\frac{p}{\rho} + \frac{u^2}{2} \right) + \nu \nabla^2 \mathbf{u}$	$\frac{\partial \mathbf{A}}{\partial t} = -\mathbf{E} - \nabla \phi$ $\mathbf{E} = \text{electric field}$	Vector and scalar potential	\mathbf{u} \mathbf{I} \mathbf{E}
Lamb vector and vorticity $\mathbf{l} = (\boldsymbol{\omega} \times \mathbf{u}) \quad \nabla \cdot \boldsymbol{\omega} = 0 \quad \boldsymbol{\omega} = \nabla \times \mathbf{u}$	$\mathbf{B} = \nabla \times \mathbf{A} \quad \nabla \cdot \mathbf{B} = 0$ magnetic induction	Coloumb Thomson	$\boldsymbol{\omega}$ \mathbf{B}
vorticity tendency $\frac{\partial \boldsymbol{\omega}}{\partial t} = -\nabla \times \mathbf{l} + \nu \nabla^2 \boldsymbol{\omega}$ <small>- viscous term removed</small>	$\frac{\partial \mathbf{B}}{\partial t} = -\nabla \times \mathbf{E}$ Faraday's Law		
Lamb vector tendency and turbulent current (\mathbf{j}) $\frac{\partial \mathbf{l}}{\partial t} = \nabla \times \boldsymbol{\eta} - \mathbf{j}$	$\frac{\partial (\epsilon_0 \mathbf{E})}{\partial t} = c^2 \nabla \times \mathbf{H} - \mu_0 \mathbf{j}$ <small>(zero polarization)</small> Ampere's Law		$\boldsymbol{\eta}$ \mathbf{H}
vorticity field strength ($\boldsymbol{\eta}$) and magnetization $\boldsymbol{\eta} = \mathbf{u} ^2 \boldsymbol{\omega} - \mathbf{M}$ $\mathbf{M} = \mathbf{u}(\mathbf{u} \cdot \boldsymbol{\omega}) + \nu \nabla^2 \mathbf{u}$	$\mathbf{H} = \frac{1}{\mu_0} \mathbf{B} - \mathbf{M}$ magnetic field strength and magnetization		
turbulent charge density $\nabla \cdot \mathbf{l} = \mathbf{u} \cdot \nabla \times \boldsymbol{\omega} - \boldsymbol{\omega} ^2 = \rho_n$	$\nabla \cdot (\epsilon_0 \mathbf{E}) = \rho_e$ electric charge density		ρ_n ρ_e

Figure 168. Analogies between hydrodynamics and electromagnetism, courtesy [Büker and Tripoli](#).

Such reasoning is fatally flawed, and is a gross misinterpretation of the nature of EMHD on the part of the authors. Formulas in different disciplines might be the same, but unless they are the same for the same reasons, terms from one discipline cannot be substituted directly into formulas from the other.

Ironically, these authors would probably agree with the hypothesis presented in this paper, since the toroidal form is important in both fluid dynamics and in electromagnetism, and such proves that the formulas can be merged. But the present work would reject their approval. The central hypothesis is that *because* of the coincident forms, there is a positive feedback loop, and this is responsible for the emergence of a new property

set. Toroidal flows don't know to be toroidal so physicists can re-use EM equations on them, and seeing superficial similarities in formulas does not deepen our appreciation of the underlying physics. It merely opens the door to category errors.

Anonymous – Cymatics

This theory states that tornadoes are caused (at least in part) by self-organizing sound waves. (See [this](#) for an example of the complex patterns that can appear in resonating fluids, or gases with particulate matter in them.)

This is a "anything's possible" theory that needs to be developed into a "this is possible" theory before it can be evaluated.

It should be noted that research *has* shown a clear relationship between the frequency of sound waves generated by a tornado and the size of the tornado.²⁴⁴ The researchers went so far as to say that very low frequency sound waves might be useful in tornado detection from a great distance. But whether these sound waves are artifacts or reentrant factors in their own right remains to be demonstrated.

Anonymous – Sun Spots

This theory hasn't been traced back to a specific source yet, but the idea is that tornadoes are most likely when Sun spot activity is the greatest.²⁴⁵

Interestingly, there does seem to be an inverse relationship between sunspots and tornado fatalities. Notice that in Figure 169, for the last 10 cycles, in each sunspot minimum there was only one peak in the fatality smoothed curve.

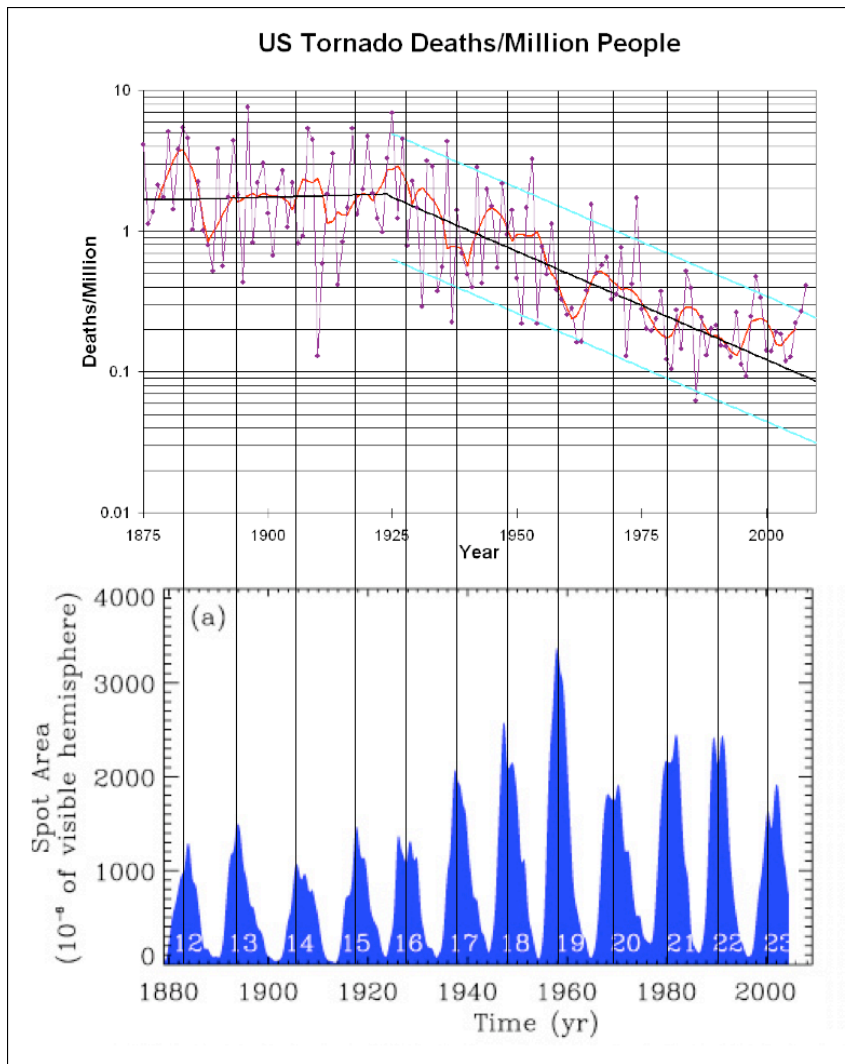


Figure 169. Tornado fatalities compared to sunspot cycles.

The nature of the relationship is unclear, but it's interesting to note that recent research at CERN on the CLOUD project has identified a correlation between sunspots and the strength of the Earth's geomagnetic fields (as the particles from CMEs augment the Earth's field), and a weaker field allows more cosmic rays to penetrate the atmosphere. These have been shown to increase the condensation of water vapor. Hence fewer CMEs result in more clouds. The extrapolation of this reasoning would be to the possibility that more clouds mean more storms.

Miscellaneous Probabilistic Theories

There are a wide variety of theories positing the existence of causal relationships between tornadogenesis and external factors.

- Tornadoes are most likely above oil fields, since the oil has a net charge.²⁴⁶
- Tornadoes are most likely above magma chambers, where magma flows are generating electric currents and magnetic fields.²⁴⁷
- Tornadoes are most likely when gravity waves are passing through the air.^{248,249,250}
- Extreme weather in general is more likely when various alignments of the Sun and the planets are present.²⁵¹
- Tornadoes follow rivers, roads, railroad tracks, etc. (This has never been quantified.)

- Tornadoes are most likely to start and stop at the transitions between positive and negative anomalies in the Earth's magnetic field. (The Earth's magnetic field is approximately 0.5 gauss, with local fluctuations of +/- 0.004 gauss, due to the magnetic properties of the crust. Click [here](#) to see a 7.18 MB image comparing tornado tracks with magnetic anomalies. The tornado track and magnetic anomaly data are not perfectly indexed – the projections and central meridians are slightly different. A better image will be posted when it becomes available.) Attempts to quantify the correlation are in progress.

None of these theories have demonstrated how the forces in question could explain the wide variety of distinctive properties of supercells and tornadoes.

Conclusion

There is no shortage of epiphanies within the solution domain, but the epiphanies do not pass the quickest of sanity checks. What is needed is a thoroughly considered theory that covers the length and breadth of the problem domain with *plausible physics*. Such has been, and will continue to be, the objective of the present work.

54. Future Research

There are a wide variety of approaches to further developing these ideas. Which approach would return the most benefit for the least cost is still under consideration.

- Computer Simulation
 - Generally the first place to start is to attempt a computer simulation of the proposed forces. While a pure physics simulation of the proposed EMHD interactions in such a complex system would be far too processor-intensive, a cheaper alternative would be to estimate the forces and to instantiate the effects in an algorithmic modulation of a thermodynamic simulation. Heuristics could be used to fine-tune the artificial forces until an exact solution is achieved. Then the model could be queried for specific values to compare against existing field data. If the model can achieve exact solutions faster, and if the model is applicable to a wider variety of storms with less fine-tuning, it would be more useful than existing modeling strategies.
 - This would still take a supercomputer, and supercomputer time takes money. Unfortunately, that kind of money isn't available for this kind of research, so this strategy will have to wait for later.
- Laboratory Demonstration
 - One of the central contentions concerning tornadoes is that the inflowing air is positively charged, and that such inflow tends to hug the surface because of an induced electrostatic potential between it and the Earth. Then, it is released from that bond by an electric current through the low-pressure channel at the centerline. A simple laboratory apparatus could demonstrate this phenomenon, and the properties of the vortex so created could be compared to the properties of tornadic vortices.
 - Plans for such an apparatus are [here](#).
- Field Studies
 - Space Charge Studies
 - One of the central tenets of the EMHD model is that the tornadic inflow is positively charged, and that the charge increases with proximity to the ground, as well as with proximity to the center of the inflow channel. Confirming this would take a space charge study.
 - It would be much easier to do such a study on waterspouts.

- Off the Florida Keys, waterspouts are quite prevalent, so the chance of a successful intercept during peak season (i.e., late summer) is high.
- Since waterspouts are consistently weak (\leq EF1), the risk of injury during an intercept is low.
- Waterspouts typically move slowly and predictably, so they are easier and safer to intercept.
- High-speed motorboats attempting intercepts can legally travel faster than cars on land.
- Motorboats are not limited to roads. Traveling "as the crow flies" is faster, and opportunities won't be missed because there wasn't a passable road to the intercept point.
- Motorboats are far more maneuverable than cars, at low and at high speeds.
- The color of the water provides visible evidence of the near-surface flow field, providing information that would otherwise take a large array of anemometers.
- Waterspouts don't have saltating and/or creeping particulate matter in the inflow channels that could perturb electric field and space charge studies.
- Magnetometer Studies
 - The magnetic fields, of supercells and of the tornadoes themselves, should be studied.
- Triggered Lightning Studies
 - The most incontrovertible test would be to see if lightning rockets could be used to downgrade or eliminate the tornado. If the central contention is that electromagnetism is an integral part of the structure of a supercell, then why don't we just try taking electromagnetism out of the equation and see what happens?
 - In addition to being the best test of the theory, it will also be a test of the practical application.
 - In order to conduct these tests, a [certificate of authorization](#) must be obtained from FAA. Unfortunately, one of FAA's requirements is that the research be publicly funded, and of course, there is no funding for this paradigm. So this will have to wait for the project to pick up more momentum from the other strategies listed above.

[55. Call for Volunteers](#)

While the present proposal seems simple enough, it took a lot of work to extract that simplicity from a far larger body of literature. Yet the amount of work that remains to be done is staggering. The specificity and accuracy of the theory needs to be increased, and the theoretical implications of such increases need to be fully considered. If the theory persists, laboratory and field studies need to be conducted to further challenge it. Insofar as there is no funding for this line of reasoning, the work can only be done by volunteers. People with skills in fluid dynamics, thermodynamics, meteorology, electrostatics, electrodynamics, geophysics, plasma physics, computer programming, and radar can all add value to this project. Anyone wishing to contribute will share in the credit, and should e-mail the author to coordinate efforts.

Volunteers can also help advance this initiative simply by writing to their elected representatives, and urging them to fund research such as this. U.S. citizens can also write to the members of the relevant [Senate Subcommittee](#). (When writing to congresspersons, do not bother to be verbose, as the letter is only going to be read by a congressional aide. Simply state the issue and which side of it you're on. This will get the letter into one stack or another. The representative will then be informed of the number of letters in each stack.)

56. Acknowledgments

The author cannot help but acknowledge the tireless efforts of the late Dr. Bernard Vonnegut, who almost single-handedly carried the EM torch for 40 years, regardless of the unanimous opinion of the meteorological community that he was wrong. Early in this paper, it was useful to distinguish the present work from Vonnegut's, as typically, anytime EM theories of tornadoes are presented, meteorologists simply practice their Vonnegut-bashing technique, and never bother to listen to what's actually being said. So it served the purposes of this initiative to say that this is definitely *not* the same as the previous generation's theory. But of the key evidence cited in this paper, more of it came from Vonnegut than from any other source. Had he not documented the distinctive EM properties of the tornadic storms in Toledo, OH, 1965-04-11, and in Huntsville, AL, 1974-04-03, and had he not investigated the EMHD properties of discharge vortexes, it would have been impossible to get *all of the evidence* sorted out into the present framework. So the present work's first and greatest debt is owed to this paradigm's earliest and staunchest supporter – thanks Dr. Vonnegut.



Figure 170. Bernard Vonnegut Jr., 1914~1997

The second debt is to Wallace Luchuk, who by his work in the late 1990s, and in numerous correspondences, taught the author to analyze tornadoes in fully mechanistic terms. Luchuk was also the first to clearly state that the primary energy conversion in a tornado is at the ground, which is central to the present work. We came to disagree on the solution, but with the correct approach and a well-defined problem, the rest is easy, and Luchuk gets the credit for paving the way for the present work.

Thanks to Kevin Linzey for listening patiently to many early versions of this theory, and for his clear-headed, objective analysis of each contention.

Thanks to Alexandra Duffy for editorial review of this paper.

Thanks to Kevin Johnston, Michael Gmirkin, Ernest Richards, Thomas Beck, Ronald Townsend, Carl Johnson, Roger Chandler, Jr., Tim Erney, Michael Harrington, Kiyong Kim, Paul Olsen, Ron Graves, Vladislav Stanev, and Hubert DeVries for their many criticisms and suggestions.

57. References

1. Storm Prediction Center, 2000: [Total cost of damage \(most recent\) by state, 1950-1996](#). *statemaster.com*
2. Changnon, S. A., 2009: [Tornado Losses in the United States](#). *Natural Hazards Review*, 10(4): 145-150.
3. Storm Prediction Center, 2000: [Tornadoes and deaths by year and month, 1950-1999](#). *spc.noaa.gov*
4. Rice, D., Welch, W. M., Leger, D. L., and Winter, M., 2013: [Monster Oklahoma tornado kills 51](#). *USA TODAY*
5. Simmons, K. M., and Sutter, D., 2009: [False Alarms, Tornado Warnings, and Tornado Casualties](#). *Weather, Climate, and Society*, 1: 38-53.
6. Simmons, K. M., and Sutter, D., 2008: [Tornado Warnings, Lead Times, and Tornado Casualties: An Empirical Investigation](#). *Weather and Forecasting*, 23: 246-258.
7. Prevatt, D. O., van de Lindt, J. W., Graettinger, A., Coulbourne, W., Gupta, R., Pei, S., Hensen, S., Grau, D., 2011: [Damage Study and Future Direction for Structural Design Following the Tuscaloosa Tornado of 2011](#). *strongtie.com*
8. Brooks, H. E., Doswell, C. A., and Sutter, D., 2008: [Low-Level Winds in Tornadoes and Potential Catastrophic Tornado Impacts in Urban Areas](#). *Bulletin of the American Meteorological Society*, 89: 87-90.
9. OFCM/SDR, 2007: [Multifunction Phased Array Radar \(MPAR\) Symposium Summary Report](#). *Office of the Federal Coordinator for Meteorological Services and Supporting Research (OFCM), and the U.S. Office of Science and Technology Policy, Committee on Environment and Natural Resources, Subcommittee on Disaster Reduction*
10. McLaughlin, D. J., Chandrasekar, V., Droegemeier, K., Frasier, S., Kurose, J., Junyent, F., Philips, B., Cruz-Pol, S., and Colom, J., 2005: [Distributed Collaborative Adaptive Sensing \(DCAS\) for Improved Detection, Understanding, and Prediction of Atmospheric Hazards](#). *9th Symposium on Integrated Observing and Assimilation Systems for the Atmosphere, Oceans, and Land Surface (IOAS-AOLS)*, *American Meteorological Society*
11. Philips, B., Chandrasekar, V., Brotzge, J., Zink, M., Rodriguez, H., League, C., and Diaz, W., 2010: [Performance of the CASA radar network during the May 13, 2009 Anadarko tornado](#). *15th Symposium on Meteorological Observation and Instrumentation*, *American Meteorological Society*
12. Krasilnikov, E. Y., 1994: Solar power station: Energy source for suppression of destructive tropical cyclonic hurricanes. *45th International Astronautical Congress*, *Jerusalem, Israel, Oct. 9-14*

13. Krasilnikov, E. Y., and Smakhtin, A. P., 1995: Microwave power from space for suppression of destructive tropical hurricanes. *46th International Astronautical Congress, Oslo, Norway, Oct. 2-6*
14. Eastlund, B. J., 1998: Systems considerations of "Weather modification experiments using high power electromagnetic radiation". *Workshop on Space Exploration and Resources Exploitation, ExploSPACE, European Space Agency*
15. Eastlund, B. J., 1999: Mesocyclone Diagnostic Requirements for the Thunderstorm Solar Power Satellite Concept. *Proceedings of The Second Conference on the Applications of Remote Sensing and GIS for Disaster Management*
16. Eastlund, B. J., and Jenkins, L. M., 2007: [Taming Tornadoes Storm Abatement from Space](#). *Aerospace and Electronic Systems Magazine*, 22(6): 16-21.
17. Fiala, P., Sadek, V., and Kriz, T., 2008: [Numerical Modeling of Electromagnetic Field a Tornado](#). *Progress In Electromagnetics Research Symposium, Hangzhou, China*, 1193-1197.
18. Rossow, V. J., 1966: [Meteorology: A Short Circuit for Tornadoes](#). *Time*, Friday, Nov. 25.
19. Teramoto, K., and Ikeya, M., 2000: [Experimental Study of Cloud Formation by Intense Electric Fields](#). *Japanese Journal of Applied Physics*, 39(5A): 2876.
20. Ikeya, M., 2004: [Earthquakes and Animals: From Folk Legends to Science](#). *World Scientific Publishing Company*, pg. 178 in 295.
21. MacGorman, D. R., and Rust, W. D., 1998: [The Electrical Nature of Storms](#). *Oxford University Press*, pgs. 52, 57, 73, 106, 110, 118, 164, 192 in 422.
22. Krasilnikov, E. Y., 2002: [Prevention of destructive tropical and extratropical storms, hurricanes, tornadoes, dangerous thunderstorms, and catastrophic floods](#). *Nonlinear Processes in Geophysics*, 9: 51-59.
23. Okuda, H., and Kelly, A. J., 1996: [Electrostatic atomization – Experiment, theory and industrial applications](#). *Physics of Plasmas*, 3: 2195.
24. Drake, G. W. F., 1996: [Atomic, Molecular, & Optical Physics Handbook](#). *American Institute of Physics*, 1095 pages.
25. Nishida, K., Kiriya, K., Kanaya, T., Kaji, K., and Okubo, T., 2004: [Theoretical calculation of the reduced viscosity of aqueous suspensions of charged spherical particles](#). *Journal of Polymer Science Part B: Polymer Physics*, 42 (6): 1068-1074.
26. Wood, T. L., Corke, T. C., and Post, M., 2010: [Plasma actuators for drag reduction on wings, nacelles and/or fuselage of vertical take-off and landing aircraft](#). *United States Patent Application*, 20100224733.

27. El-Khabiry, S., and Colver, G. M., 2011: [Drag reduction by DC corona discharge along an electrically conductive flat plate for small Reynolds number flow](#). *Physics of Fluids*, 9(3): 587.
28. Vonnegut, B., Moore, C. B., and Harris, C. K., 1960: [Stabilization of a high-voltage discharge by a vortex](#). *Journal of the Atmospheric Sciences*, 17: 468-471.
29. Anderson, F. J., Freier, G. D., Liu, C. C., and Tam, F. M., 1966: [The Electric Field Changes during Tornadoes Compared with Other Severe Thunderstorms](#). *Journal of Geophysical Research*, 71: 4279.
30. Winn, W. P., Hunyady, S. J., and Aulich, G. D., 2000: [Electric field at the ground in a large tornado](#). *Journal of Geophysical Research*, 105(D15): 20145-20154.
31. Burgess, D., 2006: [Storm Electricity Aspects of the Blackwell/Udall Storm of 25 May 1955](#). *srh.noaa.gov*
32. Church, C. R., and Barnhart, B. J., 1979: A review of electrical phenomena associated with tornadoes. 11th *Conference on Severe Local Storms, American Meteorological Society*, 342-377.
33. Markowski, P., Majcen, M., Richardson, Y., Marquis, J., and Wurman, J., 2011: [Characteristics of the Wind Field in a Trio of Nontornadic Low-Level Mesocyclones Observed by the Doppler On Wheels Radars](#). *E-Journal of Severe Storms Meteorology, North America*, 610 04 2011.
34. Beaty, W. J., 2009: [Why does smoke "ring"?](#) *amasci.com*
35. Lemon, L. R., and Doswell, C. A., 1979: [Severe Thunderstorm Evolution and Mesocyclone Structure as Related to Tornadoogenesis](#). *Monthly Weather Review*, 107: 1184-1197.
36. Davies-Jones, R. P., 1984: [Streamwise Vorticity: The Origin of Updraft Rotation in Supercell Storms](#). *Journal of the Atmospheric Sciences*, 41: 2991-3006.
37. Klemp, J. B., 1987: [Dynamics of Tornadoic Thunderstorms](#). *Annual Review of Fluid Mechanics*, 19.
38. Lilly, D. K., and Jewett, B. F., 1990: [Momentum and Kinetic Energy Budgets of Simulated Supercell Thunderstorms](#). *Journal of the Atmospheric Sciences*, 47: 707-726.
39. Doswell, C. A., and Burgess, D. W., 1992: [Tornadoes and Tornadoic Storms: A Review of Conceptual Models](#). *American Geophysical Union*, 161-172.
40. Davies-Jones, R. P., 1995: [Tornadoes](#). *Scientific American*, 273(2).
41. NWS Louisville, 2004: [Structure and dynamics of supercell thunderstorms](#). *noaa.gov*
42. Shimose, K., and Kawano, T., 2004: [Numerical Simulation of Tornadoogenesis in a Supercell Storm](#).

Department of Earth and Planetary Sciences, Kyushu University, Fukuoka, Japan

43. Hassenzahl, H., 2007: [Numerical Investigations of a Tornado Vortex Using Vorticity Confinement](#). *wisc.edu*
44. Markowski, P. M., and Richardson, Y. P., 2009: [Tornado genesis: Our current understanding, forecasting considerations, and questions to guide future research](#). *Atmospheric Research*, 93(1~3): 3-10.
45. Brooks, H. E., and Wilhelmson, R. B., 1992: [Numerical simulation of a low-precipitation supercell thunderstorm](#). *Meteorology and Atmospheric Physics*, 49(1~4).
46. Steinhoff, J., and Underhill, D., 1994: [Modification of the euler equations for "vorticity confinement": Application to the computation of interacting vortex rings](#). *Physics of Fluids*, 6(8): 2738-2744.
47. Snyder, C., and Zhang, F., 2003: [Assimilation of simulated Doppler radar observations with an ensemble Kalman filter](#). *Monthly Weather Review*, 131, 1663-1677.
48. Dowell, D., Zhang, F., Wicker, L. J., Snyder, C., and Crook, N. A., 2004: [Wind and thermodynamic retrievals in the 17 May 1981 Arcadia, Oklahoma supercell: Ensemble Kalman filter experiments](#). *Monthly Weather Review*, 132, 1982-2005.
49. Dowell, D. C., Wicker, L. J., and Stensrud, D. J., 2004: [High resolution analyses of the 8 May 2003 Oklahoma City storm. Part II: EnKF data assimilation and forecast experiments](#). *22nd Conf. on Severe Local Storms, Hyannis, Massachusetts, paper 12.5*
50. Tong, M., and Xue, M., 2005: [Ensemble Kalman filter assimilation of Doppler radar data with a compressible nonhydrostatic model: OSS experiments](#). *Monthly Weather Review*, 133, 1789-1807.
51. Caya, A., Sun, J., and Snyder, C., 2005: [A comparison between the 4D-Var and the ensemble Kalman filter techniques for radar data assimilation](#). *Monthly Weather Review*, 133, 3081-3094.
52. Tong, M., and Xue, M., 2007: [Simultaneous estimation of microphysical parameters and atmospheric state with radar data and ensemble square-root Kalman filter. Part I: Sensitivity analysis and parameter identifiability. Part II: Parameter estimation experiments](#). *Journal of the Atmospheric Sciences (submitted)*
53. Aksoy, A., Dowell, D. C., and Snyder, C., 2007: [A multi-case study of ensemble-based assimilation of radar observations into cloud resolving WRF using DART](#). *18th Conference on Numerical Weather Prediction, American Meteorological Society*
54. Trapp, R. J., Stumpf, G. J., and Manross, K. L., 2005: [A reassessment of the percentage of tornadic mesocyclones](#). *Weather and Forecasting*, 20, 23-34.

55. MacGorman, D. R., Rust, W. D., Krehbiel, P., Rison, W., Bruning, E., and Wiens, K., 2005: [The Electrical Structure of Two Supercell Storms during STEPS](#). *Monthly Weather Review*, 133: 2583-2607.
56. Kuhlman, K. M., Ziegler, C. L., Mansell, E. R., MacGorman, D. R., and Straka, J. M., 2006: [Numerically Simulated Electrification and Lightning of the 29 June 2000 STEPS Supercell Storm](#). *Monthly Weather Review*, 134: 2734-2757.
57. Sommer, A. P., and Levin, Z., 2001: [Charge transfer in convective thunderclouds induced by molecular interface crossing and free energy reduction](#). *Atmospheric Research*, 58(2): 129-139.
58. Chen, S. H., 2008: [Thunderstorms](#). *ucdavis.edu*
59. Zhang, Y., Krehbiel, P., Hamlin, T., Harlin, J., Thomas, R., and Rison, W., 2001: [Electrical Charge Structure and Cloud-to-Ground Lightning in Thunderstorms during STEPS](#). *American Geophysical Union, Fall Meeting 2001*, abstract #AE12A-0079.
60. Marshall, T. C., and Stolzenburg, M., 2001: [Voltages inside and just above thunderstorms](#). *Journal of Geophysical Research*, 106(D5), 4757-4768.
61. Vonnegut, B., 1979: [Tropospheric electrification](#). *NASA Goddard Space Flight Center Middle Atmosphere Electrodynamics*, N79-25608 16-46, 157-168.
62. Jensenius, J., 2007: [Science of Lightning](#). *lightningsafety.noaa.gov*
63. Knupp, K. R., Paech, S., and Goodman, S., 2003: [Variations in Cloud-to-Ground Lightning Characteristics among Three Adjacent Tornadic Supercell Storms over the Tennessee Valley Region](#). *Monthly Weather Review*, 131: 172-188.
64. Blyth, A. M., Cooper, W. A., and Jensen, J. B., 1988: [A Study of the Source of Entrained Air in Montana Cumuli](#). *Journal of the Atmospheric Sciences*, 45: 3944-3964.
65. Stith, J. L., 1992: [Observations of Cloud-Top Entrainment in Cumuli](#). *Journal of the Atmospheric Sciences*, 49: 1334-1347.
66. Snow, J. T., 1984: [The tornado](#). *Scientific American*, 250, 4, 56-65.
67. Trapp, R. J., Mitchell, E. D., Tipton, G. A., Effertz, D. W., Watson, A., Andra, D. L., and Magsig, M. A., 1999: [Descending and nondescending tornadic vortex signatures detected by WSR-88Ds](#). *Weather and Forecasting*, 14 (5), 625-639.
68. Binau, S., and Baumgardt, D. A., 2005: [Storm mode evolution from a quasi-linear convective system to a discrete tornadic supercell during the historic Wisconsin tornado outbreak of 18 August 2005: a radar perspective](#). *23rd Conference on Severe Local Storms, American Meteorological Society*

69. Doswell, C. A., 1991: [A review for forecasters on the application of hodographs to forecasting severe thunderstorms](#). *National Weather Digest*, 16 (1), 2-16.
70. Gerbeth, G., Dulikravich, G. S., and Pericleous, K., 2008: [Computational electro-magneto-hydro-dynamics \(EMHD\)](#). *8th World Congress on Computational Mechanics (WCCM8), Venice, Italy*
71. Zeng, Z., Yuter, S. E., Houze, R. A., and Kingsmill, D. E., 2001: [Microphysics of the Rapid Development of Heavy Convective Precipitation](#). *Monthly Weather Review*, 129: 1882-1904.
72. NSSL, 2009: [Questions and Answers about Hail](#). *nssl.noaa.gov*
73. Wåhlin, L., 1994: [Elements of fair weather electricity](#). *Journal of Geophysical Research*, 99(D5): 10,767-10,772.
74. Cummings, M. R., Nicholson, H. W., and Porto, D. R., 1981: [Measurement of the atmospheric electrostatic potential gradient near sea level](#). *American Journal of Physics*, 49(12): 1178-1180.
75. Smith, J. D., Cappa, C. D., Wilson, K. R., Cohen, R. C., Geissler, P. L., and Saykally, R. J., 2005: [Unified description of temperature-dependent hydrogen bond rearrangements in liquid water](#). *Proceedings of the National Academy of Sciences USA*, 102 (40): 14171-14174.
76. Mason, J., and Mason, N., 2003: [The physics of a thunderstorm](#). *European Journal of Physics*, 24(5), S99.
77. Xu, H. B., and Duan, Y., 2001: [The Mechanism of Hailstone's Formation and the Hail-Suppression Hypothesis: Beneficial Competition](#). *Chinese Journal of Atmospheric Sciences*
78. Xu, H. B., Duan, Y., and Liu, H. Y., 2004: The Physics of Hailstorm and the Principle and Design of Hail Suppression. *Beijing: Meteorology Press*
79. Browning, K. A., 1964: [Airflow and Precipitation Trajectories Within Severe Local Storms Which Travel to the Right of the Winds](#). *Journal of the Atmospheric Sciences*, 21, 634-639.
80. Hare, R., 1838: [In "An attempt to develop the law of storms by means of facts, arranged according to place and time," by Sir William Reid](#). *London: J. Weale*
81. Landsea, C., 2006: [Which is the most intense tropical cyclone on record?](#) *noaa.gov*
82. Maddox, R. A., 1976: [An evaluation of tornado proximity wind and stability data](#). *Monthly Weather Review*, 104: 133-142.
83. Bunkers, M. J., Klimowski, B. A., Zeitler, J. W., Thompson, R. L., and Weisman, M. L., 2000: [Predicting supercell motion using a new hodograph technique](#). *Weather and Forecasting*, 15: 61-79.

84. Edwards, R., Thompson, R. L., and Hart, J. A., 2002: [Verification of Supercell Motion Forecasting Techniques](#). *spc.noaa.gov*
85. Krehbiel, P. et al, 2000: [Tornadic Storm of June 29, 2000](#). *lightning.nmt.edu*
86. Edwards, R., 2006: [Bat-eating Supercell](#). *spc.noaa.gov*
87. Gallagher, F. W., Beasley, W. H., and Bohren, C. F., 1996: [Green Thunderstorms Observed](#). *Bulletin of the American Meteorological Society*, 77: 2889-2897.
88. Gallagher, F. W., 2000: [Distant Green Thunderstorms – Fraser's Theory Revisited](#). *Journal of Applied Meteorology*, 39, 1754-1761.
89. NSSL, 2008: [Frequently Asked Questions About Hail](#). *nssl.noaa.gov*
90. Freier, G. D., 1992: [Weather Proverbs: How 600 Proverbs, Sayings and Poems Accurately Explain Our Weather](#). *Tucson: Fisher Books*
91. Fankhauser, J. C., Barnes, G. M., Miller, L. J., and Roskowski, P. M., 1983: [Photographic documentation of some distinctive cloud forms observed beneath a large cumulonimbus](#). *Bulletin of the American Meteorological Society*, 64(5): 450-450.
92. Gallagher, F. W., and Beasley, W. H., 2003: [Evaluation of a one-dimensional cloud model for yellow and green thunderstorms](#). *Applied Optics*, 42, 505-510.
93. Wählin, L., 1986: [Atmospheric Electrostatics](#). *Research Studies Press LTD., Letchworth, Hertfordshire, England*, pg 28 in 120.
94. Köppen, J., 2007: [Spectrum of Nitrogen Gas Discharge](#). *u-strasbg.fr*
95. Knight, M., 2007: [Fact or Fiction?: If the Sky Is Green, Run for Cover – A Tornado Is Coming](#). *Scientific American*
96. Kilty, K., 2005: [Steady-state tornado vortex models](#). *kilty.com*
97. Luchuk, W., 1999: [The Tornado From An Aerodynamicist's Point of View](#). *cafes.net/wallytul*
98. Trapp, R. J., 1999: [Observations of Nontornadic Low-Level Mesocyclones and Attendant Tornadogenesis Failure during VORTEX](#). *Monthly Weather Review*, 127, 1693-1705.
99. Wakimoto, R. M., Cai, H., and Murphey, H. V., 2004: [The Superior, Nebraska, supercell during BAMEX](#). *Bulletin of the American Meteorological Society*, 85, 1095-1106.

100. Bluestein, H. B., and Pazmany, A. L., 2000: [Observations of tornadoes and other convective phenomena with a mobile 3-mm wavelength Doppler radar: The spring 1999 field experiment](#). *Bulletin of the American Meteorological Society*, 81: 2939-2951.
101. Makarieva, A. M., Gorshkov, V. G., and Nefiodov, A. V., 2011: [Condensational theory of stationary tornadoes](#). *Physics Letters A*, 375(24): 2259-2261.
102. Lee, J. J., Samaras, T., and Young, C., 2004: [Pressure measurements at the ground in an F-4 tornado](#). 22nd *Conference on Severe Local Storms, American Meteorological Society*
103. Trivedi, B. P., 2003: [Storm Chaser Deploys Probe, Makes History](#). *nationalgeographic.com*
104. Wilkins, E. M., 1964: [The Role of Electrical Phenomena Associated with Tornadoes](#). *Journal of Geophysical Research*, 69: 2435.
105. Vonnegut, B., and Moore, C. B., 1957: [Electrical activity associated with the Blackwell-Udall tornado](#). *Journal of Meteorology*, 14: 284-285.
106. Vonnegut, B., 1960: [The Electrical Theory of Tornadoes](#). *Journal of Geophysical Research*, 65: 203-212.
107. Colgate, S. A., 1967: [Tornadoes: Mechanism and Control](#). *Science*, 157(3795): 1431-1434.
108. Ryan, R. T., and Vonnegut, B., 1970: [Miniature Whirlwinds Produced in the Laboratory by High-Voltage Electrical Discharges](#). *Science*, 168(3937): 1349-1351.
109. Sozou, C., 1984: [Electrical Discharges and Intense Vortices](#). *Proceedings of the Royal Society of London, Series A, Mathematical and Physical Sciences*, 392(1803): 415-426.
110. Jonsson, H. H., and Vonnegut, B., 1993: [Miniature vortices produced by electrical corona](#). *Journal of Geophysical Research*, 98(D3): 5245-7126.
111. Greneker, E. F., Wilson, C. S., and Metcalf, J. I., 1976: [The Atlanta Tornado of 1975](#). *Monthly Weather Review*, 104: 1052-1057.
112. Brook, M., 1967: [Electric Currents Accompanying Tornado Activity](#). *Science*, 157(3795): 1434-1436.
113. Watkins, D. C., Cobine, J. D., and Vonnegut, B., 1978: [Electric discharges inside tornados](#). *Science*, 199: 171-174.
114. Berson, F. A., and Power, H., 1972: [On the geo-electromagnetic aspects of tornado initiation](#). *Pure and Applied Geophysics*, 101(1): 221-230.
115. Freier, G. D., 1959: [The Earth's Electric Field during a Tornado](#). *Journal of the Atmospheric Sciences*, 16(3): 333-334.
116. Gunn, R., 1956: [Electric field intensity at the ground under active thunderstorms and tornadoes](#). *Journal of the Atmospheric Sciences*, 13: 269-273.

117. Buechler, D. E., Driscoll, K. T., Goodman, S. J., and Christian, H. J., 2000: [Lightning activity within a tornadic thunderstorm observed by the optical transient detector \(OTD\)](#). *Geophysical Research Letters*, 27(15): 2253-2256.
118. Murphy, M. J., and Demetriades, N. W. S., 2005: [An analysis of lightning holes in a DFW supercell storm using total lightning and radar information](#). *Conference on Meteorological Applications of Lightning Data*, 2.3.
119. Steiger, S. M., Orville, R. E., and Carey, L. D., 2007: [Total Lightning Signatures of Thunderstorm Intensity over North Texas. Part I: Supercells](#). *Monthly Weather Review*, 135: 3281-3302.
120. Trostel, J. M., and Matthews, J., 2010: [Application of an Improved SCIT Algorithm to Investigate Lightning Characteristics of a Tornado Outbreak in Georgia](#). 26th *Conference on Interactive Information and Processing Systems (IIPS) for Meteorology, Oceanography, and Hydrology*
121. Rathbun, E. R., 1960: [An Electromagnetic Basis for the Initiation of a Tornado](#). *Journal of the Atmospheric Sciences*, 17: 371-373.
122. Silberg, P., 1966: [Dehydration and Burning Produced by the Tornado](#). *Journal of the Atmospheric Sciences*, 23: 202-205.
123. Rossow, V. J., 1967: [A study of an electrostatic-motor drive for tornado vortices](#). 8th *Symposium on Engineering Aspects of Magnetohydrodynamics*, Stanford, CA, 60-68.
124. Krasilnikov, E. Y., 1997: [Electromagnetohydrodynamic nature of tropical cyclones, hurricanes, and tornadoes](#). *Journal of Geophysical Research*, 102(D12): 13571-13580.
125. Kikuchi, H., 2005: [EHD Approach to Tornadic Thunderstorms and Methods of Their Destruction](#). *American Geophysical Union, Spring Meeting 2005*, abstract #AE11B-01.
126. Thomsom, P., 2005: [Charge Sheath Vortex - Plasma Production Modes](#). *peter-thomson.co.uk*
127. Scherbin, M. D., 2005: [On Possibility of Electromagnetic Nature of Atmospheric Intensive Vortices Generation](#). *arXiv:physics*, 0512239.
128. Dehel, T. F., Dickinson, M., Lorge, F., and Startzel, F. Jr., 2007: [Electric field and Lorentz force contribution to atmospheric vortex phenomena](#). *Journal of Electrostatics*, 65(10~11): 631-638.
129. Kikuchi, H., 2007: [Helicity or Vortex Generation in Hydrodynamic \(HD\), Magneto-hydrodynamic \(MHD\), and Electrohydrodynamic \(EHD\) Regimes](#). *Progress In Electromagnetics Research Symposium 2007, Beijing, China, March 26-30*
130. Patton, F. S, Bothun, G. D., and Sessions, S. L., 2008: [An electric force facilitator in descending vortex tornadogenesis](#). *Journal of Geophysical Research*, 113, D07106, doi:10.1029/2007JD009027.

131. Schmitter, E. D., 2010: [Modeling tornado dynamics and the generation of infrasound, electric and magnetic fields](#). *Natural Hazards and Earth System Sciences*, 10: 295-298.
132. Markowski, P. M., Straka, J. M., and Rasmussen, E. N., 2002: [Direct Surface Thermodynamic Observations within the Rear-Flank Downdrafts of Nontornadic and Tornadoic Supercells](#). *Monthly Weather Review*, 130: 1692-1721.
133. Rust, W. D., MacGorman, D. R., Bruning, E. C., Weiss, S. A., Krehbiel, P. R., Thomas, R. J., Rison, W., Hamlin, T., and Harlin, J., 2005: [Inverted-polarity electrical structures in thunderstorms in the Severe Thunderstorm Electrification and Precipitation Study \(STEPS\)](#). *Atmospheric Research*, 76: 247-271.
134. Tessendorf, S. A., Wiens, K. C., Lang, T., and Rutledge, S. A., 2006: [STEPS 2000 Research Highlights From Colorado State University](#). *American Geophysical Union*, Fall Meeting 2006, abstract #AE43A-05.
135. Tessendorf, S. A., Rutledge, S. A., and Wiens, K. C., 2007: [Radar and lightning observations of normal and inverted polarity multicellular storms from STEPS](#). *Monthly Weather Review*, 135: 3682-3706.
136. Yih, C. S., 2007: [Tornado-like flows](#). *Physics of Fluids*, 19: 076601.
137. Renno, N. O. D., and Bluestein, H. B., 2001: [A Simple Theory for Waterspouts](#). *Journal of the Atmospheric Sciences*, 58(8): 927-932.
138. Winn, W. P., Hunyady, S. J., and Aulich, G. D., 1999: [Pressure at the ground in a large tornado](#). *Journal of Geophysical Research*, 104(D18): 22,067-22,082.
139. Markowski, P. M., 2002: [Hook Echoes and Rear-Flank Downdrafts: A Review](#). *Monthly Weather Review*, 130, 852-876.
140. Brandes, E. A., 1978: [Mesocyclone evolution and tornadogenesis: Some observations](#). *Monthly Weather Review*, 106, 995-1011.
141. Rasmussen, E. N., Peterson, R. E., Minor, J. E., and Campbell, B. D., 1982: Evolutionary characteristics and photogrammetric determination of windspeeds within the Tulia outbreak tornadoes 28 May 1980. *12th Conference on Severe Local Storms*, American Meteorological Society, 301-304.
142. Jensen, B., Marshall, T. P., Mabey, M. A., and Rasmussen, E. N., 1983: [Storm scale structure of the Pampa storm](#). *13th Conference on Severe Local Storms*, American Meteorological Society, 85-88.
143. Lee, B. D., Finley, C. A., and Samaras, T. M., 2008: [Thermodynamic and kinematic analysis near and within the Tipton, KS tornado on May 29 during TWISTEX 2008](#).

24th Conference on Severe Local Storms, American Meteorological Society

144. Hocking, W., 2010: [What caused the Leamington tornado? Western professor has a theory](#). *Western University Press*

145. Pawar, S. D., and Kamra, A. K., 2000: [Comparative measurements of the atmospheric electric space charge density made with the filtration and Faraday cage techniques](#). *Atmospheric Research*, 54(2-3): 105-116.

146. Stolzenburg, M., Marshall, T. C., and Krehbiel, P. R., 2010: [Duration and extent of large electric fields in a thunderstorm anvil cloud after the last lightning](#). *Journal of Geophysical Research*, 115: D19202.

147. Anonymous, 2009: [List of weather records](#). *wikipedia.org*

148. Karstens, C. D., Gallus, W. A. Jr., Samaras, T. M., Lee, B. D., and Finley, C. A., 2010: [Near-ground Pressure and Wind Measurements in Tornadoes](#). *Monthly Weather Review*

149. NSSL, 2009: [Tornado Basics](#). *nssl.noaa.gov*

150. Snow, J. T., 1984: [On the formation of particle sheaths in columnar vortices](#). *Journal of the Atmospheric Sciences*, 41(16): 2477-2491.

151. Wurman, J., 2002: [The multiple vortex structure of a tornado](#). *Weather and Forecasting*, 17: 473-505.

152. Sarkar, P. P., Haan, F. L. Jr., Gallus, W. A. Jr., Le, K., and Wurman, J., 2005: [Velocity Measurements in a Laboratory Tornado Simulator and their comparison with Numerical and Full-Scale Data](#). *Technical Memorandum of Public Works Research Institute*, 3983: 197-211.

153. Alexander, C. R., Wurman, J., 2005: [The 30 May 1998 Spencer, South Dakota, Storm. Part I: The Structural Evolution and Environment of the Tornadoes](#). *Monthly Weather Review*, 133: 72-96.

154. Wurman, J., Alexander, C. R., 2005: [The 30 May 1998 Spencer, South Dakota, Storm. Part II: Comparison of Observed Damage and Radar-Derived Winds in the Tornadoes](#). *Monthly Weather Review*, 133: 97-118.

155. Edwards, R., 1998: [Tornado with Subvortex Filaments](#). *stormeyes.org*

156. Vonnegut, B., and Weyer, J. R., 1966: [Luminous Phenomena in Nocturnal Tornadoes](#). *Science*, 153(3741): 1213-1220.

157. Vaughan, O. H. Jr., and Vonnegut, B., 1976: [Luminous Electrical Phenomena Associated with Nocturnal Tornadoes in Huntsville, Alabama](#). *Bulletin of the American Meteorological Society*, 57(10): 1220-1220.

158. Reynolds, D. J., 1995: [Nocturnal Tornado Illuminated by an Electrical Discharge at Farnham, Surrey, 10 January 1994](#). *Journal of Meteorology, UK*, 20: 381.
159. Beaty, W. J., 2007: [What causes the strange glow known as St. Elmo's Fire? Is this phenomenon related to ball lightning?](#) *Scientific American*
160. Justice, A. A., 1930: [Seeing the Inside of a Tornado](#). *Monthly Weather Review*, 58: 205-206.
161. Hall, R. S., 1987: [Inside A Texas Tornado](#). *Weatherwise*, 40: 73.
162. McGown, D., 1996: [Looking Up Into A Tornado Funnel](#). *Time*, 147: 8.
163. Lewis, E., 1996: [Tornadoes and Ball Lightning](#). *padrak.com*
164. Davies-Jones, R. P., and Golden, J. H., 1975: [On the Relation of Electrical Activity to Tornadoes](#). *Journal of Geophysical Research*, 80(12), 1614-1616.
165. Ward, N. B., 1972: [The exploration of certain features of tornado dynamics using a laboratory model](#). *Journal of the Atmospheric Sciences*, 29: 1194-1204.
166. Church, C. R., Snow, J. T., and Agee, E. M., 1977: [Tornado Vortex Simulation at Purdue University](#). *Bulletin of the American Meteorological Society*, 58, 900-908.
167. Rotunno, R., 1977: [Numerical simulation of a laboratory vortex](#). *Journal of the Atmospheric Sciences*, 34: 1942-1956.
168. Rotunno, R., 1979: [A Study in Tornado-Like Vortex Dynamics](#). *Journal of the Atmospheric Sciences*, 36, 140-155.
169. Snow, J. T., 1982: [A review of recent advances in tornado vortex dynamics](#). *Reviews of Geophysics*, 20(4), 953-964.
170. Church, C. R., and Snow, J. T., 1993: [Laboratory models of tornadoes](#). In "The Tornado: its structure, dynamics, prediction, and hazards". *American Geophysical Union, Monograph 79: 277-295*.
171. Ladue, J., 1993: [Vortex formation from a helical inflow tornado vortex simulator](#). In "The Tornado: its structure, dynamics, prediction, and hazards". *American Geophysical Union, Monograph 79: 307-316*.
172. Fouts, J. L., 2003: [Flow visualization and fluid-structure interaction of tornado-like vortices](#). *Texas Tech University Library*
173. Gallus, W. A. Jr., Sarkar, P. P., Haan, F. L. Jr., Le, K., Kardell, R., and Wurman, J., 2004: [A translating tornado simulator for engineering tests: comparison of radar, numerical model, and simulator winds](#). *22nd Conference on Severe Local Storms, American Meteorological Society*

174. Haan, F. L. Jr., Sarkar, P. P., and Gallus, W. A. Jr., 2008: [Design, construction and performance of a large tornado simulator for wind engineering applications](#). *Engineering Structures*, 30(4): 1146-1159.
175. Le, K., Haan, F. L. Jr., Gallus, W. A. Jr., and Sarkar, P. P., 2008: [CFD simulations of the flow field of a laboratory-simulated tornado for parameter sensitivity studies and comparison with field measurements](#). *Wind and Structures*
176. Hu, H., Yang, Z., Sarkar, P. P., and Haan, F. L. Jr., 2011: [Characterization of the wind loads and flow fields around a gable-roof building model in tornado-like winds](#). *Experiments in Fluids*, 51(3): 835-851.
177. Lewellen, D. C., Gong, B., and Lewellen, W. S., 2007: [Effects of Fine-Scale Debris on Near-Surface Tornado Dynamics](#). *Journal of the Atmospheric Sciences*
178. Lee, W., and Wurman, J., 2001: [Diagnosed Structure of the Mulhall Tornado Using VTD Algorithm](#). 30th *International Conference on Radar Meteorology*
179. Falconer, R. E., and Schaefer, V. J., 1954: *Bulletin of the American Meteorological Society*, 35, 437.
180. Grazulis, T., 2007: [Things that have been "carried" by a tornado](#). *tornadoproject.com*
181. Beard, D., 2007: [Survivors recount night of tornado](#). *journalenterprise.com*
182. Keeton, K., 2010: personal correspondence.
183. Schmidlin, T. W., Hammer, B. O., King, P. S., and Miller, L. S., 2003: [Wind speeds required to upset vehicles](#). *Symposium on the F-Scale and Severe-Weather Damage Assessment, American Meteorological Society*
184. The Associated Press, 2006: [Missouri teen survives tornado](#). *usatoday.com*
185. Heckert, P. A., 2007: [Bernoulli's Principle and Storms](#). *suite101.com*
186. Minor, J. E., McDonald, J. R., and Mehta, K. C., 1993: [The tornado: an engineering-oriented perspective](#). *NOAA Technical Memorandum, NWS SR-147*.
187. Byers, H. R., and Braham, R. R. Jr., 1949: [The Thunderstorm: Final Report of the Thunderstorm Project](#). *Washington, DC: U.S. Government Printing Office, 282 pgs.*
188. Battan, L. J., 1964: [The Thunderstorm](#). *Signet*
189. Edwards, R., 2009: [The online tornado FAQ](#). *spc.noaa.gov*
190. Oliver, R., 2010: personal correspondence.
191. Kosiba, K., and Wurman, J., 2010: [The three-dimensional axisymmetric wind field structure of the Spencer, South Dakota \(1998\) tornado](#). *Journal of the Atmospheric Sciences*

192. Marshall, T., 1999: [Damage survey of the Moore, Oklahoma tornado](#). *stormtrack.org*
193. Wurman, J., and Kosiba, K. A., 2008: [DOW observations of multiple vortex structure in several tornadoes](#). *24th Conference on Severe Local Storms, American Meteorological Society*
194. Orville, R. E., 1994: [Cloud-to-ground lightning flash characteristics in the contiguous United States: 1989-1991](#). *Journal of Geophysical Research*, 99(D5), 10,833-10,841.
195. Biggar, D. G., 2000: [A case study of a positive strike dominated supercell thunderstorm that produced an F2 tornado after undergoing a significant cloud-to-ground lightning polarity shift](#). *srh.noaa.gov*
196. Perez, A. H., Wicker, L. J., and Orville, R. E., 1997: [Characteristics of Cloud-to-Ground Lightning Associated with Violent Tornadoes](#). *Weather and Forecasting*, 12: 428-437.
197. Kennedy, R. E., and Fredrich, E. R., 1989: [Tornado warning system](#). *freepatentsonline.com*, 4812825.
198. Jones, H. L., 1955: Research on Tornado Identification. *3rd Quarter Progress Report, Contract No. DA 36-039 SC 64436, Stillwater, Okla. A. and M. College*, 8-35.
199. Jenkins, H. H., and Wilson, C. S., 1977: [Research instrumentation for tornado electromagnetics emissions detection](#). *Final Technical Summary Report, Feb. 1975 - Jan. 1977, Georgia Institute of Technology, Atlanta*
200. Taylor, W. L., Brandes, E. A., Rust, W. D., and MacGorman, D. R., 1984: [Lightning Activity and Severe Storm Structure](#). *Geophysical Research Letters*, 11(5), 545-548.
201. Leeman, J. R., and Schmitter, E. D., 2008: [Electric signals generated by tornados](#). *Atmospheric Research*, 92(2): 277-279.
202. Alcorn, M., 1998: [What Is Lightning And How Does Lightning Form](#). *met.tamu.edu*
203. Boccippio, D. J., Williams, E. R., Heckman, S. J., Lyons, W. A., Baker, I. T., and Boldi, R., 1995: [Sprites, ELF Transients, and Positive Ground Strokes](#). *Science*, 269 (5227): 1088-1091.
204. Taylor, W., 1973: [Electromagnetic Radiation from Severe Storms in Oklahoma during April 29-30, 1970](#). *Journal of Geophysical Research*, 78(36), 8761-8777.
205. Schechter, D. A., Nicholls, M. E., Persing, J., Bedard, A. J., and Pielke, R. A., 2008: [Infrasound Emitted by Tornado-Like Vortices: Basic Theory and a Numerical Comparison to the Acoustic Radiation of a Single-Cell Thunderstorm](#). *Journal of the Atmospheric Sciences*, 65: 685-713.
206. Erney, T., 2009: personal correspondence.

207. Flora, S. D., 1954: [Tornadoes of the United States](#). Norman, OK: University of Oklahoma Press, 221 pgs.
208. Abdullah, A. J., 1966: [The "musical" sound emitted by a tornado](#). *Monthly Weather Review*, 94, 213-220.
209. Fleming, J. A. (editor), 1939: [Terrestrial Magnetism and Electricity](#). New York and London: McGraw-Hill, pg. 660 in 794.
210. Vaughan, O. H. Jr., and Vonnegut, B., 1976: [Luminous electrical phenomena in Huntsville, Alabama, tornadoes on April 3, 1974](#). NASA Technical Reports, TMX-73301.
211. Hartwig, S., Voigt, J., Scheer, H., Albrecht, H., Burghoff, M., and Trahms, L., 2011: [Nuclear magnetic relaxation in water revisited](#). *The Journal of Chemical Physics*, 135: 054201.
212. Desktop Aeronautics, 2009: [General Theory of Aerodynamics](#). *desktopaero.com*
213. Schultz, D. M., Kanak, K. M., Straka, J. M., Trapp, R. J., Gordon, B. A., Zrnić, D. S., Bryan, G. H., Durant, A. J., Garrett, T. J., Klein, P. M., and Lilly, D. K., 2006: [The Mysteries of Mammatus Clouds: Observations and Formation Mechanisms](#). *Journal of the Atmospheric Sciences*, 63, 2409-2435.
214. Golden, J. H., and Purcell, D., 1978: [Life cycle of the Union City, Oklahoma tornado and comparison with waterspouts](#). *Monthly Weather Review*, 106: 3-11.
215. Caruso, J. M., and Davies, J. M., 2005: [Tornadoes in Nonmesocyclone Environments with Pre-existing Vertical Vorticity along Convergence Boundaries](#). *Electronic Journal of Operational Meteorology*
216. Sanders, R., 2002: [Stalking Arizona dust devils helps scientists understand electrical, atmospheric effects of dust storms on Mars](#). *berkeley.edu*
217. Renno, N. O., Abreu, V. J., Koch, J., Smith, P. H., Hartogensis, O. K., De Bruin, H. A. R., Burose, D., Delory, G. T., Farrell, W. M., Watts, C. J., Garatuza, J., Parker, M., and Carswell, A., 2004: [MATADOR 2002: A pilot field experiment on convective plumes and dust devils](#). *Journal of Geophysical Research*, 109, E07001.
218. Saarenketo, T., 2001: [Measuring electromagnetic properties of asphalt for pavement quality control and defect mapping](#). *Roadscanners*, 1-13.
219. Cerveny, R., and Schaefer, J. T., 2002: [Tornado oddities: wild and inexplicable stories reveal the freakish nature and amazing power of tornadoes](#). *Weatherwise*, Jul/ Aug: 20-28.
220. Snow, R., Snow, M., and Kufa, N., 2007: [Lightning Signature Assessment to Forecast Tornado Formation](#). *International Journal of Energy and Environment*, 1(1): 7-11.

221. Kalra, C. S., Kossitsyn, M., Iskenderova, K., Chirokov, A., Cho, Y. I., Gutsol, A., and Fridman, A., 2003: [Electrical discharges in the Reverse Vortex Flow - Tornado Discharges](#). *Electronic Proceedings of 16th International Symposium on Plasma Chemistry, Taormina, Italy*
222. Kalra, C. S., Cho, Y. I., Gutsol, A., Fridman, A., and Rufael, T. S., 2005: [Gliding arc in tornado using a reverse vortex flow](#). *Review of Scientific Instruments*, 76, 025110.
223. Chakraborty, P., Gioia, G., and Kieffer, S. W., 2009: [Volcanic mesocyclones](#). *Nature*, 458, 497-500.
224. Self, S., Zhao, J. X., Holasek, R. E., Torres, R. C., and King, A. J., 1999: [The Atmospheric Impact of the 1991 Mount Pinatubo Eruption](#). *usgs.gov*
225. Oswalt, J. S., Nichols, W., and O'Hara¹, J. F., 1999: [Meteorological Observations of the 1991 Mount Pinatubo Eruption](#). *usgs.gov*
226. Thomas, R. J., Krehbiel, P. R., Rison, W., Edens, H. E., Aulich, G. D., Winn, W. P., McNutt, S. R., Tytgat, G., and Clark, E., 2007: [Electrical Activity During the 2006 Mount St. Augustine Volcanic Eruptions](#). *Science*, 315 (5815): 1097.
227. Doswell, C. A., Weiss, S. J., and Johns, R. H., 1993: [Tornado Forecasting: A Review](#). *American Geophysical Union*, 79: 557-571.
228. Moller, A. R., Doswell, C. A., Foster, M. P., and Woodall, G. R., 1994: [The Operational Recognition of Supercell Thunderstorm Environments and Storm Structures](#). *Weather and Forecasting*, 9(3): 327-347.
229. Bradford, M., 1999: [Historical Roots of Modern Tornado Forecasts and Warnings](#). *Weather and Forecasting*, 14: 484-491.
230. Holden, J., and Wright, A., 2004: [UK tornado climatology and the development of simple prediction tools](#). *Quarterly Journal of the Royal Meteorological Society*, 130: 1009-1021.
231. Uman, M. A., and Rakov, V. A., 2008: [University of Florida Lightning Research Group](#). *lightning.ece.ufl.edu*
232. Kridler, C., 2002: [July 25, 2002, triggered lightning video](#). *skydiary.com*
233. Anonymous, 2008: [Lightning rocket](#). *wikipedia.org*
234. Ball, L. M., 1977: [Laser lightning rod system](#). *freepatentsonline.com*, 4017767.
235. Thompson, J. J., Thompson, G. P., 1933: Conduction of Electricity Through Gases. *Cambridge University Press*
236. Kikuchi, H., 2007: [Laboratory Experiments of Helicity or Vortex Generation in an Electric Quadrupole: Simulation of Tonadoes with and without Lightning](#).

American Geophysical Union Spring Meeting Abstracts, #SA54A-02.

237. Kikuchi, H., 2008: [Usefulness of a Universal Electric-cusp Type Plasma Reactor in Basic Studies and a Variety of Applications in Dust Dynamics, Ionization and Discharge Physics Based on Electrohydrodynamics.](#)

PIERS Proceedings (Hangzhou, China), 1218-1222.

238. Heene, R., Stevens, R., and Slusser, B., 2008: [Electromagnetic Fields Recorded in Mesocyclones.](#)

National Weather Digest, 32:1, 35-44.

239. Anonymous Faculty, 2008: [The Real Levitation.](#)

hfml.ru.nl

240. Scott, D. E., 2007: [Real Properties of Electromagnetic Fields and Plasma in the Cosmos.](#) *IEEE Transactions on Plasma Science, 35(4).*

241. Scott, D. E., 2006: [The Electric Sky.](#) *Portland: Mikamar Publishing*

242. Dmitriev, A. N., Dyatlov, V. L., and Tetenov, A. V., 2009: [Planetophysical Function of Vacuum Domains.](#) *bibliotecapleyades.net*

243. Büker, M. L., and Tripoli, G. J., 2010: [Tornadoes, Thomson, and turbulence: an analogous perspective on tornadogenesis and coherent structure in the atmosphere.](#) *8th Users Forum on Weather and Climate Impacts, American Meteorological Society*

244. Bedard, A., 1996: [Tiny Lab Twisters May Hold Clues To Early Detection Of Tornadoes.](#) *scienceblog.com*

245. Everett, M., 1913: [Tragic Story of America's Greatest Disaster.](#) *Chicago: J. S. Ziegler Company*

246. Mori, S., 2008: [Subterranean petroleum deposits in correlation to induce tornado formation.](#) *cprm.gov.br*

247. Vitoria, F., 2009: [Tornadoes - Electromagnetic theory.](#) *costarricense.cr*

248. Coleman, T. A., and Knupp, K. R., 2008: [The Interactions of Gravity Waves with Mesocyclones: Preliminary Observations and Theory.](#) *Monthly Weather Review, 136: 4206-4219.*

249. Koch, S. E., and Dorian, P. B., 1988: [A Mesoscale Gravity Wave Event Observed during CCOPE. Part III: Wave Environment and Probable Source Mechanisms.](#) *Monthly Weather Review, 116: 2570-2592.*

250. McCullough, P. A., 1997: [Succession of Gravity Waves Produced Severe Weather in Oct. 22, 1996 Convection band.](#) *NWDO San Angelo, Texas, SR/SSD 97-20, May 1.*

251. Holle, R., 2009: [Vital Weather Information.](#) *aerology.com*