

International Journal of Modern Physics: Conference Series
© World Scientific Publishing Company

Noise-enhanced transmission efficacy of aperiodic signals in nonlinear systems

Fabing Duan

*College of Automation Engineering, Qingdao University, Qingdao 266071, P. R. China
fabing.duan@gmail.com*

François Chapeau-Blondeau

*Laboratoire d'Ingénierie des Systèmes Automatisés (LISA), Université d'Angers,
62 avenue Notre Dame du Lac, 49000 Angers, France
chapeau@univ-angers.fr*

Derek Abbott

*Centre for Biomedical Engineering (CBME) and School of Electrical & Electronic Engineering,
The University of Adelaide, Adelaide, SA 5005, Australia
dabbott@eleceng.adelaide.edu.au*

Received Day Month Year

Revised Day Month Year

We study the aperiodic signal transmission in a static nonlinearity in the context of aperiodic stochastic resonance. The performance of a nonlinearity over that of the linear system is defined as the transmission efficacy. The theoretical and numerical results demonstrate that the noise-enhanced transmission efficacy effects occur for different signal strengths in various noise scenarios.

Keywords: Aperiodic signal transmission; Noise-enhanced effect; Static nonlinearity.

PACS numbers: 05.40.-a, 02.50.-r

1. Introduction

Aperiodic stochastic resonance proposed by Collins *et al*^{1,2} describes the noise-enhanced effect in neural excitable systems for transmitting aperiodic (arbitrary) signals. This notion emphasizes the shape matching between the input and the output signals in biological information processing, and also breaks the limitation of stochastic resonance systems with periodic inputs. In order to characterize the information-carrying signal through the nonlinear system, such measures as the cross-correlation coefficient¹⁻³, the mutual information⁴, the Kullback entropy⁵ and the channel capacity⁶ are utilized. Later, the notion of aperiodic stochastic resonance, as an outstanding extension of conventional stochastic resonance, inspired its investigation in the area of biological information processing⁷⁻¹⁴. However, some interesting questions have not yet been touched upon. For instance, which type of

2 *Fabing Duan, François Chapeau-Blondeau, Derek Abbott*

background noise is favorable for the signal transmission in a nonlinearity? For a linear system, the system performance is easily analyzed. With the performance of a linear system as a benchmark, can we find another system that has a more efficient performance?

In this letter, we mainly focus on aperiodic signal transmission in a static nonlinearity, and also elucidate the above questions. In order to evaluate the performance improvement by noise, the transmission efficacy is defined as the ratio of the cross-correlation coefficient of the output signal from a nonlinear system over that of a linear system. Using this measure, we demonstrate theoretically and numerically that noise-enhanced transmission efficacy effects occur for different signal strengths in various noise scenarios. Especially, in the small-signal limit, the noise type determines the structure of nonlinearity that is locally optimal for an arbitrary signal transmission, and the type of background noise with a high Fisher information is favorable for the signal transmission. Using the illustrative case of a nonlinearity with saturation, efficient signal transmission is demonstrated.

2. Transmission efficacy of nonlinearity

Consider the observation of a process $x(t) = s(t) + z(t)$, where the component $s(t)$ is an information-carrying signal, and zero-mean additive white noise $z(t)$, independent of $s(t)$, having a probability density function (PDF) f_z and variance $\sigma_z^2 = \mathbb{E}_z[z^2] = \int_{-\infty}^{\infty} z^2 f_z(z) dz$. Next, the input $x(t)$ is transmitted by a static nonlinearity

$$y(t) = g(x(t)), \quad (1)$$

where the nonlinearity g has zero mean under f_z , i.e. $\mathbb{E}_z[g(x)] = 0$.

Assume that the known signal $s(t)$ is with a finite non-zero bound U such that $0 \leq |s(t)| \leq U$, and exists for a time duration T . The time average of $s(t)$ is $\langle s(t) \rangle = \int_0^T s(t) dt / T$, and the average power $\langle s^2(t) \rangle = \int_0^T s^2(t) dt / T$ is assumed to be finite. Then, the average signal variance is assumed to be $\sigma_s^2 = \langle s^2(t) \rangle - \langle s(t) \rangle^2$, and the root-mean-square (RMS) amplitude is σ_s . The normalized time average cross correlation between $s(t)$ and $x(t)$ is ^{1,2}

$$C_{sx} = \frac{\langle s(t) \mathbb{E}_z[x(t)] \rangle - \langle s(t) \rangle \langle \mathbb{E}_z[x(t)] \rangle}{\sigma_s^2 \sqrt{\langle \mathbb{E}_z[x^2(t)] \rangle - \langle \mathbb{E}_z[x(t)] \rangle^2}} = \frac{\sigma_s}{\sqrt{\sigma_s^2 + \sigma_z^2}}, \quad (2)$$

where $\langle \mathbb{E}_z[x(t)] \rangle = \langle s(t) \rangle$ and $\langle \mathbb{E}_z[x^2(t)] \rangle = \langle s^2(t) \rangle + \sigma_z^2$. Similarly, the normalized time average cross correlation between $s(t)$ and $y(t)$ is given by ^{1,2}

$$C_{sy} = \frac{\langle s(t) \mathbb{E}_z[y(t)] \rangle - \langle s(t) \rangle \langle \mathbb{E}_z[y(t)] \rangle}{\sigma_s \sqrt{\langle \mathbb{E}_z[y^2(t)] \rangle - \langle \mathbb{E}_z[y(t)] \rangle^2}}, \quad (3)$$

with the nonstationary expectations at a fixed time t given by

$$\mathbb{E}_z[y(t)] = \mathbb{E}_z[g(s(t) + z)], \quad (4)$$

$$\mathbb{E}_z[y^2(t)] = \mathbb{E}_z[g^2(s(t) + z)]. \quad (5)$$

For the linear system $g_L(x) = x$, the cross correlation of Eq. (3) is $C_{sy}^L = C_{sx}$. In order to evaluate the transmission efficacy of nonlinearity g , the ratio

$$\rho = \frac{C_{sy}}{C_{sx}} = \frac{C_{sy}}{C_{sy}^L} \quad (6)$$

is an appropriate measure, which represents the improvement of an arbitrary nonlinearity g over the linear system g_L .

For instance, consider a typical nonlinearity with saturation ³

$$g(x) = \tanh(\beta x), \quad (7)$$

with the slope parameter β . An example of the nonlinearity $g(x) = \tanh(5x)$ is shown in Fig. 1. In experiments, $s(t)$ is formed by prefiltering a Gaussian random signal with correlation time τ_s and average signal variance σ_s^2 . The autocorrelation of $s(t)$ is $\langle s(t)s(t') \rangle = \sigma_s^2 \exp(-|t - t'|/\tau_s)$. The brackets $\langle \cdot \rangle$ denote an ensemble average ¹. An aperiodic weak signal $s(t)$, as shown in Fig. 2, is adopted with the correlation time $\tau_s = 20$ s, the average signal RMS amplitude $\sigma_s = 0.045$ and total time length $T = 300$ s.

In Fig. 3, we plot the transmission efficacy ρ of saturation nonlinearity $g(x) = \tanh(5x)$ versus Gaussian noise RMS amplitude σ_z for the average signal RMS amplitude $\sigma_s = 0.045, 0.141, 0.447$ and 1.414 . It is seen in Fig. 3 that, except for the signal variances $\sigma_s = 0.045$, there is an optimal noise RMS amplitude σ_z that is favorable for signal transmission, this is the aperiodic stochastic resonance effect. This occurs when the signal $s(t)$ is strongly distorted by the saturation nonlinearity. When the noise level is sufficiently large, the signal can be enhanced by noise and the distortion of signal is reduced. However, the transmission efficacy ρ of the nonlinearity with saturation is always less than unity in the Gaussian noise background. Can we find the conditions of $\rho > 1$? This problem will be answered in the following.

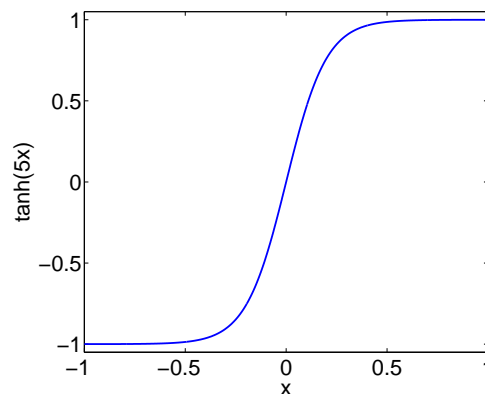


Fig. 1. The nonlinearity $g(x) = \tanh(\beta x)$ with saturation, for the slope parameter $\beta = 5$.

4 *Fabing Duan, François Chapeau-Blondeau, Derek Abbott*

3. Small-signal limit

It is noted that Eq. (6) is closely dependent on the input signal $s(t)$, and the study of the nonlinearity g becomes an indeterminate case. Consider the weak signal $s(t)$ with the upper bound $U \rightarrow 0$ and at a fixed time t , Eq. (4) can be expanded as

$$E[y(t)] \approx E_z[g(z) + s(t)g'(z)] = s(t)E_z[g'(z)], \quad (8)$$

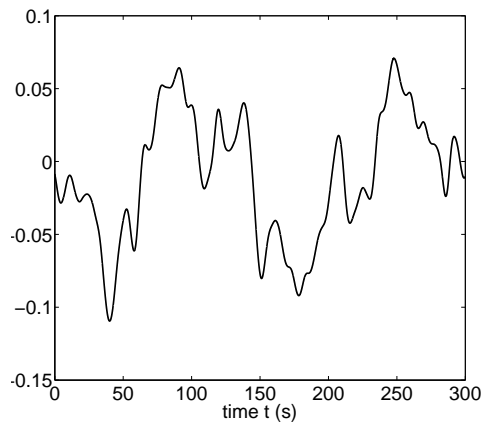


Fig. 2. Aperiodic weak signal $s(t)$ with correlation time $\tau_s = 20$ s, the average signal RMS amplitude $\sigma_s = 0.045$ and total time length 300 s.

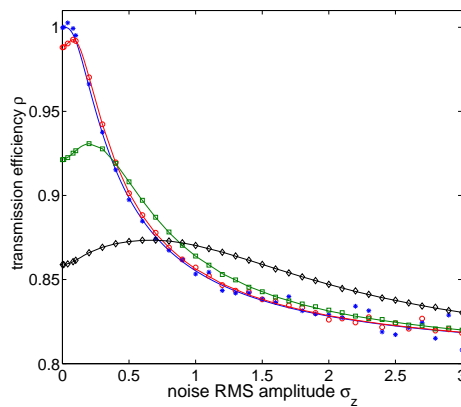


Fig. 3. The transmission efficacy ρ of the nonlinearity with saturation $g(x) = \tanh(5x)$ versus Gaussian noise RMS amplitude σ_z for the average signal RMS amplitude $\sigma_s = 0.045$ (blue), 0.141 (red), 0.447 (green), 1.414 (black).

and Eq. (5) can be approximated as

$$\mathbb{E}_z[y_n^2(t)] \approx \mathbb{E}_z\{[g(z) + s(t)g'(z)]^2\} \approx \mathbb{E}_z[g^2(z)] + 2s(t)\mathbb{E}[g(z)g'(z)], \quad (9)$$

up to the first order in the small signal $s(t)$. Substituting Eqs. (8) and (9) into Eq. (3), we have

$$C_{\text{sy}} = \frac{\sigma_s \mathbb{E}_z[g'(z)]}{\sqrt{\mathbb{E}_z[g^2(z)] + 2s(t)\mathbb{E}[g(z)g'(z)]}} \approx \frac{\sigma_s \mathbb{E}_z[g'(z)]}{\sqrt{\mathbb{E}_z[g^2(z)]}}. \quad (10)$$

Therefore, for the linear system $g_L(x) = x$, the cross correlation is $C_{\text{sy}}^L = \sigma_s/\sigma_z$. With the above assumption, the ratio ρ of Eq. (6) becomes

$$\rho = \frac{\sigma_z \mathbb{E}_z[g'(z)]}{\sqrt{\mathbb{E}_z[g^2(z)]}} \leq \sigma_z \sqrt{\mathbb{E} \left[\frac{f_z'^2(z)}{f_z^2(z)} \right]} = \sigma_z \sqrt{I(f_z)} = \sqrt{I(f_{z_0})}, \quad (11)$$

where the equality of Eq. (11) occurs as g becomes

$$g_{\text{opt}}(z) \triangleq C f_z'(z)/f_z(z), \quad (12)$$

by the Schwarz inequality for the derivative $f_z'(z) = df_z(z)/dz$ (without loss of generality $C = -1$)¹⁵. Here, the scaled noise $z(t) = \sigma_z z_0(t)$ has PDF $f_z(z) = f_{z_0}(z/\sigma_z)/\sigma_z$, and the standardized noise PDF f_{z_0} is with zero mean and unity variance $\sigma_{z_0}^2 = 1$ ¹⁵. Then, the Fisher information $I(f_z)$ of f_z can be expressed as

$$I(f_z) = \mathbb{E} \left[\frac{f_z'^2(z)}{f_z^2(z)} \right] = \sigma_z^{-2} \mathbb{E} \left[\frac{f_{z_0}'^2(z_0)}{f_{z_0}^2(z_0)} \right] = \sigma_z^{-2} I(f_{z_0}), \quad (13)$$

with the Fisher information $I(f_{z_0})$ of f_{z_0} . This result of Eq. (11) indicates that the Fisher information $I(f_{z_0})$ of noise distribution is closely related to the upper bound of the transmission efficacy ρ .

Since the structure of the locally optimal system g_{opt} in Eq. (12) is established by the knowledge of the noise distribution, and in practice it may be difficult to obtain an explicit analytical expression of g_{opt} in the unknown noisy environment. Thus, we exploit easily implemented nonlinearities to transmit the aperiodic signals. Here, we still consider the saturation nonlinearity of Eq. (1) in the generalized Gaussian noise $z(t)$ with PDF

$$f_z(x) = \frac{c_1}{\sigma_z} \exp\left(-c_2 \left|\frac{x}{\sigma_z}\right|^\alpha\right), \quad (14)$$

where $c_1 = \frac{\alpha}{2} \Gamma^{\frac{1}{2}}\left(\frac{3}{\alpha}\right) / \Gamma^{\frac{3}{2}}\left(\frac{1}{\alpha}\right)$ and $c_2 = \left[\Gamma\left(\frac{3}{\alpha}\right) / \Gamma\left(\frac{1}{\alpha}\right)\right]^{\frac{\alpha}{2}}$. For this nonlinearity of Eq. (7), Eq. (11) can be computed as

$$\rho = \frac{\sigma_z \beta \mathbb{E}_z[\text{sech}^2(\beta z)]}{\sqrt{1 - \mathbb{E}_z[\text{sech}^2(\beta z)]}}. \quad (15)$$

For different exponents $\alpha = 1$ (Laplacian noise), 1.2, 1.5, 1.7, 2 (Gaussian noise) and ∞ (uniform noise), the transmission efficiencies ρ of the nonlinearity $g(x) = \tanh(5x)$ are plotted as the function of noise RMS amplitude σ_z by solid lines, as

6 *Fabing Duan, François Chapeau-Blondeau, Derek Abbott*

shown in Fig. 4. Here, the average signal RMS amplitude is fixed as $\sigma_s = 0.045$. Each point of the transmission efficacy ρ , as shown in Fig. 4 by datapoints, was averaged over 200 trials in the simulations and the corresponding Gaussian generalized noise is generated with different seeds. It is shown in Fig. 4 theoretically and numerically that the transmission efficacy ρ exhibits the stochastic resonance effect for the exponents $\alpha = 1, 1.2, 1.5, 1.7$. It is noted that, for $\alpha < 2$, the possibility of the transmission efficiencies $\rho > 1$ is demonstrated. However, the maximum of ρ of the nonlinearity with saturation does not yet reach the upper bound of $\sqrt{I(f_{z_0})} = \sqrt{\alpha^2 \Gamma(3\alpha^{-1}) \Gamma(2 - \alpha^{-1}) / \Gamma^2(\alpha^{-1})}$ indicated in Eq. (11).

4. Conclusion

In this paper, we studied aperiodic signal transmission in a nonlinearity. The transmission efficacy is adopted as the cross-correlation coefficient of an output signal for a nonlinear system over that of a linear system. Then, we demonstrate theoretically and numerically that the noise-enhanced transmission efficacy effects occur for different average signal variance, which is illustratively presented by a nonlinearity with saturation. It is found that, in the small-signal limit, the structure of the nonlinearity that is locally optimal for an arbitrary signal transmission depends on the noise type, and the noise with a high Fisher information is favorable for the signal transmission.

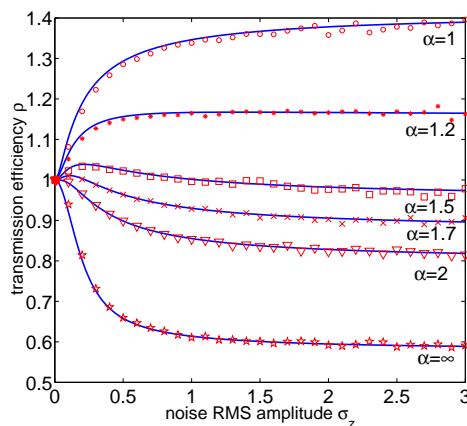


Fig. 4. The transmission efficacy ρ for the nonlinearity $g(x) = \tanh(5x)$ versus the generalized Gaussian noise RMS amplitude σ_z for different exponents $\alpha = 1, 1.2, 1.5, 1.7, 2$ and ∞ (from top to bottom). The solid lines are theoretical curves of Eq. (15), and the data points are the corresponding numerical results. Each point is averaged over 200 trials in the simulations. Here, the average signal RMS amplitude is fixed as $\sigma_s = 0.045$.

Acknowledgements

This work is sponsored by the NSF of Shandong Province, China (No. ZR2010FM006).

References

1. J. J. Collins, C. C. Chow, T. T. Imhoff, “Stochastic resonance without tuning,” *Nature*, **376**, 236–239 (1995).
2. J. J. Collins, C. C. Chow, A. P. Capela, T. T. Imhoff, “Aperiodic stochastic resonance,” *Physical Review E*, **54**, 5575–5584 (1996).
3. D. Rousseau, J. Rojas-Varela, F. Chapeau-Blondeau “Stochastic resonance for nonlinear sensors with saturation,” *Physical Review E*, **67**, art. no. 021102 (2003).
4. A. R. Bulsara, A. Zador, “Threshold detection of wideband signals: A noise-induced maximum in the mutual information,” *Physical Review E*, **54**, R2185–R2188 (1996).
5. A. Neiman, B. Shulgin, V. Anishchenko, W. Ebeling, L. Schimansky-Geier, and J. Freund, “Dynamical entropies applied to stochastic resonance,” *Physical Review Letters*, **76**, 4299–4302 (1996).
6. F. Chapeau-Blondeau, X. Godivier, “Noise-enhanced capacity via stochastic resonance in an asymmetric binary channel,” *Physical Review E*, **55**, 2016–2019 (1997).
7. S. Bezrukov, I. Vodyanoy, “Noise-induced enhancement of signal transduction across voltage-dependent ion channels,” *Nature*, **378**, 362–364 (1995).
8. G. Balazsi, L. B. Kish, “From stochastic resonance to brain waves,” *Physics Letters A*, **265**, 304–316 (2000).
9. P. Hänggi, “Stochastic resonance in biology,” *ChemPhyChem*, **3**, 285–290 (2002).
10. B. Lindner, J. García-Ojalvo, A. Neiman and L. Schimansky-Geier, “Effects of noise in excitable systems,” *Physics Reports*, **392**, 321–424 (2004).
11. F. Moss, L. M. Ward, W. G. Sannita, “Stochastic resonance and sensory information processing: a tutorial and review of application,” *Clinical Neurophysiology*, **115**, 267–281 (2004).
12. F. Chapeau-Blondeau, F. Duan, D. Abbott, “Synaptic signal transduction aided by noise in a dynamical saturating model,” *Physical Review E*, **81**, art. no. 021124 (2010).
13. F. Duan, F. Chapeau-Blondeau, D. Abbott, “Enhancing array stochastic resonance in ensembles of excitable systems,” *Journal of Statistical Mechanics: Theory and Experiment*, **8**, art. no. P08017 (2009).
14. M. D. McDonnell and D. Abbott, “What is stochastic resonance? Definitions, misconceptions, debates, and its relevance to biology,” *PLoS Computational Biology*, **5**, art. no. e1000348 (2009).
15. F. Duan, F. Chapeau-Blondeau, D. Abbott, “Fisher information as a metric of locally optimal processing and stochastic resonance,” *PLoS ONE*, **7**, art. no. e34282 (2012).