

The Mind, the Macro Properties of Psi-lines, and the Structure of the Universe

by

Jeffrey S. Keen

BSc Hons ARCS MInstP CPhys

www.jeffreykeen.co.uk

Abstract

The necessary integration between quantum mechanics and cosmology requires an understanding of such phenomenon as entanglement and why the act of observation affects scientific measurements. With this in mind, the study of psi-lines provides some important clues as to how consciousness in its widest sense, together with the communication of information, fits into the structure of the universe and the laws of physics. This paper is a summary of the author's own ground-breaking research into psi-lines over the last 20 years.

Psi-lines are a well established phenomenon. They are easily created, and/or destroyed by the mind. (Psi is associated with the Greek word for mind). Not only can they be detected by their creator, but more importantly they can be readily detected by others. This property enables their use for tracking. Evidence exists for this use over 1,000 years' ago, and there is a strong probability that they were used by Neolithic man. In ancient times they were presumably created as part of daily life, to assist in navigation.

Detailed research shows that psi-lines are not 1-dimensional lines, but complex 3-dimensional cosmic and subtle energy fields comprising coaxial cylindrical lines. A conical helix terminates these lines, which are also associated with nodes, electric and magnetic fields, and audio frequencies. They can also have beneficial or detrimental affects on health, and are perceived slightly differently by males and females. The properties and structure of psi-lines are affected by local and astronomical forces including gravity and the earth's spin. Experimental data has produced formulae such as $W = \phi/3 * Ln(L) + \sqrt{3}/2$ which is the relationship between the length and width of psi-lines, where ϕ is the golden ratio 1.61803. **As this and similar formulae involve no arbitrary constants and only universal constants, this is good evidence that the mind can interact with the cosmos.**

Key Words

Mind; Consciousness; Psi-lines; Golden Ratio; Structure of the Universe; Cosmic and Subtle Energy; Dowsing; Navigation

Introduction

What are Psi-lines and how are they created? Psi-lines have been known from ancient times, and were presumably created for direction finding and navigation, and were especially useful in the dark or in fog, or at sea. As they have great stability in both structure and time, and are easily detected, they were used as a form of "Neolithic Satellite Navigation"! Many are not only ancient and permanent, but are very straight, and therefore confirm they are man-made, as natural subtle energy lines (i.e. those created by the forces of nature without human intervention) meander.

Psi-lines (also known as psi-tracks) are a form of linear subtle energy perceived to be flowing along the ground. Like neutrinos they seem to pass through any obstruction in their path without being affected or deviated. They are created by the mind, often to find the correct route from A to B, where A is the creator desiring to find a place or person located at point B. The psi-line can then subsequently be used by future people requiring the same optimum route (Keen, 2011a). Psi-lines can be placed either locally or remotely. A protocol to achieve this is by the mind's intent specifying their purpose, and visualising the locations of

the two ends. They are easily created or destroyed by the mind in a few seconds and detected by dowsing. Dowsing has been demonstrated to be a useful tool in serious scientific research (Keen, 2010 d), and has been adopted in this research. Recent Swedish (Jens, 1994) and German research (Balck, 2011) has independently confirmed the existence of psi-lines. There has also been recent research into psi-lines being involved in animal navigation, including bird migrations.

Psi-lines are a special case of generalised mind created subtle energy fields, which include peace grids (Keen, 2009 b) and any visualised geometrical shape in 1, 2, or 3-dimensions floating in the atmosphere (Keen, 2003) or fixed to the ground. As psi-lines are the simplest case of mind created geometrically shaped fields, their study should be easier in researching how the mind interacts with the cosmos.

Structure of Psi-lines

All psi-lines seem to have a similar structure, although some of their quantitative features may vary. On closer observation, psi-lines comprise 3 slightly non-symmetrically spaced component bands, as shown in Figure 1, where the perceived flow of the central line is in the opposite direction to the outer 2 lines. The relative “strengths” or “intensity” of the subtle energy for each of these 3 bands is 25%: 50%: 25% ; i.e. the strengths of the outer lines exactly balance the counter-flow of the inner line, as if there was a very long loop.

The Sub-Structure of Psi-Lines




Figure 1

In general, multiple lines of this nature are often referred to as reflections or repeating patterns and are commonly found in the study of earth energies: So with psi-lines. Each of the above three lines comprises 3 smaller lines, each of which also comprises 3 similar components possibly ad infinitum. However, it is only possible in practice to measure down to about 3-4 levels, and then only for the widest psi-lines.

In comparison to psi-lines, natural subtle energy lines often comprise more than 3 component lines. For example, the author has studied lines with 5, 7, and 12 constituents all of which travel in the same general direction, but appear to wander randomly as they go.

Health

It is often found in relation to health that both outer lines are perceived as “beneficial” energy, but the middle line is “detrimental” energy. Other times the reverse is true. Interestingly, a 5 year old girl who is sensitive to earth energies and other subtle energies without the use of devices, and unaware of what was the cause, complained of “a headache” when walking through 2 outer lines, but the middle line “made her happy”. This is an unbiased, independent confirmation that subtle energies can affect health either beneficially or detrimentally.

Dimensions

Both existing as well as newly created psi-lines are explored in this paper. It is well known that many quantitative measurements obtained by dowsing may vary over time as a result of local and astronomic forces, (Keen, 2009 c) mainly due to daily, lunar monthly and annual cycles. The dimensions given here relate to the time of their measurement. However, ratios obtained from these measurements at the same point in time are consistent. The same quantified properties as detailed here are found along the entire length of these lines.

Length

The length of psi-lines appears to “control” other dimensions e.g. longer lines are associated with pro-rata wider and higher lines. The protocol adopted for measuring the length of psi-lines was to mark on the ground the vertical axes of the terminating spirals at each end of the line, and measure the distance between the two markers. For long psi-lines, their terminating spirals can be detected and marked on a scaled map. The length of psi-lines may range from less than a metre to many tens of thousands of kilometres. Although of limited practical use, for research purposes, the required length of a psi-line can be specified and visualised at its creation. Subsequent on-site measurement proves that this technique is remarkably accurate to within a few percent error. In order to research properties of the maximum length of psi-lines, a psi-line that travels around the circumference of the earth was created. Towards the end of this paper is a protocol detailing a method to produce such a line. At the other extreme, “laboratory” psi-lines were created with a length of 1 metre.

Width

The protocol for measuring width was by projecting the 3-dimensional psi-line onto the ground, and marking the outer extremities with a pointer. This approach is accurate because the width of the psi-line appears to be constant along its length. In theory the width of psi-lines could be specified at inception as being from very large to very small. In practice, there is a **minimum** width which is a function of the length of the psi-line. The overall minimum width, **W**, of psi-lines range from about 1 metre to over 10 metres, depending on the length, **L**, of the psi-line.

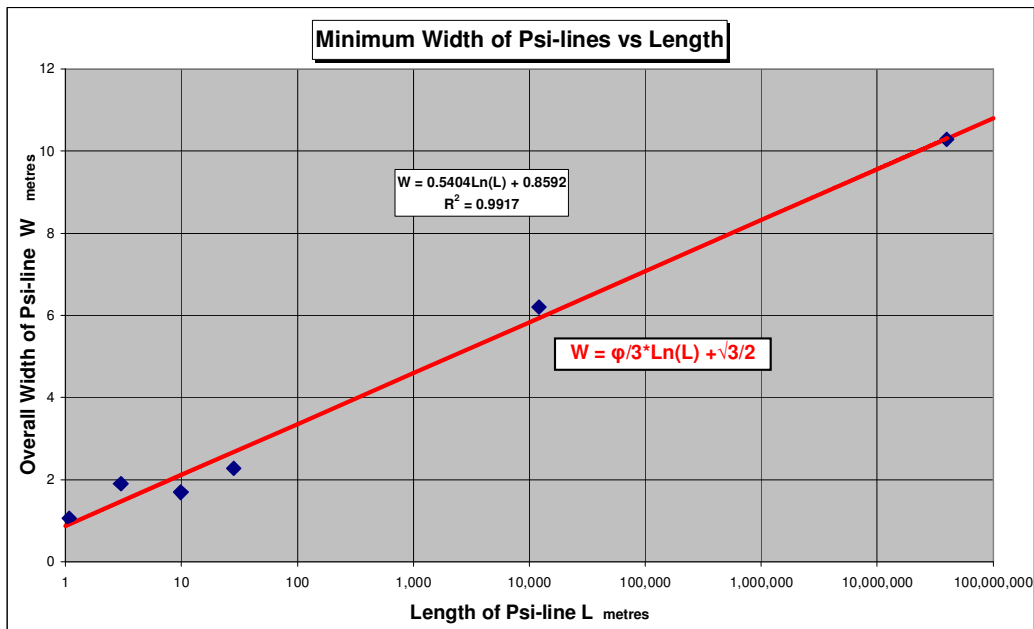


Figure 2

This is detailed in the Figure 2 graph, where the data points are shown as blue diamonds. Using the Excel spreadsheet trend line which is plotted in red, the equation is given as

$$W = 0.5404 * \text{Ln}(L) + 0.8592$$

with $R^2 = 0.9917$.

This is a very high correlation coefficient bearing in mind there are only 7 data points.

The golden ratio, ϕ 1.61803, is often involved in mind science research (Keen, 2011 c). With this in mind, 0.5404 is only 0.001055 greater than $\phi/3$ (0.53934), which is a difference of only 0.196%. Similar philosophising based on the fact that the mathematical structure of the universe prefers irrational numbers, and that factors of 2 and 3 are common in fundamental science, 0.8592 is only 0.00683 less than $\sqrt{3}/2$ (0.86602) which is a difference of only 0.79%. These differences are well within the limits of experimental error. The relationship can therefore be postulated heuristically as

$$W = \phi/3 * \text{Ln}(L) + \sqrt{3}/2 \quad (i)$$

Both of these are universal constants. This equation requires independent confirmation with more data points and by more people. Ideally, it needs to be backed up with a solid theory. If confirmed, this equation which only contains universal constants and no arbitrary constants provides good evidence that the mind is closely linked to the structure of the universe.

An interesting observation from Figure 2 is that an increase in the length of psi-lines by a factor of 10^8 only increases their width by a factor of 10. This suggests that the mind specifies and controls the length, but a different mechanism in the structure of space-time determines the minimum width.

Separation Distances

The 3 constituent lines as illustrated in Figure 1 are not equidistance apart. Typically, their separation distances are in an approximate ratio of 45: 55. It is not known if this is important with regard to the theoretical aspects of psi-line production.

Widths of Constituent Subtle Energy Lines

Up to now it has been assumed that each constituent line is 1-dimensional, which is not true. Each line has width and its foot-print on the ground is 2-dimensional. As illustrated in Figure 3, the centre line has a width that is twice the width of the outer 2 lines. This is compatible with the earlier statement that the relative “strengths” or “intensity” of the subtle energy for each of these 3 bands is 25%: 50%: 25%.

The Sub-Structure of Psi-Lines - Width




Figure 3

The graph in Figure 4 illustrates the relationship between the length, L , and width, w_c , of the central component of psi-lines. As the length of psi-lines increase by an order of magnitude of 10^8 the width of the centre line increases from about 100 mms to about 800 mms: a factor of only 8. The data is shown as blue diamonds and the trend line is plotted in green with a very high correlation of 0.8943. The resulting equation is

$$w_c = 39.808 * \ln(L) + 89.082 \quad (ii)$$

This is very approximate as only 5 data points are present, and needs independent verification, preferably backed up with a theoretical explanation. As explained above, the width of each of the 2 outer lines is half of the above values.

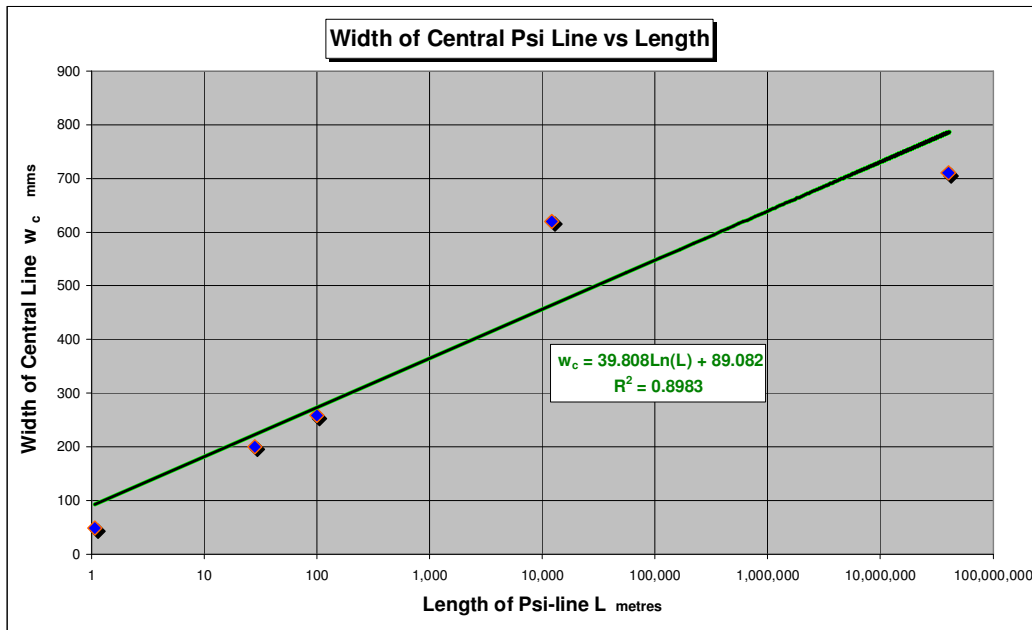


Figure 4

3-Dimensional Structure

Three complimentary techniques were used to cross-check and measure the structure of psi-lines.

1. The height of psi-lines above the ground can easily be measured by placing a vertical rod into the ground whose height is greater than that of the psi-line, and positioned at the centre of the psi-line. The top and bottom of the psi-line can then be marked with a pencil, and the height measured.
2. However, psi-lines have an elliptical cross section, which can be confirmed by placing a vertical board or sheet of paper so that the psi-line passes through it. As stated earlier, this does not affect nor distort the psi-line. It is then possible to dowse with a pencil and mark out the cross section of the elements and structure of the psi-line.
3. The third technique is dowsing after visualising a cross-section of the “line” transposed through 90° , so it is perceived as being flat on the ground, where it can be marked out and measured.

In more detail, the 3 component sub lines detected when walking across psi-lines are really 6 “cylinders”, stacked vertically 3 + 3 as in Figure 5, with heights h_1 and h_2 and overall width W . Each cylinder has an oval cross-section comprising 2 concentric tubes. There is a void in

their centres giving an impression of cylindrical torroids. There are alternate directions of flow, as well as alternate associations with magnetic and electric fields.

The bottom row touches the ground. For a psi-line with a length of about 30 metres, the height of the top line, h_2 , above the ground is about 1 metre. As an indication of orders of magnitude, the size of the central ground level oval is about 17x10 cms, whilst the size of the middle upper oval is about 10x9 cms.

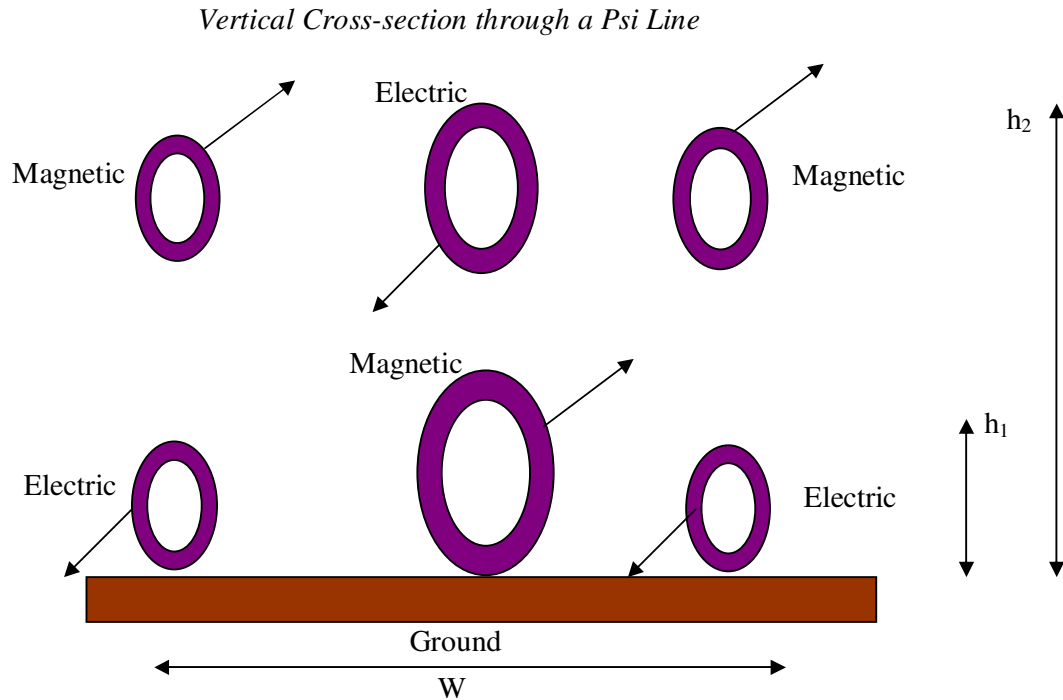


Figure 5

Figure 6 is a more detailed cross section through one of the coax tubes in Figure 5. For a short psi-line of length 1.5 metres, the overall height is about 16 cms, with an overall width of about 11 cms. The outer tube has a thickness of about 1.5 cms, whilst the inner tube has a thickness of about 3 mms. The significance of the green area is discussed in more detail after the section on nodes.

Vertical Cross-section through an Oval Tube in a 1.5 metre Psi Line




Figure 6

Psi-lines do not seem to extend below ground, but appear to be secured to the ground. This is important, as it explains their permanency. The author's research in 2003 showed that if mind created subtle energy fields were not fixed to the ground, they moved, floated in the air and drifted westwards with increasing speeds that are a function of increasing height above the ground (Keen 2003).

Longer lines have a greater diameter as shown in Figure 7, where the data points are shown as red diamonds. As is apparent, the average diameter/height, **D**, of central lower psi-lines ranges from about 12 - 46 cms measured from the ground. The trend line is plotted in blue with the best fit Excel equation being

$$D = 1.8583\text{Ln}(L) + 13.017$$

with $R^2 = 0.9922$.

This is a very high correlation coefficient even though there are only 5 points of data.

1.8583 is only .0042 greater than $3/\phi$ (1.8541), which is an error of 0.23%. The relationship can therefore be postulated heuristically as

$$D = 3/\phi * \text{Ln}(L) + 13.017 \quad (\text{iii})$$

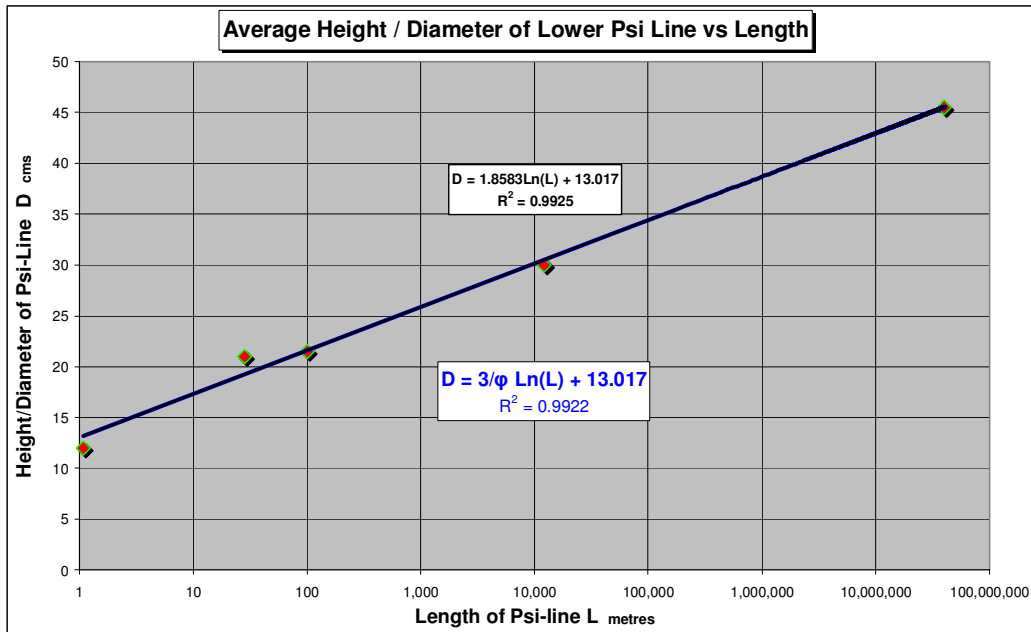


Figure 7

Subtle Energy Terminating Spirals

The spirals terminating the 2 ends of psi-lines can be more accurately described as 3-dimensional Conical Helices. Approximately, the diameter of the cones' base is 80% of the overall psi-line width.

Plan View of a Top Clockwise Spiral

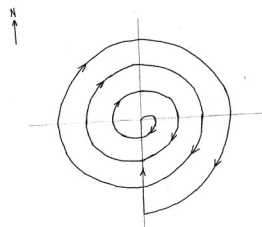


Figure 8

Looking downwards, and using the author's categorisation (Keen, 2005), the helix has $3\frac{1}{2}$ turns in a clockwise flow of Type 3 subtle energy, and indicates green on a Mager disc (Keen, 2009 a). This is a very common occurrence (Keen, 2007) and is illustrated in Figure 8. The same 5 year old girl as described above, unaware of spirals, when walking through a

terminating spiral stated that “something is making me turn clockwise”. This is an excellent verification of the phenomenon.

As is also usual, this “spiral” comprises a vertical stack of 7 similar sized conical helices, as shown in Figure 9. As explained above, the latter can be confirmed by dowsing after visualising the stack being turned through 90°, so it is flat along the ground. The average height of each terminating cone is about the same order of magnitude as the overall width of their associated psi-line.

Side Elevation View of a Series of 7 Conical Helices



Figure 9

Subtle Energy Types

Using the author’s categorisation (Keen, 2005), the outer 2 lines are Type 1 subtle energy, and indicate white on a Mager disc. The inner line is Type 4 subtle energy, and indicates mauve/violet on a Mager disc. This is illustrated in Figure 10.

The Sub-Structure of Psi-Lines – Colour, Type, and Frequency

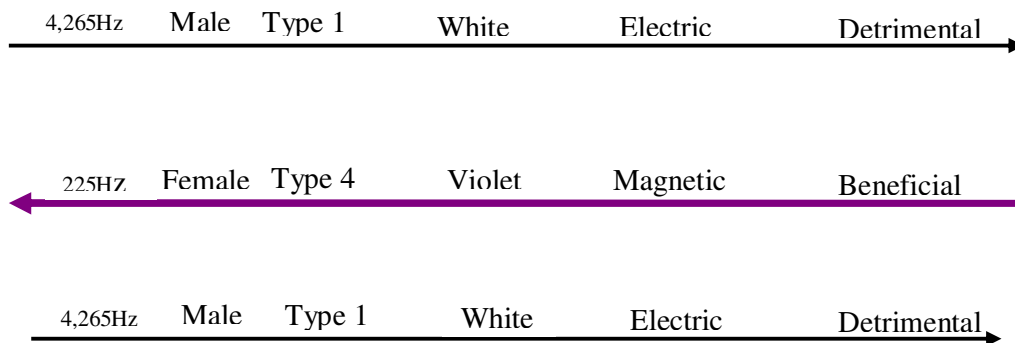


Figure 10

Nodes

Along all psi-lines are regularly spaced nodes that can be detected by dowsing. This is shown graphically in Figure 11, where the average nodal separation, N_s , is plotted against the length of the psi-line, L . The data points are indicated as blue diamonds and using the Excel spreadsheet trend line, which is plotted in red, the equation is given as

$$N_s = 0.4013 \ln(L) + 0.7221$$

with $R^2 = 0.9904$

This is a very high correlation coefficient bearing in mind there are only 7 data points.

0.4013 is only 0.0032 less than $\phi/4$ (0.4045), which is a difference of only 0.79%. This difference is well within the limits of experimental error. The relationship can therefore be postulated heuristically as a logarithmic equation of the form

$$N_s = \phi/4 * \text{Ln}(L) + 0.7221 \quad (\text{iv})$$

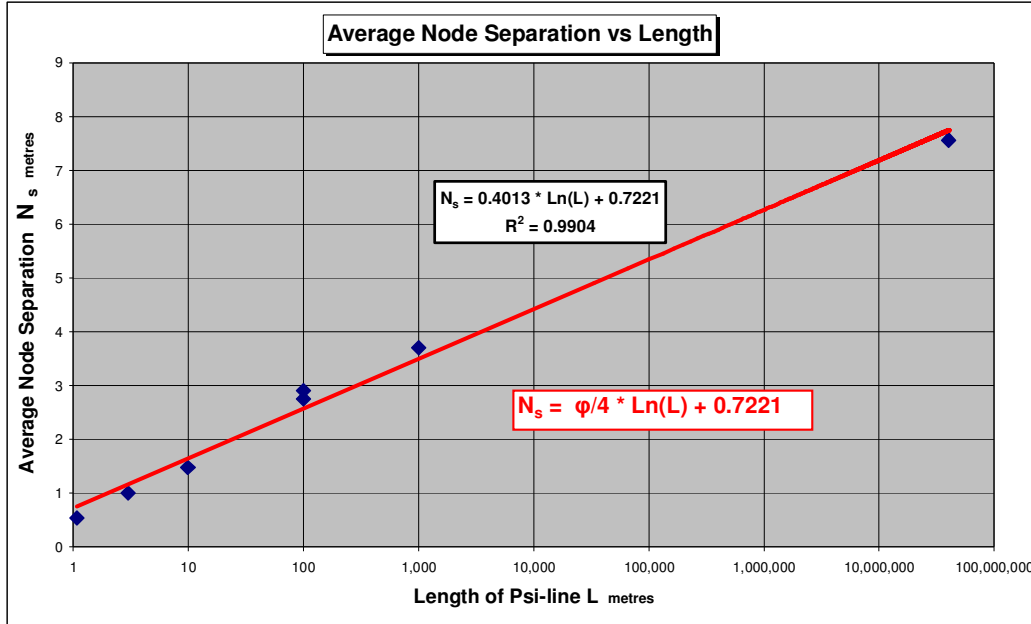


Figure 11

Once again, this equation needs confirmation and backed up by detailed theory. As is apparent, separation of nodal points ranges from about 1-8 metres. There is a minimum of 1 node even for psi-lines less than 1 metre.

Figure 12 is a graph of the number of nodes in psi-lines. The Excel trend line gives a power relationship of the form

$$N = 0.8746 * L^{0.8873} \quad (\text{v})$$

With $R^2 = 0.9984$

Once again, this is a very high correlation coefficient bearing in mind there are only 7 data points. As the number of nodes is an integer, further research is required to determine if the nodal separation distances are associated with wavelengths or frequencies that are also quantized, or continually variable as depicted in Figure 11.

As discussed earlier, the mind can create almost any visualised 3-dimensional shape as psi subtle energy. It is therefore possible to produce kinked or zigzag psi-lines, either by mentally joining independent adjacent lines, or initially creating a complex random zigzag psi-line. Interestingly, in the former case lines, when mentally joining two separate psi lines, the touching terminating spirals disappear at the join where the line kinks and a node is formed. This suggests that there is a connection between spirals and nodes, but presently the author has been unable to detect this connection. In both cases there are nodes at the joints, as well as the usual nodes along each straight line.

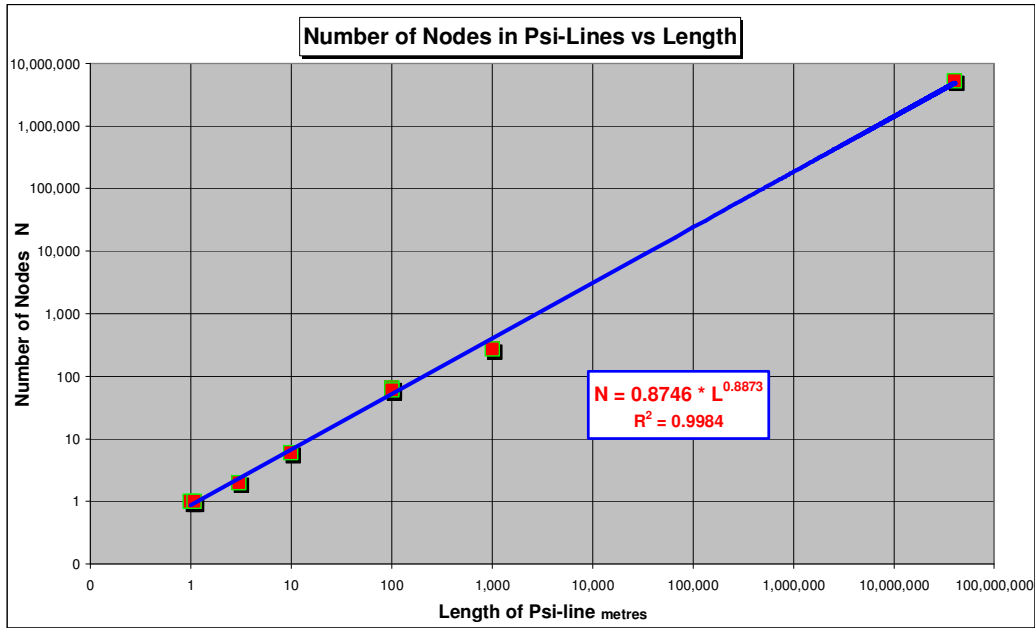


Figure 12

Figure 13 illustrates the difference between a straight 3 metre psi-line and a 3 metre psi-line with a kink. The nodes are illustrated with red dots with the green circles representing the terminating spirals. The straight psi-line has 2 nodes, but a kinked psi-line also of 3 metres has 4 nodes. What seems to be happening is that each straight part of a psi-line obeys the formula and graph in Figure 12.

The Effect of Zigzag Psi-lines on the Number of Nodes

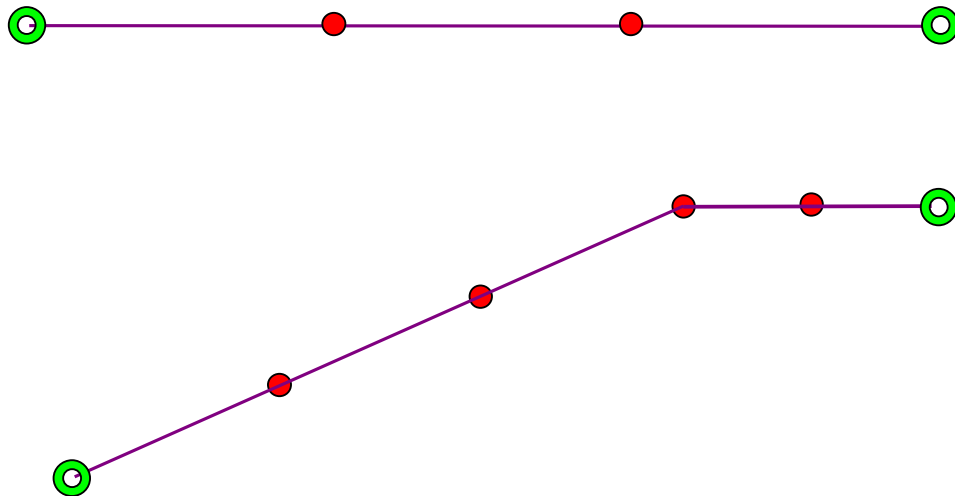


Figure 13

It is not apparent as to what these nodal points represent physically, nor is it obvious what properties of a psi-line differ at a node. There appears to be about a 1cm gap in the Type 1 or Type 4 subtle energy lines at the nodes, with this gap filled with a new type of subtle energy not detected elsewhere and categorised as Type 8 by the author. There is no Type 8 subtle energy at the terminating spirals, nor is there Type 3 at the nodes.

There is an interesting correlation between nodes and the coax tube structure of psi-lines as discussed earlier in Figures 5 and 6. The 2 mauve tubes are perceived to be the same Type 4 subtle energy detected when initially dowsing the external structure of psi-lines. The inner green areas in Figure 6 react identically to the Type 8 fields found at the nodal points.

Using the wave analogy, these nodes could be associated with standing waves, wavelength, harmonics and octaves. Interestingly, the previously referred to 5 year old girl who is sensitive to subtle energies without the use of devices, when walking through nodal points said she “had a sensation of rocking backwards and forwards”. As she had no prior knowledge of psi-lines or nodes, this is a very good description of waves and a nodal point by a 5 year old. Further research is required to determine the nature of these waves.

A philosophical question results from the above observations. For each of its straight lengths, how does a psi-line know how long it is and hence the number of nodes (or size of its width etc.) should be created? Similarly, how does a psi-line know when there is a kink in it? Is a kink node different, even though no evidence has yet been found by the author to differentiate these nodes from ordinary straight line nodes? Are the above psi-line characteristics which are based on length, specified by conscious intent at the time of creation, or are they a result of the structure of the universe? In practice, most creators of psi-lines do not accurately know their exact length; they just visualise their end points. This suggests that the latter explanation could be valid, and is compatible with research into entanglement and multi-body interactions.

Sex

The 3 component lines of psi-lines are perceived as male or female; the outer 2 lines having the same sex. The interesting phenomenon is that if the creator of the psi-line is male he appears to perceive a male:female:male combination. However, if the person detecting the psi-line is female, she will perceive it as a female:male:female combination. Similarly, if the creator of the psi-line is female she could perceive a female:male:female combination, but a male will perceive that psi-line as a male:female:male combination. However, a female can readily destroy a line with its terminal spirals created by a male, and vice versa. This phenomenon is not restricted to psi-lines as it is common in earth energies work. This invites the question as to what is in psi-lines associated with sex. Is this a function of the structure of space-time, or is it a function of the brain?

Frequency and Acoustics

As illustrated in Table 1 and Figure 10, the three lines appear to have associated frequencies of about 4,650Hz: 260Hz: 4,650Hz respectively. i.e. they are the same frequencies for all lengths of psi-lines. These frequencies are in the audio range. For comparison Middle C is about 261 Hz, whilst the 8th octave of C is about 4,186 Hz, which is near the highest note on a standard piano.

Length	Centre Line Frequency	Outer Line Frequency
metres	Hz	Hz
1.08	266	4,667
9.90	266	4,667
28.16	256	4,265
40,000,000	253	4,650

Table 1

Dowsing these audio frequencies gives the suggestion that they are modulation waves which carry information. The carrier wave has higher indeterminate frequencies. Interpretation of this requires further research. However, if standard wave theory is relevant, and nodes relate to wavelength, the formula $\text{Velocity} = \text{Wavelength} * \text{Frequency}$ would apply. If so, for the outer 28.16 m line in Table 1, and half wave nodal distances in Figure 11 this would give a velocity = $5.5 * 4,265 = 23,458$ metres per sec. This result suggests that standard wave theory does not apply to psi-lines as the derived velocity seems too slow even if the total length of the psi-line is used as the fundamental wavelength. Further research is therefore required to determine the nature of these waves. Other published research has demonstrated that dowsing may involve standing waves between nodal points, with instantaneous communication of information (Keen, 2010 b). If this applies to psi-lines it would explain why velocity in the above context has no meaning.

Electromagnetism

Dowsing suggests that the 3 lines are associated with electromagnetism in the respective form Electric: Magnetic: Electric. Preliminary investigations suggest that the magnetic lines are beneficial, whilst the electric lines are detrimental. This is illustrated in Figure 10. Moreover, it is suggested that this pattern is connected to the way these lines are produced by the brain. Further research in this area could prove fruitful in understanding the mechanism of how the brain interacts with the cosmos, and whether the beneficial lines can be used in scientifically approved mental and physical healing.

Effects of Astronomical Alignments

The subtle energy generated by 3-body alignment significantly affects psi-lines (Keen, 2010 a) and seems to take over their properties. The 3-bodies can be anything from 3 small stones to 3 planets (Keen, 2010 c)! As illustrated in Figure 14, at the local points of intersection between the psi-lines and the alignment beam, all 3 psi-lines become Type 4 and Violet/Mauve on the Mager disc (Keen, 2005).

The Sub-Structure of Psi-Lines Interacting with Local 3-Body Alignments

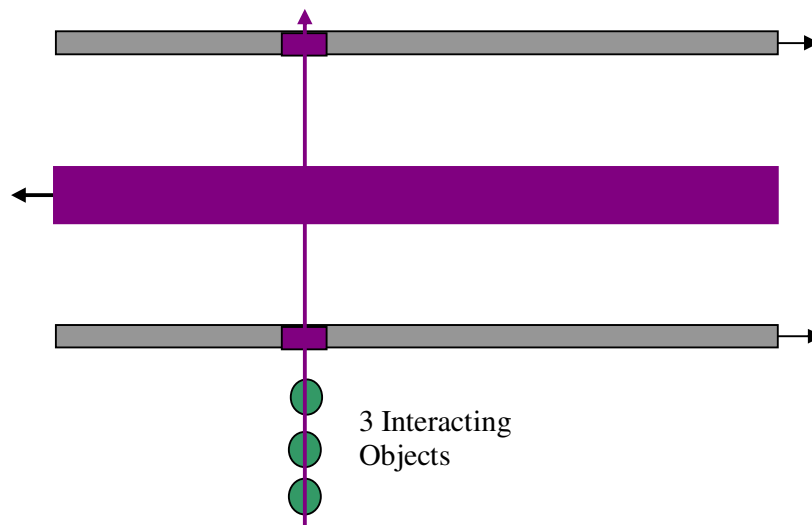


Figure 14

The mauve energy lines have the same characteristics as found when dowsing geometrical shapes (Keen, 2011 a) in particular during astronomical alignments with the earth, such as at new or full moon, eclipses, and conjunctions of planets (Keen, 2010 c). In this case, the

entire length of the psi-line changes to Type 4 and violet, as illustrated in Figure 15. If appropriate, the centre line changes from detrimental to “good”. When the alignment beam is removed, the psi-lines revert to their normal long-term characteristics.

The Sub-Structure of Psi-Lines at New Moon and other Astronomical Alignments

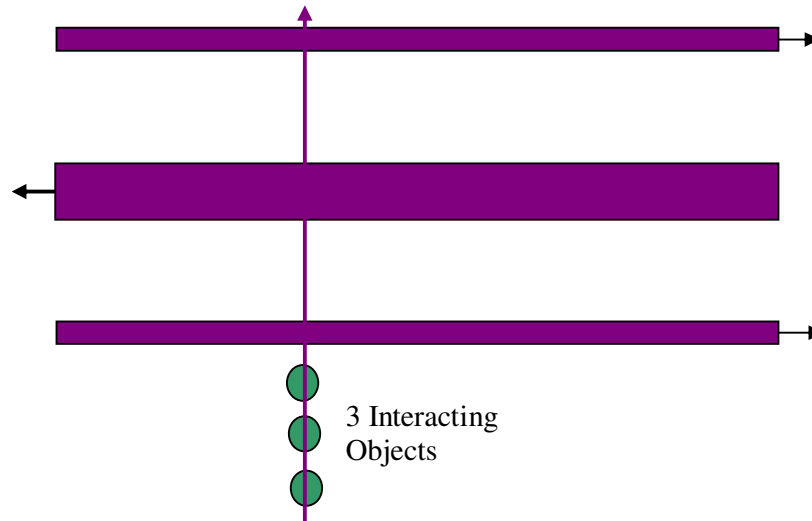


Figure 15

Photographs

It is also instructive when on site, to turn a photograph of a psi-line upside down, place it anywhere along the actual energy line, and align the photograph so that the north on the photograph is orientated to true north on-site. The amazing thing is that the inverted photograph cancels out all trace of the subtle energy lines. Removing the photograph immediately reinstates them (Keen, 2005)! Why this should occur is a subject for further research.

Energy

Although psi-lines are often referred to as subtle energy lines, or earth energy lines what is the evidence for the usual scientific meaning of energy? The brain can create small or large psi-lines with the same apparent effortless energy in a split second. What energy is involved? For example, can psi-line energy be detected with a sensitive thermometer?

Psi-line Around the Earth

To obtain the properties of the maximum length of a psi-line on earth, the following protocol was adopted. Visualise creating a psi-line around the circumference of the earth by specifying, with markers at its ends about 3 metres apart, ensuring the psi-line is flowing away from each marker, and no psi-line is created between the markers. Simultaneously specify that the absolute minimum width is required.

To confirm that this intent has been achieved, 2 sensitive observers stand on each end marker but face away from all other people. An independent adjudicator silently signals when to create the psi-line, and notes when the two observers detect the clockwise terminating spirals. Preliminary results give instantaneous reactions suggesting that the creation of psi-lines has a very fast speed of propagation. It is also necessary to confirm that there is no psi-line line in the 3 metres between the 2 spirals, but the psi-line flows outwards from both terminating spirals. It is also

necessary to confirm that the axes of the terminal spirals are vertical and pass through the markers.

Although already incorporated in the above graphs and Tables, a summary of the findings for the maximum length of psi-lines is:

- Overall width of the psi-line is about 10.0 m.
- Each cylinder comprises 3 sets of 3 lines.
- Their width therefore comprised 9 easily detectable sub-lines.
- The maximum width of a central sub-line is approximately 0.7 metres.
- The perceived flow is away from the terminating spirals.
- The nodes are about 7.6 metres apart.

Intergalactic Space

Based on an author's paper (Keen, 2011 c) it is possible to visualise experiments in intergalactic space and eliminate the influence of electromagnetic forces, gravity, or spin. Repeating the above experiments under such conditions produces much simplified psi-lines. For example, there are no terminal Type 3 spirals, nor is there a centre line; only 2 outer Type 4 lines with the specified length at creation. There are no other Types of dowsable fields.

Creating a psi-line in intergalactic space with the same length as if it was around the earth, gives the following findings:

- The 9 component lines are reduced to only 2 Type 4 sub-lines.
- The average width of the 3 main lines is about 2.87 metres c.f. 2.85 metres on earth.
- There are no terminal spirals.
- The nodes are about 5.0 metres apart c.f. 7.6 metres on earth.
- The Mager disc colour is violet.
- The lines are about 30 cms in diameter.

This suggests that on earth, gravity, spin (the earth spinning on its axis plus the earth's revolution around the sun), and electromagnetic forces are involved in part of the structure of psi-line creation. The remaining parts, as detailed above, are as a result of the mind interfacing with the structure of the cosmos.

Brain

What part(s) of the Brain are responsible for the creation, detection, and destroying of psi-lines? In a 2001 paper (Keen, 2001) the author demonstrated that the part of the brain involved in dowsing resided at forehead level and towards the back of the brain. However, this related to dowsing crystal auras, but other parts of the brain may be involved with psi-lines. Various authorities have suggested that the Thalamus, Pineal, or Pituitary glands are involved in dowsing. Sensitive brain activity scanning equipment is required to resolve this issue.

As the pineal gland is also involved in melatonin and sleep, it is postulated that during sleep, the brain interfaces with the information field, and uses it as an "external hard drive".

Conclusion

Psi-lines are easily created, detected, and destroyed by the mind. They are a form of linear cosmic and subtle energy, and if not modified by intent, remain stable in space-time over hundreds of years. Not only can they be detected by their creator, but more importantly they can be readily detected by others. Hence their use for tracking, and in ancient times they were presumably created as part of daily life, to assist in navigation.

Psi-lines are not 1-dimensional lines, but complex 3-dimensional fields comprising tubular cylindrical coaxial lines. Stacked conical helices terminate these lines. The lines are associated with nodes, audio frequencies and with electric and magnetic fields. They can also have beneficial or detrimental affect on health, and are perceived differently by males and females. Mager colours are white and mauve/violet, but what this means is unknown.

The properties and structure of psi-lines are affected by local and astronomical forces on earth, most probably gravity and the earth's spin. They are affected by 3-body alignments, be they 3 stones in a straight line, or astronomical alignments of planets, the sun, the moon, and earth. Dowsing suggests that psi-lines in intergalactic space are much simpler than on earth. Further research is required to determine what energy is involved in psi-lines.

Experimental data has produced formulae such as $W = \phi/3 * Ln(L) + \sqrt{3}/2$ which is the relationship between the length and width of psi-lines, where ϕ is the golden ratio 1.61803. As this formula involves no arbitrary constants, and only a universal constant this is good evidence that the mind can interact with the structure of the universe and the laws of physics.

All properties and characteristics of psi-lines described in this paper can be created by the mind in just a few seconds. This is a truly remarkable achievement, deserving further research into how and why the mind can interact with the cosmos. In summary, this paper provides much evidence that investigating similar mind phenomena can make a significant contribution to understanding the structure of the universe, and in unifying the laws of physics.

The Way Forward

As always in scientific research, the findings produce more questions than answers. The following are suggestions for further research:

1. What is the exact nature of psi-lines?
2. More data is required to confirm the equations for the length of psi-line vs their width, diameters, size of terminating spirals, and nodal separation.
3. Why are psi-lines so easy to create, destroy, and detect by the mind?
4. Sensitive brain activity scanning equipment is required to resolve what part(s) of the brain is involved?
5. What does the magnetic and electric association represent, and how do they relate to their creation by the brain?
6. Are the magnetic lines beneficial to health, and can they be used in approved medical treatment?
7. What is the perceived "flow"?
8. What is the velocity of "flow" and propagation of psi-lines?
9. What are the nodes?
10. Are the nodal separation distances associated with quantised wavelengths or frequencies?
11. What is the interpretation of the acoustical frequencies?
12. Is there a carrier wave, and what types of information can the modulation wave transmit?
13. What do the white and mauve Mager colours represent?
14. Why are some lines beneficial whilst others are detrimental to health?
15. Why do astronomical alignments affect existing subtle energy lines and spirals?
16. Why do detrimental psi-lines become changed by astronomical alignments so they affect life forms beneficially?
17. What is the biological mechanism whereby these subtle energies affect life forms?
18. What terrestrial or astronomical force(s) or event(s) causes subtle energy lines to change directions?

19. Why does dowsing photographs work, and why does placing photographs upside down annul lines?
16. What is the evidence of energy in psi-lines: e.g. can they cause a temperature increase?
20. Visualising dowsing psi-lines in intergalactic space could be a useful avenue of research in determining what local forces are involved, as opposed to the basic structure of the universe.
21. What keeps the integrity, structure and properties of psi-lines the same over several kilometres? Is it because they are self organised, or are psi-lines linked to the structure of space-time?
22. Why do psi-lines have male and female characteristics? Does this reflect the structure of the universe, or is the effect due to the difference in the structure of the male and female brains?
23. How does a psi-line know how long it is and hence the number of nodes (or its width etc.) should be created?
24. Similarly, how does a psi-line know when there is a kink in it, and change its properties along the entire straight lengths?
25. Is there a connection between subtle energies, which currently are only detectable by the mind, and dark energy which is a major component of the cosmos?

Acknowledgements

Acknowledgements are due to Jim Lyons and Bob Sephton for their confirmation of some of the author's findings, their input, suggestions for experiments, constructive reviews, and who have taken this practical and theoretical research further into significant micro detail.

Acknowledgements are also due to Prof. Dr. Friedrich Balck of Clausthal University and his team, who confirmed of some of the author's initial findings.

Thanks are also due to Sophia Whelan who, having no preconceptions, assisted the author confirm independently the findings for several qualitative experiments, thereby giving the author confidence for further more detailed quantitative investigations.

© 2012 by Jeffrey S Keen

All rights reserved. No part of this article may be reproduced, stored in a retrieval system, or transmitted or translated in machine language in any form or by any means, electronic, mechanical, photocopying, recording, or otherwise, without the prior written permission of the author. The moral right of Jeffrey S Keen to be identified as author of this work has been asserted in accordance with the copyright, design, and patents act 1988

References to the Author's and Other Relevant Research Papers

Jens A Tellefsen Jr. Sven Magnusson. Nils O Jacobson. *Dowsing along the psi-track*. Journal of the Society for Psychical Research January 1994.

Keen J. *The Physics of Dowsing & the Brain*. The BSD Earth Energy Group Newsletter December 2001; Vol. 6 No 24.

Keen J. [*Mind Created Dowsable Fields*](#), The British Society of Dowsers - Earth Energy Matters March 2003; Vol. 8 Issue 29.

Keen J. *Consciousness, Intent & the Structure of the Universe*. ISBN 1-4120-4512-6. <http://www.jeffreykeen.co.uk/Buy%20the%20Book.htm>: 2005.

Keen J. *The Anatomy of Conical Helices, Consciousness, and Universal Constants - Parts 1, 2, 3, and 4*. The American Dowser: February – October 2007, Vol. 47 Nos. 1-4.

Keen J. *From Banks and Ditches to Dowsing 2-dimensional Geometry*. Network Review Spring 2009; No 99.

Keen J. *Hindu and Buddhist Temples - Creating Peace and Tranquillity*. Dowsing Today - The Journal of the British Society of Dowsers. November 2009; Vol 42 No 305.

Keen J. *The Causes of Variations When Making Dowsable Measurements; Part 2 Daily Variations Caused by the Earth Spinning on Its Axis*. e-paper online at <http://vixra.org/abs/0912.0024> 10 December 2009.

Keen J. *The Causes of Variations When Making Dowsable Measurements; Part 4- The Effects of Geometric Alignments and Subtle Energies*. e-paper online at <http://vixra.org/abs/1001.0004> 7 January 2010.

Keen J. *The Causes of Variations When Making Dowsable Measurements; Part 5- Communicating Information Instantaneously across the Solar System*. e-paper online at <http://vixra.org/abs/1001.0012> 7 January 2010.

Keen J. *Using Noetics to Determine the Geometric Limits of 3-Body Alignments that Produce Subtle Energies*. e-paper online at <http://vixra.org/abs/1005.0018>: 10 January 2010.

Keen J. [*Is Dowsing a Useful Tool for Serious Scientific Research?*](#) World Futures Taylor & Francis - The Journal of General Evolution October 2010; Vol. © 66 No 8.

Keen J. *Dowsing Geometry and the Structure of the Universe- v2 - A Database of Patterns Analogous to X-ray Crystallography*. e-paper online at <http://vixra.org/abs/0909.0008> 21 July 2011.

Keen J. *Fairy Rings, Psi-Lines, Smugglers, and Venus* [viXra:1110.0079](#): 31 Oct 2011.

Balck F. *Psi Tracts*. <http://www2.pe.tu-clausthal.de/agbalck/biosensor/kuehlwasser-zehn.htm> August 2011.

Keen J. [*The Mind, Intergalactic Space, and Phi \(\$\phi\$ \)*](#) – v2. NeuroQuantology December 2011; Vol 9, No 4.

Bibliography and Further Reading

In relation to this paper, the author's thinking has been influenced by the following works.

- Bird Christopher *The Divining Hand* Shiffer Publishing, 1993.
- Bekenstein Jacob *Information in the Holographic Universe* Scientific American, 2003.
- Bohm David *The Undivided Universe* Routledge 2005, 041512185X.
- Bohm David *Wholeness and the Implicate Order* Routledge, 1980.
- Currian Jude *The Wave* O-Books 1-905047-33-9, 2005.
- Dyer Dr Wayne *The Power of Intention* Hay House 2004.
- Edwards Lawrence *The Vortex of Life* Floris , 0-86315-148-5 1993.
- Greene Brian *The Fabric of the Cosmos* Allen Lane, 2004.
- Hansard Christopher *The Tibetan Art of Positive Thinking* Hodder, 2003.
- Hawking Stephen *The Universe in a Nutshell* Bantam Press, 2001.
- Laszlo Ervin *The Connectivity Hypothesis* SUNY Press, 2003.
- Laszlo Ervin *Science and the Akashic Field* Inner Traditions; 2004.
- Lloyd Seth *The Digital Universe* Physics World, November 2008 Vol. 21 No. 11.
- Lyons James *Quantifying Effects In Consciousness* University of Hull 1998.
- McTaggart Lynne *The Field* Harper Collins, 2001
- Merrick Richard *Interference (A Grand Scientific Musical Theory)*, 2009.
- Mitchell Edgar *Nature's Mind the Quantum Hologram* <http://www.edmitchellapollo14.com>.
- Muller Hartmut *Global Scaling* <http://globalscalingtheory.com/>.
- Penrose Roger *The Emperor's New Mind* Oxford University Press, 1999.
- Pribram Karl *Consciousness Reassessed* Mind and Matter, 2004.
- Radin Dean *Conscious Universe* Harper, 1997 0062515025.
- Radin Dean *Entangled Minds* Paraview1-4165-1677-8, 2006.
- Rosenblum Bruce & Kuttner Fred *Quantum Enigma* OUP/Duckworth, 2007.
- Sheldrake Rupert *Morphic Resonances* Inner Traditions, 2000.
- Sheldrake Rupert *The Sense of being Stared At* Arrow, 2004.
- Spottiswoode James *Journal of Scientific Exploration* Vol. 11 No. 2 Cognitive Sciences Laboratory Palo Alto, June 1997.
- Smolin Lee *The Trouble with Physics* Allen Lane 978-0-713-99799-6, 2006.
- Stewart Malcolm *Patterns of Eternity* Floris Books, 2009.
- Talbot Michael *The Holographic Universe* Harper0586091718, 1996.
- Tiller William *Subtle Energies Intentionality and Consciousness* Pavior, 1997.
- Tiller William *Conscious Acts of Creation* Pavoir 019293310531, 2001.
- Vedral Vlatko *Decoding Reality* Oxford University Press, March 2010.
- Verlinde Erik P *On the Origin of Gravity and the Laws of Newton*, 6 Jan, 2010. <http://arxiv.org/abs/1001.0785>.
- Wallace Alan *Hidden Dimensions (The Unification of Physics and Consciousness)*, Columbia University Press, 2007.

© 2012 by Jeffrey S Keen

All rights reserved. No part of this article may be reproduced, stored in a retrieval system, or transmitted or translated in machine language in any form or by any means, electronic, mechanical, photocopying, recording, or otherwise, without the prior written permission of the author. The moral right of Jeffrey S Keen to be identified as author of this work has been asserted in accordance with the copyright, design, and patents act 1988