

# Fairy Rings, Psi-lines, Smugglers, and Venus

by

*Jeffrey S. Keen*

*BSc Hons ARCS MInstP CPhys*

[www.jeffreykeen.co.uk](http://www.jeffreykeen.co.uk)

## Abstract

Although there is much ancient folk lore and horticultural documentation regarding Fairy Rings, they are not often associated with mind science and astronomical events. Fortuitously, a Fairy Ring suddenly appeared on the grass in a friend's garden. On prompt investigation, apart from the usual necessary biological conditions, the essential trigger that probably created this particular Fairy Ring was a rare combination of the intersection of 2 psi-lines, coupled with a conjunction of Venus at the time of a new moon. As this is another example of cosmic events significantly affecting life on earth, together with the influence of the mind, the author felt there was sufficient scientific interest to document these findings for the benefit of other researchers, even though the sudden appearance of the phenomenon has been known for many thousands of years. Subsequent research proved conclusively that the psi-lines (or psi-tracts) were created by smugglers for their navigation.

## Introduction

There are numerous internet references to Fairy Circles (also known as Fairy Rings) mentioning numerous biological factors such as lawns, fungi, spores, nitrogen content, nutrient depletion etc, but details of what triggers fairy circles are scarce. Figure 1 is a photograph of the Fairy Circle that suddenly appeared on the morning of 11<sup>th</sup> Sept 2011 in a friend's garden. The event that triggered it must have occurred several days previously to allow sufficient spores to grow and send roots radially outwards underground from the centre of the circle. When these threadlike mycelia, which are hidden in the soil, have a sufficiently large "infrastructure" (about 1.5 metres diameter in this case), the mushrooms suddenly appeared above ground, and this occurred during the night of 10<sup>th</sup> Sept 2011.

*The Fairy Circle*



Figure 1

## Structure of the Fairy Circle and Subtle Energy Lines

As illustrated in Figure 2, the Fairy Circle had a diameter of about 1.5 metres, with its centre located at the intersection of 2 psi-lines (also known as psi-tracks). Over several weeks these lines were physically followed outwards over many miles, and their precise locations were plotted on a map. It was discovered that these lines are not only ancient and permanent, but are very straight, and therefore man-made, as natural subtle energy lines meander.

*The Geometry of the Fairy Circle and its Subtle Energies*

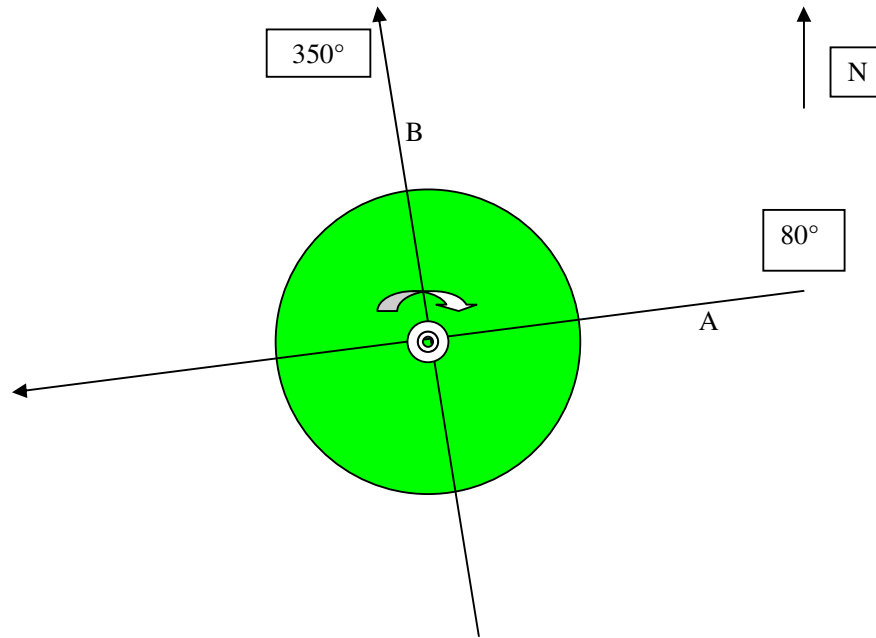


Figure 2

*The Sub-Structure of the Subtle Energy Lines A and B*

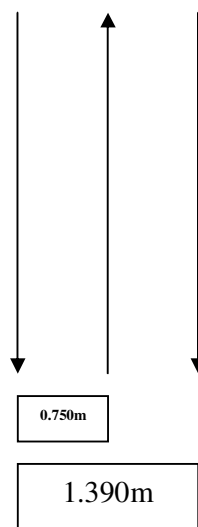


Figure 3

These 2 psi-lines are labelled A and B in Figure 2. A compass reading gives Line A as 80°, so it was nearly East-West. Line B is 345-350° which is nearly North-South. On closer observation, each line comprises 3 non symmetrical component bands, with separation distances of 0.750m and 0.640m, as depicted in Figure 3. The height of these subtle energy lines is less than 14 cms above the ground, extending to an unknown depth below ground. This is important, as it explains the permanency of these lines. The author’s research in 2003 showed that if mind created subtle energy fields were not fixed to the ground, they moved, floated and drifted westwards with increasing speeds as a function of increasing height above the ground<sup>9</sup>.

There are no indications of commonly found reflections or repeating patterns. The same quantified properties as detailed here are found along the entire several miles’ length of these lines. In general, multiple lines of this nature are very common<sup>1</sup>, and their properties are well known to vary over time.

### Subtle Energy Spiral

Also illustrated in Figure 2 is a permanent spiral that is located at the intersection of the 2 psi-lines. It is common for a spiral to appear when subtle energy lines intersect. More accurately this spiral is a 3-dimensional Conical Helix, having a base diameter of 1.540 metres (similar to the diameter of the ring of mushrooms) and height of 1.486m. Looking downwards, and using the author’s categorisation<sup>5</sup>, the helix has 3½ turns in a clockwise flow of Type 3 subtle energy, and indicates green on a Mager disc. This is a very common occurrence and is illustrated in Figure 4. As is also usual, this “spiral” comprises a vertical stack of 7 similar sized conical helices, as shown in Figure 5.

*Plan View of a Top Clockwise Spiral*

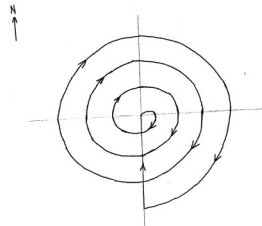


Figure 4

*Side Elevation View of a Series of 7 Conical Helices*



Figure 5

## Smugglers

On information dowsing for the age of the lines, one obtains that line A is about 375 years old whilst line B is about 415 years old. Over the last 20 years the author has found many similar lines across Dorset and Hampshire. Most of them start on the sea, with easy beach landing places. This suggests that both of these 2 lines were created by smugglers. The South Coast of England was well known for being a major area for smugglers, with much literature on the subject<sup>2, 3</sup>. Plotting the lines on the local map in Figure 6 gives locations which tie up with historical literature detailing local smuggling.

*Map of the Bournemouth and Poole Area*



Figure 6

The following is a summary of relevant smuggling locations, with further details in the Appendix at the end of this paper:

**Line A;** Poole Harbour (off Lilliput where there are still landing jetties today), through the centres of Bournemouth, Boscombe, Pokesdown, and on to Christchurch and the New Forest.

**Line B;** Middle Chine, Pug's Hole, and Kinson (which was a major centre for the smugglers' trade). These are all well known places in Bournemouth.

**Line C;** The same landing stage in Poole Harbour as in Line A above, Pug's Hole again, Throop Mill, and on to Hurn. This line was investigated by the author in December 2007, and has similar properties to Lines A and B.

These subtle energy lines are no different to mind created Neolithic "Sat. Nav." lines produced thousands of years ago for direction finding, especially useful in the dark or in fog. By visualising and specifying their ends and purpose, these psi-lines, or psi-

tracks, can vary from a few feet to many miles, and are easily created or destroyed by the mind in a few seconds. The ends are often terminated by a spiral. Recent German research<sup>8</sup> has independently confirmed the existence of similar psi-tracks.

### **Was there a Trigger?**

However, there are several unexplained questions. This Fairy Circle could have appeared anywhere in the extensive gardens. Why was it centred at the intersection of the 2 psi-lines? This is unlikely to be coincidence! Why had the Fairy Circle a similar diameter to that of the conical helix subtle energy? This suggests that the conical helix was instrumental in the formation of the Circle. The residents had been using these gardens for over 7 years and had never seen a Fairy Ring there before, even though all the relevant factors and subtle energies had not changed. Why did it appear on Sunday 11<sup>th</sup> September? What unusual event triggered the growth of the Fairy Ring?

Additional measurements and analysis were undertaken in order to provide an answer, both on-site at the Fairy Circle and at several points along lines A and B. However, it was essential to compare any differences in conditions both before and after the ring's formation. Accurate dowsing of photographs and maps are well known phenomena. As the photograph in Figure 1 was taken immediately after the mushrooms appeared, it was dowsed to augment and confirm the on-site findings. Dowsing was therefore used to measure changed conditions back in time<sup>4</sup>. Reassuringly, the on-site findings were almost identical to the dowsed photograph. The major difference was in the value of dimensions, and in those cases the on-site values are documented here.

### **After 10th Sept 2011**

As previously mentioned, line A is depicted in Figure 3, where the perceived flow of the central subtle energy line is towards the west, but the 2 outer lines flow towards the east. The relative "strengths" or "intensity" of the subtle energy for each of these 3 lines is 50:100:50; i.e. the strengths of the outer lines exactly balance the counter-flow of the inner line, as if there was a very long loop. Further investigation suggested that both outer lines were "good" energy, but the middle line was detrimental energy. Using the author's categorisation<sup>5</sup>, all 3 lines are Type 1 subtle energy, and indicate white on a Mager disc.

Line B also depicted in Figure 3 has the perceived flow of the central subtle energy line towards the north, but the 2 outer lines flow towards the south. As with line A, the relative strength of each of the subtle energy lines is also 50:100:50, with a white Type 1 categorisation. However, the main difference is that all 3 lines register as good and beneficial to life.

It is also instructive when on site, to turn the photograph in Figure 1 upside down, place it anywhere along the actual energy line, and align the photograph so that the north on the photograph is orientated to true north on-site. The amazing thing is that the inverted photograph cancels out all trace of the subtle energy lines. Removing the photograph immediately reinstates them! Why this should occur is subject for further research.

In general, none of the above properties and phenomena are new findings, as the author has been aware of them for about 20 years. The important discoveries are the

differences in the findings for these subtle energy lines just prior to the 10<sup>th</sup> September 2011. These are now elaborated.

### **At or just before the Creation of the Fairy Ring**

Dowsing back to the time the fairy ring was created, Line A is the same as in Figure 3, where the perceived flow of the central line is towards the west, and the relative strengths of the 3 subtle energy bands is 50:100:50. However, the significant differences at that time were that the centre line had changed from detrimental to “good”; the Mager colour, at the time of creation of the fairy circle, for all 3 bands had changed from white to mauve; and the subtle energy categorisation for all 3 bands had changed from Type 1 to Type 4.

Line B is depicted in Figure 7, where the perceived flow of all 3 lines is towards the south, indicating that, at the time of creation of the fairy ring, just the central line had changed its direction of perceived flow from northerly. The relative strengths of the 3 subtle energy bands, at that time, became 33:33:33, i.e. an equal distribution. As before, at that time, all 3 lines register as beneficial, but the outer 2 lines have changed from Type 1 to Type 2 energy. The outer 2 lines had also changed from white to green, whilst the middle line became mauve.

*The Sub-Structure of the Subtle Energy Lines A and B before 10<sup>th</sup> September 2011*

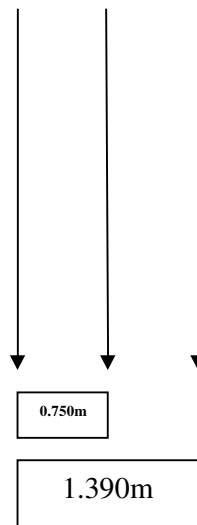


Figure 7

### **The Trigger**

At the time of creation of the fairy ring, all detrimental energies had been removed as a result of the change. These green lines are similar to the subtle energies associated with the auras of plants and animals, including the tree of life pattern for all life forms. The relevant subtle energies had therefore become both beneficial and associated with life forms. Although these factors were conducive to life and by inference to creating a Fairy Circle, in isolation they were insufficient. What was the event that caused the above changes to the subtle energies? Why was this event for a limited period only before the energies reverted to their normal long-term characteristics?

A major clue is that the mauve energy lines have the same characteristics as found when there are astronomical alignments with the earth, such as at new or full moon, eclipses, and conjunctions of planets<sup>6</sup>. There was a new moon on 29th Aug 2011, but this in isolation could not be the trigger as fairy circles were not formed every lunar month (assuming sufficient moisture and nutrients, etc).

There must have been an additional rare factor. Using Stellarium astronomical software and going back day by day, Venus, the sun, the moon, and earth, in that order, were nearly in a straight line on 29th Aug<sup>7</sup>. From previous quantitative research this alignment effect only lasts for several hours. The subtle energies from new moons, full moons, and eclipses can be associated with life affecting examples such as the menstrual cycle, fish breeding, or turtles hatching.

The scientific evidence suggests that this rare astronomical event must have been the trigger that started the complex sequence of events that created this particular Fairy Ring.

## **Conclusion**

Although the horticultural requirements for the growth of a fairy circle are well documented, the unusual sequence of events that contributed to the creation of the fairy circle discussed in this paper, included 2 mind created psi-lines formed by smugglers about 300 years ago to assist in navigation, a conical helix at the intersection of these 2 lines, plus a rare quadruple astronomical alignment of Venus, the sun, the moon, and earth, that produced beneficial subtle energies which influenced the growth of life.

## **The Way Forward**

As always in scientific research, the findings produce more questions than answers. The following further research is suggested to discover:

1. what percentage of fairy rings are connected to psi-lines and/or astronomical alignments?
2. what is the exact nature of psi-lines?
3. why are they so easy to create, destroy, and detect by the mind?
4. what part(s) of the brain is involved?
5. what is the “flow”?
6. why does dowsing photographs work, and why does placing photographs upside down annul lines?
7. why are some lines beneficial whilst others are detrimental?
8. what terrestrial or astronomical force or event causes subtle energy lines to change directions?
9. why astronomical alignments affect existing subtle energy lines and spirals?
10. why the latter become changed so they affect life forms beneficially? and
11. what is the biological mechanism whereby these subtle energies affect life forms?

## References

1. *Variations When Making Dowsable Measurements; Part 2 - Daily Variations Caused by the Earth Spinning on Its Axis*, 10 December 2009, Published as an e-print in <http://vixra.org/abs/0912.0024>
2. [http://www.smuggling.co.uk/gazetteers\\_13.html](http://www.smuggling.co.uk/gazetteers_13.html)
3. [http://www.bbc.co.uk/dorset/content/articles/2008/04/04/kinson\\_smugglers\\_feature.shtml](http://www.bbc.co.uk/dorset/content/articles/2008/04/04/kinson_smugglers_feature.shtml)
4. *Is Dowsing a Useful Tool for Serious Scientific Research?*, October 2010, © Vol. 66 No 8, *World Futures: Taylor & Francis - The Journal of General Evolution*
5. *Consciousness, Intent & the Structure of the Universe*, Jeffrey Keen, ISBN: 1-4120-4512-6. <http://www.jeffreykeen.co.uk/Buy%20the%20Book.htm>
6. *Variations When Making Dowsable Measurements; Part 4 - The Effects of Geometric Alignments and Subtle Energies*, 7 January 2010, Published as an e-print in <http://vixra.org/abs/1001.0004>
7. *Using Noetics to Determine the Geometric Limits of 3-Body Alignments that Produce Subtle Energies*, 10 January 2010, Published as an e-print in <http://vixra.org/pdf/1005.0018v1.pdf>
8. <http://www2.pe.tu-clausthal.de/agbalck/biosensor/kuehlwasser-zehn.htm>
9. *Mind Created Dowsable Fields*, March 2003, Vol. 8 Issue 29, *The British Society of Dowsers - Earth Energy Matters*

© 2011 by Jeffrey S Keen

All rights reserved. No part of this article may be reproduced, stored in a retrieval system, or transmitted or translated in machine language in any form or by any means, electronic, mechanical, photocopying, recording, or otherwise, without the prior written permission of the author. The moral right of Jeffrey S Keen to be identified as author of this work has been asserted in accordance with the copyright, design, and patents act 1988.



## Appendix

### Psi-lines and Smugglers

The main objectives of the preceding paper were to concentrate on the science of the mind, subtle energies and psi-lines, together with astronomical influences on life. An unexpected by-product of this research was a connection with smuggling. This appendix develops the latter theme and covers the power, accuracy, and application of dowsing in general and dowsing photographs in particular. The numerous initial postulations obtained from dowsing a low resolution photograph sent by email were eventually found to accurately agree with historical documented evidence, and on-site physical observations.

The following is photographic evidence supporting the discovery that smugglers created these lines for navigation purposes. At the time of smuggling in Dorset and Hampshire, about 200-300 years ago, most of Bournemouth was undeveloped heathland. Psi-lines created by smugglers now pass through residential estates and private land making it difficult to trace them on-site.

The map shown in Figure 6 was initially produced from dowsing Figure 1, a photo of the fairy circle that prompted this paper, and extrapolating the psi-lines from readings of an aligned compass placed on the photograph. Based on over 20 years' of similar research, Psi-lines A and C in Figure 6 were postulated to emanate from landing sites in Poole Harbour, a few hundred metres south east of Saltern's Marina which is near the Blue Lagoon off Lilliput in Poole.



Figure 8

Figures 8 and 9 are general views of the location taken from Saltern's Marina. As is apparent, the landing sites are currently located within inaccessible private gardens. But even now, it is apparent that there still are many landing jetties in that general location.

Figure 9 shows that the gardens, which were open fields several hundred years ago, come very gradually down to the sea making suitable locations for easily landing booty. Figure 10 shows the actual location of psi-line C which now passes through a private garden leading down to the sea.



Figure 9



Figure 10



Figure 11

Line B, in Figure 6, was assumed to emanate from Middle Chine in Bournemouth, and its exact position was found on site by the author, and is scratched in the sand in Figure 11. As is apparent, this location is excellent for landing booty as there is a very shallow beach leading straight to the chine which cuts an easy path through the high Bournemouth cliffs and dense vegetation. Obviously, the beach huts and other tourist developments were not built.

It was also extrapolated that both psi-lines B and C shown in Figure 6 intersect at Pug's Hole in Talbot Woods, Bournemouth; a natural wooded depression. Figure 12 is a photograph of the actual point of intersection, which is highlighted by the canes and sticks placed on the psi-lines. As is apparent, the paths still exist between the trees, and are slightly elevated.

Figure 13 is a photo of the local Council information board that was unexpectedly found on-site, giving the history of Pugs Hole, and stating that "Isaac Gulliver brought smuggled goods through this location and on to Kinson". This confirms the original postulation based on a dowsed photograph that the psi-lines extended on the map through to Kinson.



Figure 12



Figure 13

Figure 14 follows psi-line B and finds its 3 part characteristics does in fact go through Kinson Common towards Gulliver's properties in Kinson. On further investigation, it was found that the local Council have even signposted the psi-tracks as Gulliver's Trail.

This research invites the question "What is the connection between Jonathan Swift's book Gulliver's Travels, and the psi-track that leads from Isaac Gulliver's properties in Kinson, to the landing jetties for contraband at Lilliput, Poole?"





Figure 14

In conclusion, dowsing a photograph of a fairy circle suggested the initial postulation that smugglers created and used psi-lines for navigation - especially useful at night. This has been demonstrated as correct. This is excellent proof that dowsing in general, and dowsing photographs in particular can be a useful technique for accurate scientific research.

© 2011 by Jeffrey S Keen

All rights reserved. No part of this article may be reproduced, stored in a retrieval system, or transmitted or translated in machine language in any form or by any means, electronic, mechanical, photocopying, recording, or otherwise, without the prior written permission of the author. The moral right of Jeffrey S Keen to be identified as author of this work has been asserted in accordance with the copyright, design, and patents act 1988.